

**RESULT AT A GLANCE**  
**SCHOOL LEAVING CERTIFICATE (SLC) EXAMINATION 2071 BS (2015 AD)**  
**COMPARATIVE ANALYSIS BY TYPE OF STUDENTS**

DESCRIPTION	REGULAR			EXEMPTED			SUPPLEMENTARY			OVERALL		
	BOY	GIRL	TOTAL	BOY	GIRL	TOTAL	BOY	GIRL	TOTAL	BOY	GIRL	TOTAL
APPEARED	202227	203223	405450	54797	81309	136106	55382	68746	124128	257024	284532	541556
PASS	110031	83801	193832	8811	10185	18996	38727	45110	83837	157569	139096	296665
PASS PERCENT	54.41	41.24	47.81	16.08	12.53	13.96	69.93	65.62	67.54	61.31	48.89	54.78
DISTINCTION DIV	12599	8911	21510	1	1	2	1	1	2	12601	8913	21514
FIRST DIV	52363	38356	90719	196	168	364	1012	1179	2191	53571	39703	93274
SECOND DIV	42603	34574	77177	6679	7896	14575	28514	33623	62137	77796	76093	153889
THIRD DIV	2466	1960	4426	1935	2120	4055	9200	10307	19507	13601	14387	27988
DROPPED	2539	2548	5087	4461	4738	9199	0	0	0	7000	7286	14286
WITHHELD	42	18	60	27	14	41	11	8	19	80	40	120
CANCELLED	261	349	610	321	365	686	35	8	43	617	722	1339
EXPELLED	0	0	0	0	0	0	0	0	0	0	0	0

**SCHOOL LEAVING CERTIFICATE (SLC) EXAMINATION 2071 BS (2015 AD)**  
**COMPARATIVE ANALYSIS BY TYPE OF SCHOOL**

DESCRIPTION	COMMUNITY			INSTITUTIONAL			OTHERS			ALL REGULAR		
	BOY	GIRL	TOTAL	BOY	GIRL	TOTAL	BOY	GIRL	TOTAL	BOY	GIRL	TOTAL
APPEARED	143337	159155	302492	58890	44068	102958				202227	203223	405450
PASS	56661	44707	101368	53370	39094	92464				110031	83801	193832
PASS PERCENT	39.53	28.09	33.51	90.63	88.71	89.81				54.41	41.24	47.81
DISTINCTION DIV	1156	572	1728	11443	8339	19782				12599	8911	21510
FIRST DIV	17949	12631	30580	34414	25725	60139				52363	38356	90719
SECOND DIV	35149	29598	64747	7454	4976	12430				42603	34574	77177
THIRD DIV	2407	1906	4313	59	54	113				2466	1960	4426
DROPPED	2292	2392	4684	247	156	403				2539	2548	5087
WITHHELD	31	13	44	11	5	16				42	18	60
CANCELLED	243	345	588	18	4	22				261	349	610
EXPELLED	0	0	0	0	0	0				0	0	0

**DETAILS OF SLC RESULT OF REGULAR STUDENT BY DEVELOPMENT REGION**  
**2071 BS (2015 AD)**

REGION	APPEARED			PASS			PASS %			PASS DIVISION								AA
	BOY	GIRL	TOT	BOY	GIRL	TOT	BOY	GIRL	TOT	DIS		FIR		SEC		TRD		
										BOY	GIRL	BOY	GIRL	BOY	GIRL	BOY	GIRL	
EASTERN	41984	45435	87419	19910	15143	35053	47.42	33.33	40.10	1355	738	9609	6851	8389	7074	557	480	368.57
CENTRAL	71374	68684	140058	46074	37424	83498	64.55	54.49	59.62	8100	6413	23711	18821	13547	11661	716	529	442.30
WESTERN	39495	39311	78806	23628	18195	41823	59.83	46.28	53.07	2454	1531	11807	8859	9079	7602	288	203	423.54
MID-WESTERN	27429	28953	56382	11788	8268	20056	42.98	28.56	35.57	392	158	4243	2560	6610	5110	543	440	357.89
FAR-WESTERN	21945	20840	42785	8631	4771	13402	39.33	22.89	31.32	298	71	2993	1265	4978	3127	362	308	345.85
NATIONAL	202227	203223	405450	110031	83801	193832	54.41	41.24	47.81	12599	8911	52363	38356	42603	34574	2466	1960	400.84

**DETAILS OF SLC RESULT OF REGULAR STUDENTS BY DISTRICT 2071 (2015 AD)**  
**EASTERN REGION**

SNO	DISTRICT	APPEARED			PASS DETAIL						PASS DIVISION								AA
		BOY	GIRL	TOT	PASS			PASS%			DIS		FIR		SEC		TRD		
					BOY	GIRL	TOT	BOY	GIRL	TOT	BOY	GIRL	BOY	GIRL	BOY	GIRL	BOY	GIRL	
01	TAPLEJUNG	941	1102	2043	268	180	448	28.48	16.33	21.93	0	0	75	51	181	124	12	5	301.22
02	PANCHTHAR	1363	1778	3141	453	458	911	33.24	25.76	29.00	10	6	172	134	244	302	27	16	347.05
03	ILAM	1602	2126	3728	780	717	1497	48.69	33.73	40.16	56	25	314	302	399	368	11	22	377.57
04	JHAPA	5812	6194	12006	3748	3072	6820	64.49	49.60	56.80	319	177	1991	1636	1361	1189	77	70	422.31
05	SANKHUWASABHA	990	1095	2085	435	327	762	43.94	29.86	36.55	4	1	125	90	289	226	17	10	368.30
06	TEHRATHUM	819	998	1817	272	285	557	33.21	28.56	30.65	6	1	73	61	170	205	23	18	346.45
07	DHANKUTA	1258	1669	2927	390	387	777	31.00	23.19	26.55	9	5	131	108	241	265	9	9	341.43
08	BHOJPUR	1200	1509	2709	280	218	498	23.33	14.45	18.38	0	0	104	75	170	142	6	1	324.46
09	MORANG	7730	8157	15887	4386	3592	7978	56.74	44.04	50.22	391	263	2436	1875	1461	1337	98	117	402.23
10	SUNSARI	5481	5927	11408	2972	2282	5254	54.22	38.50	46.06	205	131	1732	1283	974	826	61	42	388.17
11	SOLUKHUMBU	831	891	1722	421	349	770	50.66	39.17	44.72	3	2	124	86	277	249	17	12	382.76
12	KHOTANG	1737	1919	3656	342	277	619	19.69	14.43	16.93	9	6	100	47	202	187	31	37	304.42
13	OKHALDHUNGA	1211	1338	2549	644	685	1329	53.18	51.20	52.14	3	0	183	134	444	538	14	13	398.34
14	UDAYAPUR	2253	2776	5029	855	639	1494	37.95	23.02	29.71	62	27	355	269	403	315	35	28	331.99
15	SAPTARI	4042	3896	7938	1233	508	1741	30.50	13.04	21.93	66	18	542	234	583	233	42	23	287.95
16	SIRAHA	4714	4060	8774	2431	1167	3598	51.57	28.74	41.01	212	76	1152	466	990	568	77	57	364.73
	TOTAL	41984	45435	87419	19910	15143	35053	47.42	33.33	40.10	1355	738	9609	6851	8389	7074	557	480	

# DETAILS OF SLC RESULT OF REGULAR STUDENTS BY DISTRICT 2071 (2015 AD)

## CENTRAL REGION

SNO	DISTRICT	APPEARED			PASS DETAIL						PASS DIVISION								AA
		BOY	GIRL	TOT	PASS			PASS%			DIS		FIR		SEC		TRD		
					BOY	GIRL	TOT	BOY	GIRL	TOT	BOY	GIRL	BOY	GIRL	BOY	GIRL	BOY	GIRL	
17	DOLAKHA	1884	2161	4045	798	628	1426	42.36	29.06	35.25	42	19	261	174	467	413	28	22	363.08
18	RAMECHHAP	2568	2928	5496	960	821	1781	37.38	28.04	32.41	87	54	297	224	523	485	53	58	350.85
19	SINDHULI	5051	4027	9078	2421	1309	3730	47.93	32.51	41.09	247	106	1094	551	978	591	102	61	360.85
20	DHANUSHA	3879	3160	7039	1089	532	1621	28.07	16.84	23.03	40	32	401	191	600	293	48	16	313.47
21	MAHOTTARI	3760	3443	7203	1685	950	2635	44.81	27.59	36.58	109	44	809	427	728	446	39	33	362.58
22	SARLAHI	2117	2465	4582	1070	908	1978	50.54	36.84	43.17	30	17	337	279	665	582	38	30	383.30
23	SINDHUPALCHOK	327	365	692	94	66	160	28.75	18.08	23.12	2	2	31	19	58	43	3	2	328.05
24	RASUWA	2190	2506	4696	1345	1157	2502	61.42	46.17	53.28	79	35	588	427	640	665	38	30	409.26
25	NUWAKOT	2619	3136	5755	1877	1814	3691	71.67	57.84	64.14	129	111	716	614	971	1027	61	62	426.45
26	DHADING	3687	4185	7872	2696	2571	5267	73.12	61.43	66.91	339	282	1357	1166	955	1090	45	33	455.67
27	KAVREPALANCHOK	2685	2626	5311	2402	2264	4666	89.46	86.21	87.86	684	612	1417	1336	295	312	6	4	553.54
28	BHAKTAPUR	16676	15162	31838	14634	12887	27521	87.75	85.00	86.44	4245	3494	8531	7510	1826	1849	32	34	550.06
29	KATHMANDU	381	366	747	310	303	613	81.36	82.79	82.06	88	63	187	191	31	49	4	0	532.12
30	KATHMANDU	4584	4454	9038	4034	3775	7809	88.00	84.76	86.40	993	1016	2536	2302	499	456	6	1	548.96
32	LALITPUR	2407	2864	5271	1540	1353	2893	63.98	47.24	54.89	91	65	692	560	715	704	42	24	416.24
33	MAKWANPUR	5046	4958	10004	3862	3130	6992	76.54	63.13	69.89	561	316	2007	1632	1264	1165	30	17	470.64
34	CHITWAN	3238	2686	5924	1267	733	2000	39.13	27.29	33.76	78	21	449	257	695	417	45	38	349.71
35	RAUTAHAT	3553	3213	6766	1414	767	2181	39.80	23.87	32.23	106	53	704	354	557	333	47	27	339.66
36	BARA	3119	2313	5432	1681	846	2527	53.90	36.58	46.52	111	49	891	403	647	366	32	28	386.38
37	PARSA	3009	2235	5244	1379	639	2018	45.83	28.59	38.48	96	39	729	339	537	256	17	5	364.19
	TOTAL	72780	69253	142033	46558	37453	84011	63.97	54.08	59.15	8157	6430	24034	18956	13651	11542	716	525	

**DETAILS OF SLC RESULT OF REGULAR STUDENTS BY DISTRICT 2071 (2015 AD)**

**WESTERN REGION**

SNO	DISTRICT	APPEARED			PASS DETAIL						PASS DIVISION								AA
		BOY	GIRL	TOT	PASS			PASS%			DIS		FIR		SEC		TRD		
					BOY	GIRL	TOT	BOY	GIRL	TOT	BOY	GIRL	BOY	GIRL	BOY	GIRL	BOY	GIRL	
38	GORKHA	2288	2320	4608	1529	1152	2681	66.83	49.66	58.18	86	51	606	342	817	745	20	14	424.27
39	MANANG	26	32	58	18	25	43	69.23	78.13	74.14	0	0	8	11	10	14	0	0	448.41
40	LAMJUNG	1548	1701	3249	996	861	1857	64.34	50.62	57.16	57	38	480	397	446	416	13	10	429.87
41	KASKI	4858	4618	9476	3835	3075	6910	78.94	66.59	72.92	712	496	2363	1865	743	702	17	12	501.49
42	TANAHUN	2707	2816	5523	1652	1390	3042	61.03	49.36	55.08	136	84	851	676	653	615	12	15	431.82
43	SYANGJA	2803	3088	5891	1483	1151	2634	52.91	37.27	44.71	70	51	693	505	695	579	25	16	398.41
44	NAWALPARASI	4923	4951	9874	3073	2267	5340	62.42	45.79	54.08	301	116	1550	1135	1183	990	39	26	417.08
45	PALPA	2229	2296	4525	1002	749	1751	44.95	32.62	38.70	59	27	441	315	484	400	18	7	386.69
46	GULMI	2060	2191	4251	1162	820	1982	56.41	37.43	46.62	58	19	513	341	583	452	8	8	406.74
47	ARGHAKHANCHI	1395	1664	3059	700	471	1171	50.18	28.31	38.28	42	16	302	189	349	258	7	8	385.14
48	RUPANDEHI	6795	6199	12994	4492	3266	7758	66.11	52.69	59.70	740	467	2536	1946	1186	839	30	14	453.71
49	KAPILVASTU	2862	2282	5144	1072	563	1635	37.46	24.67	31.78	65	26	492	267	477	259	38	11	343.70
50	MUSTANG	46	51	97	43	41	84	93.48	80.39	86.60	0	0	22	24	20	17	1	0	483.80
51	MYAGDI	1100	1132	2232	777	674	1451	70.64	59.54	65.01	36	28	312	249	423	389	6	8	436.22
52	BAGLUNG	2368	2520	4888	1128	911	2039	47.64	36.15	41.71	63	35	426	319	607	528	32	29	383.87
53	PARBAT	1487	1450	2937	666	779	1445	44.79	53.72	49.20	29	77	212	278	403	399	22	25	401.73
	TOTAL	112275	108564	220839	70186	55648	125834	62.51	51.26	56.98	10611	7961	35841	27815	22730	19144	1004	728	

# **DETAILS OF SLC RESULT OF REGULAR STUDENTS BY DISTRICT 2071 (2015 AD)**

## **MID-WESTERN REGION**

SNO	DISTRICT	APPEARED			PASS DETAIL						PASS DIVISION								AA
		BOY	GIRL	TOT	PASS			PASS%			DIS		FIR		SEC		TRD		
					BOY	GIRL	TOT	BOY	GIRL	TOT	BOY	GIRL	BOY	GIRL	BOY	GIRL	BOY	GIRL	
54	RUKUM	2301	2333	4634	1214	955	2169	52.76	40.93	46.81	16	1	310	162	835	731	53	61	378.00
55	ROLPA	1083	1204	2287	397	300	697	36.66	24.92	30.48	2	0	119	54	261	239	15	7	368.68
56	SALYAN	1836	2151	3987	494	335	829	26.91	15.57	20.79	0	1	102	30	363	274	29	30	324.97
57	PYUTHAN	1153	1194	2347	507	275	782	43.97	23.03	33.32	16	5	178	90	302	174	11	6	370.59
58	DANG	4083	4972	9055	2106	1536	3642	51.58	30.89	40.22	146	65	1155	827	743	585	62	59	372.33
59	HUMLA	392	305	697	209	123	332	53.32	40.33	47.63	2	0	44	25	146	91	17	7	380.87
60	MUGU	724	515	1239	197	114	311	27.21	22.14	25.10	2	0	35	14	148	88	12	12	328.74
61	DOLPA	313	237	550	133	85	218	42.49	35.86	39.64	2	0	43	33	86	49	2	3	383.76
62	KALIKOT	1623	1477	3100	845	655	1500	52.06	44.35	48.39	10	4	129	53	621	546	85	52	364.82
63	JUMLA	949	851	1800	665	516	1181	70.07	60.63	65.61	10	2	186	115	444	370	25	29	404.02
64	JAJARKOT	1872	1906	3778	925	819	1744	49.41	42.97	46.16	1	3	126	78	697	651	101	87	357.42
65	DAILEKH	2195	2370	4565	608	330	938	27.70	13.92	20.55	4	0	124	60	451	253	29	17	321.14
66	SURKHET	2953	2750	5703	1049	523	1572	35.52	19.02	27.56	50	24	479	238	494	249	26	12	349.36
67	BANKE	2903	2868	5771	1449	1089	2538	49.91	37.97	43.98	73	42	871	603	481	416	24	28	391.43
68	BARDIA	3049	3820	6869	990	613	1603	32.47	16.05	23.34	58	11	342	178	538	394	52	30	325.67
	TOTAL	143559	141487	285046	83768	65606	149374	58.35	46.37	52.40	11095	8231	40722	30972	30350	25181	1601	1222	

**DETAILS OF SLC RESULT OF REGULAR STUDENTS BY DISTRICT 2071 (2015 AD)**

**FAR-WESTERN REGION**

SNO	DISTRICT	APPEARED			PASS DETAIL						PASS DIVISION								AA
		BOY	GIRL	TOT	PASS			PASS%			DIS		FIR		SEC		TRD		
					BOY	GIRL	TOT	BOY	GIRL	TOT	BOY	GIRL	BOY	GIRL	BOY	GIRL	BOY	GIRL	
69	BAJURA	1411	1132	2543	531	299	830	37.63	26.41	32.64	12	2	137	39	349	238	33	20	347.45
70	BAJHANG	2001	1378	3379	718	322	1040	35.88	23.37	30.78	1	0	152	29	529	272	36	21	351.03
71	ACHHAM	2132	1793	3925	615	309	924	28.85	17.23	23.54	1	1	154	32	441	241	19	35	318.01
72	DOTI	1254	984	2238	479	155	634	38.20	15.75	28.33	5	0	160	28	306	123	8	4	347.44
73	KAILALI	6772	7287	14059	3133	1966	5099	46.26	26.98	36.27	211	51	1375	690	1443	1121	104	104	356.37
74	DARCHULA	1125	1033	2158	317	175	492	28.18	16.94	22.80	0	0	83	31	228	124	6	20	337.03
75	BAITADI	2381	2401	4782	902	523	1425	37.88	21.78	29.80	4	1	213	80	642	404	43	38	345.67
76	DANDEL DHURA	1027	1038	2065	362	124	486	35.25	11.95	23.54	2	1	105	32	234	85	21	6	333.06
77	KANCHANPUR	3842	3794	7636	1574	898	2472	40.97	23.67	32.37	62	15	614	304	806	519	92	60	343.53
	TOTAL	21945	20840	42785	8631	4771	13402	39.33	22.89	31.32	298	71	2993	1265	4978	3127	362	308	

<b>TOTAL</b>	<b>32893</b>	<b>31153</b>	<b>64046</b>	<b>14754</b>	<b>9148</b>	<b>23902</b>	<b>44.85</b>	<b>29.36</b>	<b>37.32</b>	<b>1182</b>	<b>626</b>	<b>6268</b>	<b>3701</b>	<b>6859</b>	<b>4469</b>	<b>445</b>	<b>352</b>	
--------------	--------------	--------------	--------------	--------------	-------------	--------------	--------------	--------------	--------------	-------------	------------	-------------	-------------	-------------	-------------	------------	------------	--

**SCHOOLS IN SLC EXAMINATION (DISTRICTWISE)  
2071 (2015 AD)**

<b>SNO</b>	<b>DISTRICT</b>	<b>SCHOOL</b>	<b>APRD</b>	<b>PASS</b>	<b>DROP</b>	<b>WTH</b>	<b>DSPS</b>
01	TAPLEJUNG	62	2043	448	22	0	32.95
02	PANCHTHAR	88	3141	911	22	0	35.69
03	ILAM	124	3728	1497	24	0	30.06
04	JHAPA	267	12006	6820	103	1	44.97
05	SANKHUWASABHA	67	2085	762	7	0	31.12
06	TEHRATHUM	49	1817	557	19	0	37.08
07	DHANKUTA	84	2927	777	18	1	34.85
08	BHOJPUR	71	2709	498	18	0	38.15
09	MORANG	342	15887	7978	138	3	46.45
10	SUNSARI	228	11408	5254	66	1	50.04
11	SOLUKHUMBU	43	1722	770	7	0	40.05
12	KHOTANG	90	3656	619	55	0	40.62
13	OKHALDHUNGA	72	2549	1329	18	0	35.40
14	UDAYAPUR	137	5029	1494	35	0	36.71
15	SAPTARI	110	7938	1741	132	1	72.16
16	SIRAHA	116	8774	3598	238	6	75.64
17	DOLAKHA	91	3269	1505	51	1	35.92
18	RAMECHHAP	92	4045	1426	28	0	43.97
19	SINDHULI	122	5496	1781	129	1	45.05



**SCHOOLS IN SLC EXAMINATION (DISTRICTWISE)**  
**2071 (2015 AD)**

SNO	DISTRICT	SCHOOL	APRD	PASS	DROP	WTH	DSPS
20	DHANUSHA	147	9078	3730	204	2	61.76
21	MAHOTTARI	96	7039	1621	275	0	73.32
22	SARLAHI	113	7203	2635	84	0	63.74
23	SINDHUPALCHOK	135	4582	1978	41	0	33.94
24	RASUWA	23	692	160	17	0	30.09
25	NUWAKOT	122	4696	2502	23	1	38.49
26	DHADING	142	5755	3691	45	0	40.53
27	KAVREPALANCHOK	206	7872	5267	43	0	38.21
28	BHAKTAPUR	184	5311	4666	31	0	28.86
29	KATHMANDU	897	31838	27521	443	11	35.49
30	KATHMANDU	45	747	613	16	0	16.60
32	LALITPUR	281	9038	7809	70	0	32.16
33	MAKWANPUR	119	5271	2893	56	0	44.29
34	CHITWAN	202	10004	6992	16	0	49.52
35	RAUTAHAT	86	5924	2000	270	1	68.88
36	BARA	106	6766	2181	127	1	63.83
37	PARSA	101	5432	2527	48	0	53.78
38	GORKHA	113	4608	2681	7	0	40.78
39	MANANG	5	58	43	1	0	11.60
40	LAMJUNG	90	3249	1857	53	0	36.10

**SCHOOLS IN SLC EXAMINATION (DISTRICTWISE)  
2071 (2015 AD)**

<b>SNO</b>	<b>DISTRICT</b>	<b>SCHOOL</b>	<b>APRD</b>	<b>PASS</b>	<b>DROP</b>	<b>WTH</b>	<b>DSPS</b>
41	KASKI	264	9476	6910	39	1	35.89
42	TANAHUN	148	5523	3042	10	0	37.32
43	SYANGJA	163	5891	2634	18	0	36.14
44	NAWALPARASI	199	9874	5340	64	0	49.62
45	PALPA	117	4525	1751	22	0	38.68
46	GULMI	134	4251	1982	18	0	31.72
47	ARGHAKHANCHI	81	3059	1171	8	0	37.77
48	RUPANDEHI	260	12994	7758	46	1	49.98
49	KAPILVASTU	101	5144	1635	37	1	50.93
50	MUSTANG	8	97	84	1	0	12.13
51	MYAGDI	66	2232	1451	3	1	33.82
52	BAGLUNG	130	4888	2039	26	1	37.60
53	PARBAT	87	2937	1445	14	0	33.76
54	RUKUM	78	4634	2169	154	0	59.41
55	ROLPA	65	2287	697	7	1	35.18
56	SALYAN	74	3987	829	62	0	53.88
57	PYUTHAN	67	2347	782	12	0	35.03
58	DANG	168	9055	3642	49	1	53.90
59	HUMLA	21	697	332	16	0	33.19
60	MUGU	24	1239	311	100	2	51.63

**SCHOOLS IN SLC EXAMINATION (DISTRICTWISE)  
2071 (2015 AD)**

<b>SNO</b>	<b>DISTRICT</b>	<b>SCHOOL</b>	<b>APRD</b>	<b>PASS</b>	<b>DROP</b>	<b>WTH</b>	<b>DSPS</b>
61	DOLPA	15	550	218	26	0	36.67
62	KALIKOT	54	3100	1500	115	2	57.41
63	JUMLA	38	1800	1181	75	5	47.37
64	JAJARKOT	63	3778	1744	332	3	59.97
65	DAILEKH	90	4565	938	72	0	50.72
66	SURKHET	118	5703	1572	76	1	48.33
67	BANKE	138	5771	2538	74	1	41.82
68	BARDIA	92	6869	1603	67	0	74.66
69	BAJURA	61	2543	830	46	0	41.69
70	BAJHANG	78	3379	1040	71	0	43.32
71	ACHHAM	94	3925	924	108	1	41.76
72	DOTI	80	2238	634	13	1	27.98
73	KAILALI	219	14059	5099	156	5	64.20
74	DARCHULA	67	2158	492	27	0	32.21
75	BAITADI	117	4782	1425	67	0	40.87
76	DANDEL DHURA	64	2065	486	6	0	32.27
77	KANCHANPUR	152	7636	2472	50	1	50.24
<b>TOTAL</b>		<b>9263</b>	<b>405450</b>	<b>193832</b>	<b>5087</b>	<b>60</b>	<b>43.77</b>

*NOTE: Private DEOs data is not included.*

**SCHOOLS IN SLC EXAMINATION (REGIONWISE 2071 BS/ 2015 AD)**

<b>REGION</b>	<b>SCHOOL</b>	<b>APPLICANT</b>	<b>APRD</b>	<b>DROP</b>	<b>RSPS</b>
1.EASTERN	1950	88341	87419	922	44.83
2.CENTRAL	3310	142075	140058	2017	42.31
3.WESTERN	1966	79173	78806	367	40.08
4.MID WESTERN	1105	57619	56382	1237	51.02
5.FAR WESTERN	932	43329	42785	544	45.91
<b>TOTAL</b>	<b>9263</b>	<b>410537</b>	<b>405450</b>	<b>5087</b>	<b>44.32</b>

**SUBJECTWISE NATIONAL AVERAGE ACHIEVEMENT, HIGHEST MARKS AND NO OF STUDENTS IN MARKS RANGE OF SLC EXAMINATION  
2071 BS (2015 AD)**

SBC	SUBJECT	FM	APRD	PASS	PASS%	MARKS RANGE IN %						AVG	HT
						0-15	16-31	32-44	45-59	60-79	80+		
101	COMP. ENGLISH	75	405378	286670	70.72	43749	74959	116041	54283	68327	48019	33.075	73
512	COMP. SANSKRIT LANGUAGE & LITE.	100	72	68	94.44	1	3	13	11	25	19	63.319	97
105	COMP. NEPALI	100	405437	350811	86.53	14998	39628	139107	123630	83617	4457	45.221	91
506	ELEC. ENGLISH	100	13	13	100.00	0	0	3	5	5	0	55	77
109	COMP. MATHEMATICS	100	405450	238134	58.73	100202	67114	93120	51588	52182	41244	37.905	100
111	COMP. SCIENCE	75	405342	243994	60.19	74366	86982	119563	55305	48752	20374	27.264	75
502	COMP. GRAMMAR & TRANSLATION	100	108	100	92.59	5	3	12	25	25	38	63.417	99
122	COMP. SOCIAL STUDIES	100	405450	302903	74.71	37083	65464	153089	87987	57148	4679	39.299	92
133	COMP. HEALTH, POP & ENV EDU	75	404636	370011	91.44	11581	23044	117035	115388	111133	26455	38.343	74
134	COMP. SANSKRIT LANGUAGE	100	706	599	84.84	35	72	315	188	81	15	41.762	90
135	COMP. FALIT JYOTISH	100	5	5	100.00	0	0	0	4	1	0	54.8	61
535	COMP. RITES (KARMA KANDA)	75	103	99	96.12	2	2	14	30	38	17	45.971	70
231	OPT.I ADDITIONAL MATHEMATICS	100	143269	118108	82.44	13194	11967	29733	26472	34711	27192	52.962	100
240	OPT.I HISTORY	100	2625	1978	75.35	192	455	1566	381	31	0	33.793	72
241	OPT.I GEOGRAPHY	75	10244	9437	92.12	201	606	3889	3720	1734	94	34.752	71
243	OPT.I ECONOMICS	100	217938	176795	81.12	12485	28658	82946	59578	32054	2217	41.794	96
262	OPT.I GRAMMAR (BYAKARAN)	100	197	178	90.36	4	15	54	48	59	17	52.345	95
263	OPT.I ASTRONOMY (JYOTISH)	100	48	46	95.83	0	2	15	24	7	0	46.604	69

**SUBJECTWISE NATIONAL AVERAGE ACHIEVEMENT, HIGHEST MARKS AND NO OF STUDENTS IN MARKS RANGE OF SLC EXAMINATION  
2071 BS (2015 AD)**

SBC	SUBJECT	FM	APRD	PASS	PASS%	MARKS RANGE IN %						AVG	HT
						0-15	16-31	32-44	45-59	60-79	80+		
264	OPT.I LITERATURE (SAHITYA)	100	162	151	93.21	1	10	66	42	33	10	48.284	95
265	OPT.I VED	75	2	2	100.00	0	0	2	0	0	0	32.5	33
267	OPT.I SHUKLA YAJURVED	75	94	88	93.62	2	4	8	15	26	39	50.872	73
601	OPT.I NEPALI	100	20	8	40.00	4	8	6	2	0	0	26.6	48
604	OPT.I URDU	100	7	4	57.14	3	0	1	1	2	0	33.429	66
605	OPT.I TIBETAN	100	122	122	100.00	0	0	4	41	69	8	61.885	87
606	OPT.I MAITHILI	100	534	415	77.72	39	80	213	145	55	2	39.266	89
607	OPT.I NEWARI	100	23	23	100.00	0	0	3	10	5	5	61	89
610	OPT.I ENGLISH	100	970	916	94.43	12	42	162	407	330	17	53.332	87
620	OPT.I SANSKRIT	100	255	224	87.84	10	21	101	88	32	3	43.659	89
642	OPT.I CIVICS	100	102	102	100.00	0	0	20	45	37	0	55.147	77
645	OPT.I SOCIOLOGY	100	830	810	97.59	4	16	261	367	176	6	49.129	82
646	OPT.I POPULATION EDUCATION	100	17865	17074	95.57	329	462	2664	4106	7790	2514	59.826	94
647	OPT.I ENVIRONMENT SCIENCE	100	10086	9579	94.97	213	294	1489	2150	4227	1713	60.446	95
661	OPT.I JUSTICE (NYAYA)	100	41	41	100.00	0	0	19	18	3	1	46.927	86
666	OPT.I ETHICS (NITISHASTRA)	100	8	8	100.00	0	0	1	2	3	2	63.875	80
668	OPT.I SAMVED	80	8	8	100.00	0	0	0	1	1	6	68	78
301	OPT.II OFFICE MGMT & ACCOUNT	75	158311	147888	93.42	3277	7146	29095	33258	51638	33897	44.89	74

**SUBJECTWISE NATIONAL AVERAGE ACHIEVEMENT, HIGHEST MARKS AND NO OF STUDENTS IN MARKS RANGE OF SLC EXAMINATION  
2071 BS (2015 AD)**

SBC	SUBJECT	FM	APRD	PASS	PASS%	MARKS RANGE IN %						AVG	HT
						0-15	16-31	32-44	45-59	60-79	80+		
302	OPT.II AGRICULTURE	75	4413	3858	87.42	212	343	1693	1369	755	41	33.266	68
306	OPT.II EDUCATION	75	133004	117367	88.24	4907	10730	52014	43079	21309	965	33.278	72
331	OPT.II ADDITIONAL MATHEMATICS	100	38	37	97.37	1	0	10	13	9	5	55.211	98
334	OPT.II COMPUTER SCIENCE	50	49414	47531	96.19	562	1321	5387	5849	13611	22684	35.42	50
368	OPT.II GRAMMAR (BYAKARAN)	100	90	89	98.89	0	1	8	10	27	44	75.411	99
369	OPT.II ASTRONOMY (JYOTISH)	100	18	15	83.33	1	2	3	2	4	6	60.222	96
385	OPT.II HEALTH & PHYSICAL EDUCATION	75	59703	52015	87.12	2678	5010	24807	18570	8032	606	32.358	69
700	OPT.II HOME SCIENCE	75	30	30	100.00	0	0	5	16	9	0	40.467	58
703	OPT.II INDUSTRIAL EDUCATION	75	30	30	100.00	0	0	13	14	3	0	34.967	52
705	OPT.II RITES (KARMA KANDA)	75	76	76	100.00	0	0	10	28	25	13	45.934	72
720	OPT.II FOOD SCIENCE	50	61	61	100.00	0	0	15	22	23	1	27.836	45
721	OPT.II NEEDLE WORK	50	17	17	100.00	0	0	2	3	9	3	33.647	43
740	OPT.II MUSIC	75	64	64	100.00	0	0	0	0	10	54	64.641	71
762	OPT.II JOURNALISM	75	60	30	50.00	9	21	30	0	0	0	18.533	31
780	OPT.II AYURVED	75	121	113	93.39	3	5	57	26	24	6	35.083	63

**SUBJECTWISE REGIONAL AVERAGE ACHIVEMENT, HIGHEST MARKS AND NO OF STUDENTS IN MARKS RANGE OF SLC EXAMINATION 2071/2015**  
**EASTERN REGION**

SBC	SUBJECT	FM	APRD	PASS	PASS%	MARKS RANGE IN %						AVG	HT
						0-15	16-31	32-44	45-59	60-79	80+		
101	COMP. ENGLISH	75	87414	52610	60.18	15847	18957	22664	9531	12495	7920	29.13	73
512	COMP. SANSKRIT LANGUAGE & LITE.	100	5	4	80.00	0	1	4	0	0	0	39.00	43
105	COMP. NEPALI	100	87415	70824	81.02	5553	11038	33629	24848	12050	297	41.17	90
506	ELEC. ENGLISH	100	4	4	100.00	0	0	2	1	1	0	48.50	61
109	COMP. MATHEMATICS	100	87419	45046	51.53	27121	15252	20026	10401	10009	4610	32.47	100
111	COMP. SCIENCE	75	87397	45390	51.94	22208	19799	23459	10367	8890	2674	24.11	73
502	COMP. GRAMMAR & TRANSLATION	100	22	20	90.91	1	1	3	6	8	3	55.18	90
122	COMP. SOCIAL STUDIES	100	87419	58862	67.33	11190	17367	34729	16528	7435	170	35.06	91
133	COMP. HEALTH, POP & ENV EDU	75	87124	75771	86.97	3947	7406	29971	22843	19350	3607	35.15	74
134	COMP. SANSKRIT LANGUAGE	100	273	222	81.32	21	30	113	69	35	5	41.11	90
135	COMP. FALIT JYOTISH	100	5	5	100.00	0	0	0	4	1	0	54.80	61
535	COMP. RITES (KARMA KANDA)	75	17	17	100.00	0	0	3	8	6	0	39.71	50
231	OPT.I ADDITIONAL MATHEMATICS	100	29903	23858	79.78	3401	2644	6857	5739	7090	4172	49.38	100
240	OPT.I HISTORY	100	334	210	62.87	42	82	194	7	9	0	28.80	72
241	OPT.I GEOGRAPHY	75	1358	1224	90.13	23	111	501	534	181	8	34.07	68
243	OPT.I ECONOMICS	100	51492	40791	79.22	3182	7519	20734	13483	6267	307	40.36	91
262	OPT.I GRAMMAR (BYAKARAN)	100	32	32	100.00	0	0	13	10	6	3	51.75	81
263	OPT.I ASTRONOMY (JYOTISH)	100	4	4	100.00	0	0	4	0	0	0	32.25	33
264	OPT.I LITERATURE (SAHITYA)	100	53	53	100.00	0	0	10	10	24	9	62.02	95
267	OPT.I SHUKLA YAJURVED	75	14	14	100.00	0	0	3	7	4	0	38.50	57
606	OPT.I MAITHILI	100	112	68	60.71	25	19	50	18	0	0	30.10	56



**SUBJECTWISE REGIONAL AVERAGE ACHIVEMENT, HIGHEST MARKS AND NO OF STUDENTS IN MARKS RANGE OF SLC EXAMINATION 2071/2015**  
**EASTERN REGION**

SBC	SUBJECT	FM	APRD	PASS	PASS%	MARKS RANGE IN %						AVG	HT
						0-15	16-31	32-44	45-59	60-79	80+		
610	OPT.I ENGLISH	100	117	113	96.58	1	3	53	41	19	0	47.06	77
620	OPT.I SANSKRIT	100	183	165	90.16	3	15	75	62	27	1	44.89	80
642	OPT.I CIVICS	100	40	40	100.00	0	0	12	24	4	0	49.63	62
645	OPT.I SOCIOLOGY	100	53	53	100.00	0	0	22	24	7	0	46.60	67
646	OPT.I POPULATION EDUCATION	100	2218	1858	83.77	158	202	742	535	506	75	45.47	90
647	OPT.I ENVIRONMENT SCIENCE	100	1498	1118	74.63	171	209	392	257	372	97	44.65	94
666	OPT.I ETHICS (NITISHASTRA)	100	8	8	100.00	0	0	1	2	3	2	63.88	80
301	OPT.II OFFICE MGMT & ACCOUNT	75	25797	24109	93.46	512	1176	4606	5172	8854	5477	45.15	72
302	OPT.II AGRICULTURE	75	1065	809	75.96	127	129	430	234	141	4	28.96	63
306	OPT.II EDUCATION	75	34642	30477	87.98	1314	2851	13491	11218	5596	172	33.18	70
331	OPT.II ADDITIONAL MATHEMATICS	100	7	6	85.71	1	0	1	2	1	2	54.00	84
334	OPT.II COMPUTER SCIENCE	50	7917	7600	96.00	151	166	650	778	2621	3551	35.60	50
368	OPT.II GRAMMAR (BYAKARAN)	100	22	21	95.45	0	1	2	2	10	7	66.95	97
385	OPT.II HEALTH & PHYSICAL EDUCATION	75	17912	14839	82.84	1244	1829	8044	4649	2035	111	30.27	68
705	OPT.II RITES (KARMA KANDA)	75	15	15	100.00	0	0	1	1	9	4	51.67	65
720	OPT.II FOOD SCIENCE	50	42	42	100.00	0	0	11	19	12	0	26.43	38

**SUBJECTWISE REGIONAL AVERAGE ACHIVEMENT, HIGHEST MARKS AND NO OF STUDENTS IN MARKS RANGE OF SLC EXAMINATION 2071/2015**

**CENTRE REGION**

SBC	SUBJECT	FM	APRD	PASS	PASS%	MARKS RANGE IN %						AVG	HT
						0-15	16-31	32-44	45-59	60-79	80+		
512	COMP. ENGLISH	75	140047	112670	80.45	10234	17143	38126	19376	30415	24753	37.99	73
512	COMP. SANSKRIT LANGUAGE & LITE.	100	11	11	100.00	0	0	0	0	2	9	85.27	93
105	COMP. NEPALI	100	140049	124222	88.70	5009	10818	37729	42444	41111	2938	48.74	90
506	ELEC. ENGLISH	100	9	9	100.00	0	0	1	4	4	0	57.89	77
109	COMP. MATHEMATICS	100	140058	97721	69.77	23921	18416	28759	19332	24423	25207	46.52	100
111	COMP. SCIENCE	75	140041	97269	69.46	19509	23263	35184	21373	26243	14469	32.68	75
502	COMP. GRAMMAR & TRANSLATION	100	17	17	100.00	0	0	0	2	5	10	77.00	96
122	COMP. SOCIAL STUDIES	100	140058	112446	80.29	11195	16417	42074	33967	33119	3286	44.19	90
133	COMP. HEALTH, POP & ENV EDU	75	139843	128720	92.05	3840	7283	33853	34627	46120	14120	40.75	73
134	COMP. SANSKRIT LANGUAGE	100	198	179	90.40	8	11	74	59	36	10	46.69	89
535	COMP. RITES (KARMA KANDA)	75	17	17	100.00	0	0	3	1	12	1	50.59	67
231	OPT.I ADDITIONAL MATHEMATICS	100	72296	58604	81.06	7420	6272	13257	11487	16935	16925	54.29	100
240	OPT.I HISTORY	100	318	253	79.56	10	55	203	47	3	0	35.17	61
241	OPT.I GEOGRAPHY	75	636	594	93.40	16	26	124	191	243	36	41.21	71
243	OPT.I ECONOMICS	100	51835	43326	83.58	2390	6119	17307	14633	10378	1008	44.46	94
262	OPT.I GRAMMAR (BYAKARAN)	100	85	85	100.00	0	0	16	17	39	13	62.07	95
263	OPT.I ASTRONOMY (JYOTISH)	100	37	35	94.59	0	2	11	19	5	0	46.73	69
264	OPT.I LITERATURE (SAHITYA)	100	25	25	100.00	0	0	5	15	4	1	50.84	83
265	OPT.I VED	75	2	2	100.00	0	0	2	0	0	0	32.50	33
267	OPT.I SHUKLA YAJURVED	75	10	10	100.00	0	0	0	1	2	7	62.60	73
601	OPT.I NEPALI	100	20	8	40.00	4	8	6	2	0	0	26.60	48

**SUBJECTWISE REGIONAL AVERAGE ACHIVEMENT, HIGHEST MARKS AND NO OF STUDENTS IN MARKS RANGE OF SLC EXAMINATION 2071/2015**

**CENTRE REGION**

SBC	SUBJECT	FM	APRD	PASS	PASS%	MARKS RANGE IN %						AVG	HT
						0-15	16-31	32-44	45-59	60-79	80+		
604	OPT.I URDU	100	3	3	100.00	0	0	0	1	2	0	61.33	66
605	OPT.I TIBETAN	100	91	91	100.00	0	0	3	25	55	8	63.63	87
606	OPT.I MAITHILI	100	422	347	82.23	14	61	163	127	55	2	41.70	89
607	OPT.I NEWARI	100	23	23	100.00	0	0	3	10	5	5	61.00	89
610	OPT.I ENGLISH	100	771	761	98.70	4	6	89	360	295	17	56.24	87
620	OPT.I SANSKRIT	100	46	37	80.43	6	3	18	14	3	2	39.59	89
642	OPT.I CIVICS	100	45	45	100.00	0	0	8	13	24	0	57.84	77
645	OPT.I SOCIOLOGY	100	603	591	98.01	4	8	146	290	149	6	50.96	82
646	OPT.I POPULATION EDUCATION	100	8422	8103	96.21	127	192	1091	1634	3751	1627	62.54	94
647	OPT.I ENVIRONMENT SCIENCE	100	4357	4305	98.81	22	30	471	856	1964	1014	65.28	95
661	OPT.I JUSTICE (NYAYA)	100	3	3	100.00	0	0	0	1	1	1	70.67	86
668	OPT.I SAMVED	80	8	8	100.00	0	0	0	1	1	6	68.00	78
301	OPT.II OFFICE MGMT & ACCOUNT	75	79429	74748	94.11	1584	3097	12555	14958	25701	21534	46.84	73
302	OPT.II AGRICULTURE	75	1347	1208	89.68	30	109	447	424	314	23	35.62	67
306	OPT.II EDUCATION	75	18778	16690	88.88	734	1354	7107	6241	3235	107	33.62	68
331	OPT.II ADDITIONAL MATHEMATICS	100	19	19	100.00	0	0	6	6	5	2	56.05	98
334	OPT.II COMPUTER SCIENCE	50	20527	20022	97.54	125	380	1596	1700	4442	12284	38.28	50
368	OPT.II GRAMMAR (BYAKARAN)	100	4	4	100.00	0	0	0	0	0	4	93.00	96
369	OPT.II ASTRONOMY (JYOTISH)	100	13	13	100.00	0	0	1	2	4	6	74.77	96
385	OPT.II HEALTH & PHYSICAL EDUCATION	75	19687	17251	87.63	738	1698	8282	6203	2551	215	32.42	69
700	OPT.II HOME SCIENCE	75	28	28	100.00	0	0	5	14	9	0	40.79	58

**SUBJECTWISE REGIONAL AVERAGE ACHIVEMENT, HIGHEST MARKS AND NO OF STUDENTS IN MARKS RANGE OF SLC EXAMINATION 2071/2015**

**CENTRE REGION**

SBC	SUBJECT	FM	APRD	PASS	PASS%	MARKS RANGE IN %						AVG	HT
						0-15	16-31	32-44	45-59	60-79	80+		
703	OPT.II INDUSTRIAL EDUCATION	75	30	30	100.00	0	0	13	14	3	0	34.97	52
705	OPT.II RITES (KARMA KANDA)	75	48	48	100.00	0	0	7	18	14	9	46.10	72
720	OPT.II FOOD SCIENCE	50	19	19	100.00	0	0	4	3	11	1	30.95	45
721	OPT.II NEEDLE WORK	50	17	17	100.00	0	0	2	3	9	3	33.65	43
740	OPT.II MUSIC	75	64	64	100.00	0	0	0	0	10	54	64.64	71
762	OPT.II JOURNALISM	75	1	1	100.00	0	0	1	0	0	0	31.00	31
780	OPT.II AYURVED	75	47	42	89.36	2	3	32	9	1	0	27.60	47
780	OPT.II AYURVED	75	22	13	59.09	0	9	11	1	1	0	24.41	55

**SUBJECTWISE REGIONAL AVERAGE ACHIVEMENT, HIGHEST MARKS AND NO OF STUDENTS IN MARKS RANGE OF SLC EXAMINATION 2071/2015**

**WESTERN REGION**

SBC	SUBJECT	FM	APRD	PASS	PASS%	MARKS RANGE IN %						AVG	HT
						0-15	16-31	32-44	45-59	60-79	80+		
101	COMP. ENGLISH	75	78750	64735	82.20	2709	11306	24130	13492	15712	11401	37.34	73
512	COMP. SANSKRIT LANGUAGE & LITE.	100	56	53	94.64	1	2	9	11	23	10	61.18	97
105	COMP. NEPALI	100	78806	73845	93.70	1078	3883	23058	29151	20566	1070	49.55	91
109	COMP. MATHEMATICS	100	78806	49436	62.73	16600	12770	18539	11020	10991	8886	40.18	100
111	COMP. SCIENCE	75	78739	49819	63.27	13336	15584	26533	12483	8376	2427	26.91	75
502	COMP. GRAMMAR & TRANSLATION	100	67	63	94.03	3	1	9	17	12	25	64.22	99
122	COMP. SOCIAL STUDIES	100	78806	65970	83.71	3620	9216	32527	20617	11762	1064	42.36	92
133	COMP. HEALTH, POP & ENV EDU	75	78606	75429	95.96	1116	2061	17265	25195	26500	6469	41.59	74
134	COMP. SANSKRIT LANGUAGE	100	133	104	78.20	6	23	69	30	5	0	37.02	73
535	COMP. RITES (KARMA KANDA)	75	67	64	95.52	1	2	7	21	20	16	47.25	70
231	OPT.I ADDITIONAL MATHEMATICS	100	23336	20916	89.63	973	1447	4983	5048	6444	4441	56.31	100
240	OPT.I HISTORY	100	95	43	45.26	26	26	36	6	1	0	24.74	66
241	OPT.I GEOGRAPHY	75	2539	2440	96.10	23	76	801	1130	491	18	36.81	66
243	OPT.I ECONOMICS	100	46137	38925	84.37	2375	4837	15163	13990	9091	681	44.80	95
262	OPT.I GRAMMAR (BYAKARAN)	100	41	31	75.61	3	7	6	10	14	1	46.90	84
264	OPT.I LITERATURE (SAHITYA)	100	66	55	83.33	1	10	39	11	5	0	37.86	70
267	OPT.I SHUKLA YAJURVED	75	68	63	92.65	2	3	5	6	20	32	52.31	72
605	OPT.I TIBETAN	100	31	31	100.00	0	0	1	16	14	0	56.77	73
610	OPT.I ENGLISH	100	23	22	95.65	0	1	0	6	16	0	61.74	76

**SUBJECTWISE REGIONAL AVERAGE ACHIVEMENT, HIGHEST MARKS AND NO OF STUDENTS IN MARKS RANGE OF SLC EXAMINATION 2071/2015**

**WESTERN REGION**

SBC	SUBJECT	FM	APRD	PASS	PASS%	MARKS RANGE IN %						AVG	HT
						0-15	16-31	32-44	45-59	60-79	80+		
620	OPT.I SANSKRIT	100	26	22	84.62	1	3	8	12	2	0	42.23	78
645	OPT.I SOCIOLOGY	100	65	65	100.00	0	0	9	36	20	0	53.62	71
646	OPT.I POPULATION EDUCATION	100	3878	3830	98.76	21	27	361	858	2075	536	63.18	94
647	OPT.I ENVIRONMENT SCIENCE	100	2501	2486	99.40	7	8	125	426	1386	549	67.54	93
301	OPT.II OFFICE MGMT & ACCOUNT	75	26751	25381	94.88	382	988	4558	5900	10241	4682	45.15	74
302	OPT.II AGRICULTURE	75	835	731	87.54	45	59	330	246	153	2	32.78	66
306	OPT.II EDUCATION	75	31517	28087	89.12	1078	2352	11545	10906	5458	178	33.90	68
331	OPT.II ADDITIONAL MATHEMATICS	100	12	12	100.00	0	0	3	5	3	1	54.58	80
334	OPT.II COMPUTER SCIENCE	50	13459	12918	95.98	156	385	1515	1836	4431	5136	34.23	50
368	OPT.II GRAMMAR (BYAKARAN)	100	62	62	100.00	0	0	6	7	16	33	77.77	99
369	OPT.II ASTRONOMY (JYOTISH)	100	5	2	40.00	1	2	2	0	0	0	22.40	32
385	OPT.II HEALTH & PHYSICAL EDUCATION	75	6139	5405	88.04	247	487	2570	1889	812	134	33.00	69
700	OPT.II HOME SCIENCE	75	2	2	100.00	0	0	0	2	0	0	36.00	38
705	OPT.II RITES (KARMA KANDA)	75	8	8	100.00	0	0	0	6	2	0	41.88	55
780	OPT.II AYURVED	75	16	16	100.00	0	0	3	2	6	5	48.06	63

**SUBJECTWISE REGIONAL AVERAGE ACHIVEMENT, HIGHEST MARKS AND NO OF STUDENTS IN MARKS RANGE OF SLC EXAMINATION 2071/2015**

**MID-WESTERN REGION**

SBC	SUBJECT	FM	APRD	PASS	PASS%	MARKS RANGE IN %						AVG	HT
						0-15	16-31	32-44	45-59	60-79	80+		
101	COMP. ENGLISH	75	56382	34390	60.99	7065	14927	18110	7217	6203	2860	27.72	73
105	COMP. NEPALI	100	56382	47773	84.73	1689	6920	25508	16217	5978	70	41.08	85
109	COMP. MATHEMATICS	100	56382	26467	46.94	17706	12209	14776	6112	3907	1672	29.22	100
111	COMP. SCIENCE	75	56382	31536	55.93	9467	15379	20626	7139	3371	400	23.70	72
122	COMP. SOCIAL STUDIES	100	56382	35452	62.88	7416	13514	23985	8814	2558	95	32.67	90
133	COMP. HEALTH, POP & ENV EDU	75	56319	52276	92.82	1193	2850	19365	19251	11986	1674	36.32	71
134	COMP. SANSKRIT LANGUAGE	100	63	60	95.24	0	3	39	21	0	0	39.65	51
231	OPT.I ADDITIONAL MATHEMATICS	100	10891	9489	87.13	617	785	2618	2648	3015	1208	51.77	100
240	OPT.I HISTORY	100	1814	1410	77.73	113	291	1086	306	18	0	34.75	67
241	OPT.I GEOGRAPHY	75	3454	3084	89.29	92	278	1617	1059	391	17	32.13	70
243	OPT.I ECONOMICS	100	36733	28898	78.67	2490	5345	15762	9535	3497	104	39.03	96
262	OPT.I GRAMMAR (BYAKARAN)	100	17	16	94.12	0	1	7	9	0	0	45.18	57
263	OPT.I ASTRONOMY (JYOTISH)	100	7	7	100.00	0	0	0	5	2	0	54.14	61
264	OPT.I LITERATURE (SAHITYA)	100	1	1	100.00	0	0	0	1	0	0	49.00	49
604	OPT.I URDU	100	4	1	25.00	3	0	1	0	0	0	12.50	32
610	OPT.I ENGLISH	100	59	20	33.90	7	32	20	0	0	0	24.47	36
642	OPT.I CIVICS	100	17	17	100.00	0	0	0	8	9	0	61.00	75

**SUBJECTWISE REGIONAL AVERAGE ACHIVEMENT, HIGHEST MARKS AND NO OF STUDENTS IN MARKS RANGE OF SLC EXAMINATION 2071/2015**

**MID-WESTERN REGION**

SBC	SUBJECT	FM	APRD	PASS	PASS%	MARKS RANGE IN %						AVG	HT
						0-15	16-31	32-44	45-59	60-79	80+		
645	OPT.I SOCIOLOGY	100	109	101	92.66	0	8	84	17	0	0	37.53	56
646	OPT.I POPULATION EDUCATION	100	2102	2054	97.72	15	33	343	735	833	143	56.90	93
647	OPT.I ENVIRONMENT SCIENCE	100	1136	1107	97.45	3	26	349	408	331	19	51.04	87
661	OPT.I JUSTICE (NYAYA)	100	38	38	100.00	0	0	19	17	2	0	45.05	60
301	OPT.II OFFICE MGMT & ACCOUNT	75	11345	10359	91.31	300	686	2825	2950	3259	1325	40.46	73
302	OPT.II AGRICULTURE	75	1125	1078	95.82	9	38	463	457	146	12	35.08	68
306	OPT.II EDUCATION	75	30724	27064	88.09	1121	2539	13249	9762	3992	61	32.24	66
334	OPT.II COMPUTER SCIENCE	50	4225	3911	92.57	92	222	972	820	1148	971	29.35	49
385	OPT.II HEALTH & PHYSICAL EDUCATION	75	8841	8212	92.89	168	461	3320	3166	1596	130	35.23	69
705	OPT.II RITES (KARMA KANDA)	75	5	5	100.00	0	0	2	3	0	0	33.60	41
762	OPT.II JOURNALISM	75	59	29	49.15	9	21	29	0	0	0	18.32	29
780	OPT.II AYURVED	75	58	55	94.83	1	2	22	15	17	1	37.57	60



**SUBJECTWISE REGIONAL AVERAGE ACHIVEMENT, HIGHEST MARKS AND NO OF STUDENTS IN MARKS RANGE OF SLC EXAMINATION 2071/2015**  
**FAR-WESTERN REGION**

SBC	SUBJECT	FM	APRD	PASS	PASS%	MARKS RANGE IN %						AVG	HT
						0-15	16-31	32-44	45-59	60-79	80+		
101	COMP. ENGLISH	75	42785	22265	52.04	7894	12626	13011	4667	3502	1085	24.28	72
105	COMP. NEPALI	100	42785	34147	79.81	1669	6969	19183	10970	3912	82	39.44	90
109	COMP. MATHEMATICS	100	42785	19629	45.88	14689	8467	11020	4723	2852	1034	28.03	100
111	COMP. SCIENCE	75	42783	19980	46.70	9846	12957	13761	3943	1872	404	21.34	73
502	COMP. GRAMMAR & TRANSLATION	100	2	0	0.00	1	1	0	0	0	0	11.50	18
122	COMP. SOCIAL STUDIES	100	42785	30173	70.52	3662	8950	19774	8061	2274	64	35.05	88
133	COMP. HEALTH, POP & ENV EDU	75	42744	37815	88.47	1485	3444	16581	13472	7177	585	33.68	74
134	COMP. SANSKRIT LANGUAGE	100	39	34	87.18	0	5	20	9	5	0	40.87	67
535	COMP. RITES (KARMA KANDA)	75	2	1	50.00	1	0	1	0	0	0	17.00	26
231	OPT.I ADDITIONAL MATHEMATICS	100	6843	5336	77.98	688	819	2018	1550	1227	541	45.01	99
240	OPT.I HISTORY	100	64	62	96.88	1	1	47	15	0	0	39.42	58
241	OPT.I GEOGRAPHY	75	2257	2095	92.82	47	115	846	806	428	15	35.04	67
243	OPT.I ECONOMICS	100	31741	24855	78.31	2048	4838	13980	7937	2821	117	38.61	93
262	OPT.I GRAMMAR (BYAKARAN)	100	22	14	63.64	1	7	12	2	0	0	31.32	51
264	OPT.I LITERATURE (SAHITYA)	100	17	17	100.00	0	0	12	5	0	0	42.12	57
267	OPT.I SHUKLA YAJURVED	75	2	1	50.00	0	1	0	1	0	0	30.00	39
646	OPT.I POPULATION EDUCATION	100	1245	1229	98.71	8	8	127	344	625	133	61.53	92
647	OPT.I ENVIRONMENT SCIENCE	100	594	563	94.78	10	21	152	203	174	34	52.90	90
301	OPT.II OFFICE MGMT & ACCOUNT	75	14989	13291	88.67	499	1199	4551	4278	3583	879	37.00	70
302	OPT.II AGRICULTURE	75	41	32	78.05	1	8	23	8	1	0	27.73	48
306	OPT.II EDUCATION	75	17343	15049	86.77	660	1634	6622	4952	3028	447	33.81	72
334	OPT.II COMPUTER SCIENCE	50	3286	3080	93.73	38	168	654	715	969	742	29.81	49
368	OPT.II GRAMMAR (BYAKARAN)	100	2	2	100.00	0	0	0	1	1	0	60.00	74
385	OPT.II HEALTH & PHYSICAL EDUCATION	75	7124	6308	88.55	281	535	2591	2663	1038	16	33.30	65

**DETAILS OF MERITORIOUS SCHOOLS ON THE BASIS OF THEIR PERFORMANCE**  
**(SCHOOL EVALUATION METHOD-SEM, NATIONAL)**

DISTRICT	SCODE	ST	SCHOOL	AVERAGE MARKS IN COMP. SUBJECTS						STUDENT		PASS					WTH	FLD	SEM
				ENG	NEP	MAT	SCI	SOC	HPE	TAP	TAPRD	DIS	FIR	SEC	TIR	PASS			
KATHMANDU	29296	2	THE EXCELSIOR AWASIYA MA VI , SWOY	65.1	72.5	93.2	66	76.8	55.3	84	84	77	7	0	0	84	0	0	58.75
KATHMANDU	29670	2	VALLEY VIEW ENGLISH SCHOOL NEW BA	63.1	76.2	89.3	63.7	69.7	62	70	70	64	6	0	0	70	0	0	58.71
KATHMANDU	29343	2	GYAN NIKETAN HIGHER SECONDARY SC	65.5	66.7	90.7	65.9	75.9	59.9	72	72	63	9	0	0	72	0	0	58.13
DHADING	26047	2	DHADING BOARDING HIGHER SECONDAR	62.3	69	91.4	60.4	69.9	66.1	55	55	46	9	0	0	55	0	0	57.55
KASKI	41003	2	GANDAKI HIGHER SECONDARY BOARDIN	68.3	75	85.5	66.1	71.8	60.8	118	118	97	21	0	0	118	0	0	57.33
KATHMANDU	29173	2	BRIGHT FUTURE MA VI TINTHANA NAIKA	63.3	70.4	87.6	63.8	74.8	60.8	88	88	70	18	0	0	88	0	0	56.93
LALITPUR	32058	2	NIGHTINGALE INTERNATIONAL SECOND	63.3	67.7	86.8	61.8	67.6	59.5	249	249	197	51	1	0	249	0	0	56.82
KATHMANDU	29828	2	AWARENESS INTERNATIONAL ACADEMY	62.3	71	85.6	60	65.8	60.8	55	55	43	12	0	0	55	0	0	56.73
KATHMANDU	29508	2	NOBEL ACADEMY MA VI NEW BANESHW	68.1	67.8	86	57.9	71.8	63.1	149	149	115	34	0	0	149	0	0	56.58
KATHMANDU	29774	2	LOYALTY ACADEMY, MANDIKHATAR	65.1	61.4	89.6	63.8	66.8	56.3	57	57	41	16	0	0	57	0	0	55.79
KATHMANDU	29091	2	BUDHANILKANTHA BOARDING SCHOOL	65.4	66.3	84.6	55.3	72.9	64.4	123	123	93	28	1	0	122	0	1	55.70
SINDHULI	19047	2	BHAGAWATI ENGLISH AWASIYA MA VI K	63.4	74.3	86.6	59.6	69.1	57.1	56	56	39	17	0	0	56	0	0	55.45
KASKI	41071	2	SHISHU NIKETAN HIGHER SECONDARY S	68.7	67.3	85.4	55.8	74.7	59.3	86	86	58	28	0	0	86	0	0	55.12
KAVREPALANCH	27099	2	KATHMANDU UNIVERSITY HIGH SCHOOL	65.4	58.6	89.8	61	60.7	58.7	57	57	38	19	0	0	57	0	0	55.00
BHAKTAPUR	28090	2	MODERN BOARDING HIGHER SECONDAR	60.5	71.8	87.1	64	59.4	55	69	69	46	23	0	0	69	0	0	55.00
RAUTAHAT	35050	2	SHREE MID REGIONAL POLICE BOARDING	61.5	68.1	85.1	51.5	61.6	62.4	67	66	43	23	0	0	66	0	0	54.77
KATHMANDU	29790	2	MERIDIAN INTERNATIONAL SCHOOL BAI	63.2	67.2	85	57.8	68.3	54.2	138	138	94	43	0	0	137	0	1	54.73
KATHMANDU	29210	2	ADARSHA ENGLISH MA VI MAIJUBAHAL	59.7	62.9	88.4	59.6	70.1	53.4	56	56	36	20	0	0	56	0	0	54.64
KATHMANDU	29282	2	HOLY VISION HIGHER SECONDARY SCHO	61.9	66.9	90.5	60.7	64.1	57.9	75	75	48	27	0	0	75	0	0	54.60
PARBAT	53057	2	NAMUNA SECONDARY BOARDING SCHO	59	69.3	85.1	51.4	63.1	43	51	51	32	19	0	0	51	0	0	54.41
KATHMANDU	29384	2	OCCIDENTAL PUBLIC SCHOOL ANAMNAC	62.7	69.4	84.7	57.4	68.2	57.5	127	127	79	48	0	0	127	0	0	54.33
KATHMANDU	29194	2	TRIYOG HIGHER SECONDARY SCHOOL, D	65.1	70.6	77.8	59.8	67.1	63.8	90	90	56	33	1	0	90	0	0	54.21
KATHMANDU	29737	2	KMC SCHOOL, SHANKHAMUL BANESHW	64.1	71.3	78.9	54.5	66.3	63.5	124	124	80	43	0	0	123	0	1	54.13
KATHMANDU	29110	2	LEARNING REALM INTERNATIONAL SCH	66.5	67.7	88.5	55.9	65.3	55	233	233	143	87	3	0	233	0	0	54.06
KAVREPALANCH	27008	2	NEPAL POLICE HIGHER SECONDARY BOA	64	64.8	88.7	58.8	59.6	57.6	139	139	84	54	1	0	139	0	0	53.98
KATHMANDU	29626	2	REHDON HIGHER SECONDARY SCHOOL S	60.4	68.1	80.8	62.8	69.1	60	54	54	31	23	0	0	54	0	0	53.61
KATHMANDU	29288	2	FLUORESCENT HIGHER SECONDARY SCH	64.7	70.8	90	51.7	58.5	60.2	143	143	82	61	0	0	143	0	0	53.60

**DETAILS OF MERITORIOUS SCHOOLS ON THE BASIS OF THEIR PERFORMANCE**  
(SCHOOL EVALUATION METHOD-SEM, NATIONAL)

DISTRICT	SCODE	ST	SCHOOL	AVERAGE MARKS IN COMP. SUBJECTS						STUDENT		PASS					WTH	FLD	SEM
				ENG	NEP	MAT	SCI	SOC	HPE	TAP	TAPRD	DIS	FIR	SEC	TIR	PASS			
KATHMANDU	29337	2	SHISHU NIKUNJA SECONDARY ENGLISH S	65.1	69.6	87	53.4	67	59.5	63	63	36	27	0	0	63	0	0	53.57
KATHMANDU	29197	2	SWARNIM SCHOOL, DALLU AAWAS	65.8	64.2	86.5	61.8	61.3	55.3	71	71	40	31	0	0	71	0	0	53.45
KATHMANDU	29163	2	GYANKUNJA MA VI RABIBHAWAN	63.3	59.7	84	61.4	68.7	57.1	121	121	67	54	0	0	121	0	0	53.31
KATHMANDU	29092	2	SIDDHARTHA VANASTHALI INSTITUTE BA	64.4	65.8	81.4	60.8	63.8	53.8	314	314	179	132	2	0	313	0	1	53.26
KATHMANDU	29034	2	V. S. NIKETAN HIGHER SECONDARY SCHQ	61.9	62	78.6	61.3	62.4	55.3	245	243	141	97	4	0	242	0	1	53.24
KATHMANDU	29935	2	VIDHYA SANSKAR SCHOOL, NEW BANESH	65.9	64.4	81.6	53.6	77.5	54.9	66	66	40	25	0	0	65	0	1	53.07
KATHMANDU	29159	2	MANAKAMANA HIGHER SECONDARY SCH	62.1	69	84.9	60	60.4	59.4	86	86	45	41	0	0	86	0	0	52.85
BHAKTAPUR	28033	2	SOS HERMANN GMEINER HIGHER SECON	63.6	69.5	83.9	58.3	68.2	54.6	77	77	47	26	3	0	76	0	1	52.84
KATHMANDU	29325	2	EAST-POLE HIGHER SECONDARY SCHOOL	63.2	69.2	76.9	60	68.8	50.1	110	110	58	51	1	0	110	0	0	52.81
LALITPUR	32057	2	GEMS (GRADED ENGLISH MEDIUM SCHQ	62.8	70.1	80.8	54.3	72	50.9	339	339	176	163	0	0	339	0	0	52.79
LALITPUR	32020	2	ADARSHA VIDYA MANDIR MA VI MANBH	61.5	65	78.4	59	66.3	61.9	222	222	115	106	0	0	221	0	1	52.47
KATHMANDU	29496	2	INNOVATIVE ENGLISH SCHOOL, SHANKH	63.3	63.8	77.4	56.9	69.8	57	71	71	41	27	2	0	70	0	1	52.39
KATHMANDU	29030	2	BABA BOARDING MA VI CHABHIL	62.4	61	79.6	60.4	63.2	55.4	61	61	30	31	0	0	61	0	0	52.38
LALITPUR	32109	2	RATO BANGALA SCHOOL PATANDHOKA	63.2	65.5	79.3	54.7	69.7	58.8	60	60	30	29	1	0	60	0	0	52.31
BHAKTAPUR	28104	2	MARIGOLD ENGLISH BOARDING SCHOOL	65.6	65.9	85.7	60.2	67	57.6	56	56	27	29	0	0	56	0	0	52.23
RUPANDEHI	48055	2	SIDDHARTHA ENGLISH BOARDING SCHQ	63.8	68.4	79.9	51.3	61.8	55.5	125	125	65	58	1	0	124	0	1	52.17
KATHMANDU	29151	2	ARUNIMA HIGHER SECONDARY SCHOOL,	61.5	61.6	85.1	58.7	62	52.5	196	196	100	92	3	0	195	0	1	52.14
LALITPUR	32022	2	ST. MARY'S MA VI JAWALAKHEL	62	67.4	81.2	56.6	71.6	63.5	183	183	96	85	0	0	181	0	2	52.13
KATHMANDU	30039	2	SOUTHWESTERN SCHOOL, GONGABU-7	62.7	68.6	81.6	60.5	65	54.2	81	81	43	37	0	0	80	0	1	52.13
BHAKTAPUR	28040	2	SAINIK AWASIYA MAHAVIDHYALAYA, SA	65.1	64.7	80.7	59.2	62	58	291	291	137	152	2	0	291	0	0	51.98
KATHMANDU	29758	2	GREENFIELD NATIONAL SCHOOL, SITAPA	62	57.8	82.8	60.2	62.1	57.2	52	52	24	28	0	0	52	0	0	51.92
KASKI	41052	2	SOS HERMANN GMEINER HIGHER SECON	63.3	62.1	77	59.5	71.6	55.1	91	90	47	40	2	0	89	0	1	51.83
KATHMANDU	29655	2	AAKASH DEEP ENGLISH SECONDARY SCH	64.6	61.4	79.1	50.2	74.9	56.5	66	66	31	33	2	0	66	0	0	51.70
BHAKTAPUR	28091	2	GLAD STONE ACADEMY THIMI	62.4	65.2	79.3	52.5	68.6	56.1	72	72	32	40	0	0	72	0	0	51.67
KATHMANDU	29358	2	CHANDIKASWORI ENGLISH AWASIYA MA	60.1	65.5	73.9	49	78	60.7	59	59	26	33	0	0	59	0	0	51.61
KATHMANDU	29312	2	MOUNT EVEREST SECONDARY SCHOOL D	60.3	65.1	79.6	57.4	67.3	55.3	53	53	24	28	1	0	53	0	0	51.58
KATHMANDU	29511	2	KANJIROWA NATIONAL SCHOOL, KOTESH	59.6	65.7	80.9	49.2	73.5	59.7	55	55	24	31	0	0	55	0	0	51.55

**DETAILS OF MERITORIOUS SCHOOLS ON THE BASIS OF THEIR PERFORMANCE**  
**(SCHOOL EVALUATION METHOD-SEM, NATIONAL)**

DISTRICT	SCODE	ST	SCHOOL	AVERAGE MARKS IN COMP. SUBJECTS						STUDENT		PASS					WTH	FLD	SEM
				ENG	NEP	MAT	SCI	SOC	HPE	TAP	TAPRD	DIS	FIR	SEC	TIR	PASS			
KATHMANDU	29531	2	ROSE BUD SCHOOL BUDDHA NAGAR	59.5	68.5	76.8	47.9	75.7	57.8	97	97	43	53	1	0	97	0	0	51.53
KATHMANDU	29014	2	N.K. SINGH MEMORIAL ENGLISH PREPARA	64.6	65.2	73.7	53.1	63.8	49	104	103	45	57	1	0	103	0	0	51.44
KATHMANDU	29822	2	NEXUS INTERNATIONAL ACADEMY SINAI	61.3	71.8	74.5	53.2	68.2	59	56	56	24	32	0	0	56	0	0	51.43
BHAKTAPUR	28099	2	BRIGHT STAR ENGLISH SCHOOL RAM MA	59.7	66.5	78.7	53.4	64.6	48.9	56	56	25	29	2	0	56	0	0	51.29
KASKI	41095	2	GLOBAL COLLEGIATE HIGHER SECONDAR	67	60.9	84.4	48	75.6	58.6	74	74	31	43	0	0	74	0	0	51.28
KATHMANDU	29113	2	GALAXY PUBLIC MA VI GYANESWAR	61.8	66.2	81	58.8	61.5	54.8	187	187	109	71	0	0	180	0	7	51.22
SIRAHA	16049	2	LITTLE STAR ENGLISH SCHOOL LAHAN	62.6	58.3	78.3	60.2	56.7	57	100	100	41	59	0	0	100	0	0	51.15
CHITWAN	34113	2	LITTLE FLOWER SCHOOL NARAYANGARH	57	61.9	84.4	54.2	55.7	58.2	76	76	31	45	0	0	76	0	0	51.12
DHANUSHA	20047	2	SIDDHARTHA SHISHUSADAN BOARDING	57.5	58.8	86	51.5	60.5	54.6	131	130	57	71	1	0	129	0	1	50.97
KATHMANDU	29910	2	PATHSALA NEPAL FOUNDATION, NEW BA	63.7	68	77.6	51.5	61.9	61.8	59	58	23	35	0	0	58	0	0	50.95
SUNSARI	10097	2	BISHNU MEMORIAL BOARDING SCHOOL I	61.8	58.2	84.7	50.6	65.9	56.6	101	101	40	61	0	0	101	0	0	50.94
KATHMANDU	29813	2	NEPAL POLICE SCHOOL SAMAKHUSHI	57.9	62.8	83.6	61.4	52.6	59	52	52	21	30	1	0	52	0	0	50.84
BHAKTAPUR	28043	2	EVEREST ENGLISH SCHOOL BHAKTAPUR	63.6	68.3	72.8	55	70.3	55.3	115	114	48	65	0	0	113	0	1	50.72
BHAKTAPUR	28086	2	VINAYAK SHIKSHA NIKETAN ENGLISH SC	62.5	62.6	80	55.5	71.8	59.1	82	82	37	42	2	0	81	0	1	50.67
KATHMANDU	29115	2	PUSHPA SADAN BOARDING HIGH SCHOOL	60.8	65	73.9	52.5	60.7	63.8	112	112	42	70	0	0	112	0	0	50.63
MORANG	9139	2	SUMAN BIWEK JIWAN MUNA RANJITA ME	60.4	64.5	78.2	56	57.1	57.7	62	62	23	39	0	0	62	0	0	50.56
KATHMANDU	29470	2	HIM RASHMI HIGH SCHOOL MANAMAIJU	57.3	63.3	81.8	53	59.5	59.8	68	68	25	43	0	0	68	0	0	50.51
RUPANDEHI	48079	2	PRABHAT ENGLISH BOARDING HIGHER S	57.7	56	81.2	56.5	60.8	55.3	86	86	39	42	4	0	85	0	1	50.49
KATHMANDU	29344	2	KULESHWOR AWASH SCHOOL KULESHW	57.6	59.2	72.5	49.6	69.1	53.8	54	53	20	32	1	0	53	0	0	50.45
KATHMANDU	29180	2	THE NEW SUMMIT ENGLISH BOARDING S	60.4	67.6	78.3	58.5	60.9	51.2	86	86	37	46	2	0	85	0	1	50.41
KASKI	41090	2	KUMUDINI HOMES GAIRAPATAN	60	69.7	81.3	48.5	60.3	54.6	82	82	31	49	2	0	82	0	0	50.40
KASKI	41121	2	MOTHERLAND HIGHER SECONDARY SCH	64	66.7	70.1	54.9	56.5	65	157	157	63	90	3	0	156	0	1	50.37
KATHMANDU	29734	2	DAFFODIL BOARDING SCHOOL,SARASWA	60.8	63	75.2	50.5	59.8	58	63	63	24	37	2	0	63	0	0	50.36
LALITPUR	32206	2	UNITED SCHOOL SATDOBATO	59.1	68.5	67.6	50.5	65.6	58.1	110	110	39	71	0	0	110	0	0	50.32
KATHMANDU	29564	2	BIJESHWORI GYAN MANDIR SAINIK MAH	65.5	65.3	73.8	62.8	67.6	49.4	68	68	24	44	0	0	68	0	0	50.29
MORANG	9075	2	NAMUNA VIDYA MANDIR AWASIYA MA	61	62.6	72	51.9	61.2	54.6	88	88	31	57	0	0	88	0	0	50.28
KATHMANDU	29731	2	PROGRESSIVE ENGLISH PREPARATORY S	58.7	61.1	71.6	57.1	65.8	54.6	57	57	20	37	0	0	57	0	0	50.26

**DETAILS OF MERITORIOUS SCHOOLS ON THE BASIS OF THEIR PERFORMANCE**  
(SCHOOL EVALUATION METHOD-SEM, NATIONAL)

DISTRICT	SCODE	ST	SCHOOL	AVERAGE MARKS IN COMP. SUBJECTS						STUDENT		PASS					WTH	FLD	SEM
				ENG	NEP	MAT	SCI	SOC	HPE	TAP	TAPRD	DIS	FIR	SEC	TIR	PASS			
CHITWAN	34059	2	SUNRISE ENGLISH SCHOOL BHARATPUR	56.3	64.8	80.1	53.9	54.8	57.2	174	174	61	112	1	0	174	0	0	50.19
KATHMANDU	29077	2	WHITEFIELD HIGHER SECONDARY SCHOOL	62.6	60.8	80.6	46.1	67	64.1	74	74	30	43	0	0	73	0	1	50.17
KATHMANDU	29320	2	GREENLAND INTERNATIONAL BOARDING SCHOOL	62.1	68.6	76.9	51.5	56.9	48.1	74	73	28	41	4	0	73	0	0	50.14
KATHMANDU	29523	2	VINAYAK SHANTI NIKETAN SECONDARY SCHOOL	60.2	68.7	84.7	53.9	53	54	59	59	20	39	0	0	59	0	0	50.08
KATHMANDU	29202	2	WEST POINT HIGH SCHOOL THANKOT	58.6	61.7	80.3	57	62.7	50.9	115	115	40	73	2	0	115	0	0	50.02
KATHMANDU	29088	2	LABORATORY MA VI KIRTIPUR	62	62.9	74.3	52.4	59.2	63	60	60	20	40	0	0	60	0	0	50.00
BHAKTAPUR	28041	2	VIDHYA VIKASH AWASIYA MA VI JAGATI	59.7	67.3	78.3	54.2	71.7	51.9	54	54	18	36	0	0	54	0	0	50.00
KASKI	41130	2	SRIJANA HIGHER SECONDARY SCHOOL, S	66.3	65.1	78.2	50.4	65.6	55.8	66	66	28	35	2	0	65	0	1	50.00
MORANG	9169	2	SIDDHARTHA ENGLISH BOARDING SCHOOL	57.1	63.8	78.2	46.6	58	47.4	63	63	22	39	2	0	63	0	0	49.88
RUPANDEHI	48093	2	NAVA PRABHAT ENGLISH SCHOOL SALJH	60.1	58.1	83.8	38.8	75	56.9	78	78	26	51	1	0	78	0	0	49.86
KATHMANDU	29574	2	MANASALU PUBLIC HIGH SCHOOL NAYAL	54.4	64.5	86	55.6	57	56	69	69	23	45	1	0	69	0	0	49.84
MYAGDI	51037	2	NEW WEST POINT AWASIYA HIGHER SEC	62.7	69.4	76.4	46.8	61.8	53.8	98	98	32	65	1	0	98	0	0	49.78
SIRAHA	16097	2	TIMES SCHOOL RAMNAGAR	59.6	65.4	76.3	59.5	58.9	58.9	64	64	21	42	1	0	64	0	0	49.75
LALITPUR	32021	2	ST. XAVIER'S MA VI JAWALAKHEL	61.3	62.4	80.9	56	62.1	62.6	227	227	82	141	2	0	225	0	2	49.72
KATHMANDU	29105	2	BRIHASPATI VIDHYASADAN MA VI NAXA	58.6	64.2	80.5	53.8	67	58.4	116	116	44	67	4	0	115	0	1	49.72
KATHMANDU	29271	2	PARAGON PUBLIC MA VI BATTISPUTALI	61.6	68.2	75.7	48.5	70.7	55.5	164	164	82	71	5	0	158	0	6	49.69
LALITPUR	32092	2	SHUVATARA SCHOOL SANEPA	58.4	63.7	76.6	47.9	59.3	55.8	114	114	39	70	5	0	114	0	0	49.64
KAVREPALANCHOK	27048	2	KABHRE HIGHER SECONDARY SCHOOL, B	63.6	72.8	81.6	54	53.1	58.7	82	82	34	46	0	0	80	0	2	49.57
DANG	58034	2	TULASI AWASIYA MA VI TULASIPUR	65	64.1	85.5	48.8	57.4	60.7	174	173	52	121	0	0	173	0	0	49.51
LALITPUR	32047	2	LITTLE ANGELS MA VI HATTIBAN	60.9	58.5	71.3	52.3	66	59.6	527	527	181	321	23	0	525	0	2	49.40
KATHMANDU	29640	2	ASIAN PUBLIC SCHOOL ANAMNAGAR	58.9	67.7	77.3	55.3	63.2	49.8	76	76	35	34	5	0	74	0	2	49.39
RUPANDEHI	48072	2	EVEREST ENGLISH BOARDING HIGHER SE	64	71	76.3	42.5	53.4	60.1	164	164	56	102	5	0	163	0	1	49.37
BHAKTAPUR	28045	2	GENUINE SECONDARY SCHOOL METHIBA	61.4	66.6	70.9	51.4	63.7	56.1	67	67	21	44	2	0	67	0	0	49.37
MORANG	9077	2	BAL KALYAN VIDHYA MANDIR MA VI BIR	62.5	66.5	76.3	49.8	54.8	57.2	165	165	54	108	2	0	164	0	1	49.36
KATHMANDU	29114	2	MAHA MANJUSHREE MA VI SWOYAMBHU	64.3	63	83.2	56	69.4	57	53	53	24	27	0	0	51	0	2	49.25
KATHMANDU	29552	2	GREENWICH ACADEMY KOTESHWOR	59.8	66.1	76.5	50.7	65.7	56.8	57	57	16	41	0	0	57	0	0	49.21
JHAPA	4081	2	SURYODAYA ENGLISH SCHOOL DAMAK-I	63.6	56.6	71.4	54.3	59.2	53.8	82	81	23	57	1	0	81	0	0	49.12

**DETAILS OF MERITORIOUS SCHOOLS ON THE BASIS OF THEIR PERFORMANCE**  
**(SCHOOL EVALUATION METHOD-SEM, NATIONAL)**

DISTRICT	SCODE	ST	SCHOOL	AVERAGE MARKS IN COMP. SUBJECTS						STUDENT		PASS					WTH	FLD	SEM
				ENG	NEP	MAT	SCI	SOC	HPE	TAP	TAPRD	DIS	FIR	SEC	TIR	PASS			
ILAM	3062	2	GREEN VALLEY ACADEMY MA VI ILAM	63.4	67.5	74.6	49.3	65.9	53.3	62	62	17	45	0	0	62	0	0	49.11
DHANUSHA	20054	2	NEW ENGLISH BOARDING SCHOOL JANAKI	57.6	60.5	78.3	55.5	65	49.9	97	95	37	53	3	0	93	0	2	49.07
MORANG	9124	2	EVEREST ENGLISH BOARDING SCHOOL B	57.8	68.6	72.1	54.6	58.7	48	107	107	29	78	0	0	107	0	0	49.07
KASKI	41154	2	KASKI MODERNIZED ACADEMY POKHARA	63	70.6	71.3	47.4	62.6	60.3	113	113	35	77	0	0	112	0	1	49.05
KATHMANDU	29513	2	SHANGRILA PUBLIC SCHOOL JORPATI	56.3	58.8	69.2	53.4	66.5	48.1	81	80	23	55	2	0	80	0	0	49.03
CHITWAN	34088	2	VALMIKI SHIKSHA SADAN BAIDIKNAGAR	55.9	60.7	81.3	53.6	53.8	53.6	126	126	41	75	10	0	126	0	0	48.99
KATHMANDU	29845	2	NATIONAL UNITED SCHOOL HATTIGAUN	63.3	67.6	80	55.4	57.9	50	53	53	14	39	0	0	53	0	0	48.96
KATHMANDU	29800	2	COSMIC INTERNATIONAL ACADEMY KOT	60.1	64.3	71.3	48.2	60.5	54.1	53	53	14	39	0	0	53	0	0	48.96
LALITPUR	32032	2	LALITPUR SECONDARY BOARDING SCHOL	56.6	66.1	69.9	57.4	62.8	52.7	78	78	28	45	4	0	77	0	1	48.94
KASKI	41140	2	KARUNANIDHI EDUCATION FOUNDATION	60.5	56.8	79.8	51.9	62.3	51.8	66	65	17	48	0	0	65	0	0	48.92
RUPANDEHI	48058	2	OXFORD HIGHER SECONDARY SCHOOL, B	60.3	56.6	73.4	48.8	61	54.2	86	86	23	62	1	0	86	0	0	48.88
DANG	58064	2	JANAJYOTI VIDYAMANDIR TRIBHUWAN	59.3	62.3	70.5	39.4	56.3	51.6	73	72	20	50	2	0	72	0	0	48.85
RUPANDEHI	48150	2	SUNGABHA PUBLIC SCHOOL PARROHA M	59.3	54	74.2	60	61.7	54	61	61	17	42	2	0	61	0	0	48.81
KATHMANDU	29369	2	RELIANCE INTERNATIONAL ACADEMY K	56.8	57.5	79.9	56	64.2	49.9	114	114	34	78	1	0	113	0	1	48.78
LALITPUR	32063	2	BALDEEKSHA SADAN MA VI SAUGAL	60.4	65.7	73.8	49.4	67.2	50.5	82	82	22	58	2	0	82	0	0	48.75
JHAPA	4016	2	SIDDHARTHA BOARDING MA VI DAMAK	62.6	65.5	74.4	37.4	55.2	57.3	118	118	30	87	1	0	118	0	0	48.72
MAKWANPUR	33069	2	BAL JAGRITI ENGLISH SCHOOL, SIDDART	55	64.9	78.4	49.1	57.2	54.9	71	71	19	50	2	0	71	0	0	48.70
KATHMANDU	29537	2	GREEN KANTIPUR PUBLIC SCHOOL SWOY	56.9	55.3	68.9	52.5	67.5	52.8	51	51	14	35	2	0	51	0	0	48.68
KATHMANDU	29230	2	HILL TOWN INTERNATIONAL SCHOOL KIR	57.9	64.7	76.4	60.5	60.7	50.8	54	54	13	41	0	0	54	0	0	48.61
SARLAHI	22073	2	MOONLIGHT ENGLISH SCHOOL BARAHAT	55.8	58.2	73.4	50.1	66.7	49.5	54	54	13	41	0	0	54	0	0	48.61
SARLAHI	22061	2	KALPAVRIKSHA SECONDARY SCHOOL BA	57.8	57.5	73.5	45.3	60.1	58.4	79	79	25	46	8	0	79	0	0	48.61
KASKI	41100	2	STEP BY STEP HIGHER SECONDARY SCHOL	62.5	63.8	74.2	48.7	63.6	59	69	69	17	50	2	0	69	0	0	48.37
KANCHANPUR	77039	2	INTERNATIONAL PUBLIC SCHOOL MAHEN	59.4	67.5	79.3	47.4	69.8	51.7	77	76	17	59	0	0	76	0	0	48.36
KATHMANDU	29260	2	DAFFODIL PUBLIC MA VI BATTISPUTALI	62.3	66.2	75.7	45.6	60.9	55.6	75	75	27	44	2	0	73	0	2	48.30
JHAPA	4165	2	BALMIKI EDUCATION FOUNDATION CHAI	59.7	58.5	74.7	54.9	62.5	58.2	112	112	30	79	2	0	111	0	1	48.21
SIRAHA	16121	2	SHARADA NAMUNA ACADEMY PVT.LTD.I	48	53.1	71.2	51	57	54.2	64	60	18	40	1	0	59	0	1	48.19
KASKI	41231	2	SAINIK AWASIYA MAHAVIDYALAYA, POH	60.8	60.1	68.7	50.1	64.2	52.7	112	112	26	83	3	0	112	0	0	48.18

**DETAILS OF MERITORIOUS SCHOOLS ON THE BASIS OF THEIR PERFORMANCE**  
(SCHOOL EVALUATION METHOD-SEM, NATIONAL)

DISTRICT	SCODE	ST	SCHOOL	AVERAGE MARKS IN COMP. SUBJECTS						STUDENT		PASS					WTH	FLD	SEM
				ENG	NEP	MAT	SCI	SOC	HPE	TAP	TAPRD	DIS	FIR	SEC	TIR	PASS			
TANAHUN	42046	2	VYASDIBYA JYOTI BOARDING MA VI DAN	63.9	62.1	67.3	49.5	70.4	56.4	53	53	11	42	0	0	53	0	0	48.11
MAKWANPUR	33059	2	GYANDEEP SHIKSHA (G.S.) NIKETAN MA	54.5	65.1	73.3	55	62.9	52.8	87	87	24	54	9	0	87	0	0	47.97
KASKI	41135	2	SARASWATI ADARSHA VIDYASHRAM LA	62.8	60.3	76.1	45.7	58.3	53.2	57	57	11	46	0	0	57	0	0	47.89
RUPANDEHI	48018	2	DEEP BOARDING HIGH SCHOOL, BUTWAL	55.8	65.4	73.9	45.1	59.4	60.4	149	149	43	102	1	0	146	0	3	47.89
SARLAHI	22051	2	SUNRISE SECONDARY ENGLISH BOARDIN	58.1	59	80.7	53.6	50.7	48.9	64	64	13	50	1	0	64	0	0	47.87
KASKI	41146	2	NEPAL ADARSHA AWASIYA VIDHYALAY	58.9	59.6	78.3	46.2	57.1	57.2	70	69	13	56	0	0	69	0	0	47.83
MORANG	9149	2	BRIGHT FUTURE HIGHER SECONDARY SC	59.7	55.5	66.1	49.8	54.9	50.7	67	67	20	37	10	0	67	0	0	47.80
KATHMANDU	29482	2	JOSEPH HIGH SCHOOL, KAPAN-3, MILAN	59.5	61.2	65.7	50	70.9	61.7	145	145	53	82	5	0	140	0	5	47.77
KATHMANDU	29020	2	BAGMATI BOARDING HIGHER SECONDAR	59	67.8	71	47.8	72.1	54.4	105	104	40	56	4	0	100	0	4	47.74
KASKI	41105	2	PRAGATI ENGLISH BOARDING SCHOOL B	62.8	60.6	75.1	42.5	54.7	54.6	61	61	11	50	0	0	61	0	0	47.70
LALITPUR	32233	2	NEPAL DON BOSCO SCHOOL SIDDHIPUR	55.2	62.7	74	52.1	60.8	54.6	60	60	13	44	3	0	60	0	0	47.69
BHAKTAPUR	28164	2	SAMATA SECONDARY SCHOOL KAMALBI	57.7	65	68.9	51.9	60.3	52.6	73	73	13	60	0	0	73	0	0	47.67
BANKE	67033	2	BRIGHTLAND HIGH SCHOOL SURKHET RO	63.7	59.5	74.9	49.3	59.6	55.9	68	68	15	49	4	0	68	0	0	47.65
KAVREPALANCH	27104	2	MALPI INTERNATIONAL HIGHER SECOND	64.2	58.3	68.7	58	60.5	45	62	62	13	46	3	0	62	0	0	47.60
BHAKTAPUR	28058	2	NAULO JYOTI ENGLISH SCHOOL THIMI	59.4	58.7	71.2	54.7	67	52.5	59	59	16	40	2	0	58	0	1	47.54
CHITWAN	34086	2	VIDDYA BIKASH ENGLISH BOARDING SCH	54.9	61.4	76.5	44.3	59.8	56.8	66	66	23	37	4	0	64	0	2	47.50
GORKHA	38053	2	THE OLD CAPITAL HIGHER SECONDARY S	57	68	80	40.5	59.4	57.4	94	94	22	68	3	0	93	0	1	47.43
LALITPUR	32116	2	D A V SUSHIL KEDIA VISHWA BHARATI JA	56.9	68.4	71.4	50.7	69.8	53.8	143	143	50	82	6	0	138	0	5	47.41
BANKE	67073	2	ZENITH ENGLISH BOARDING SCHOOL BA	59.6	64	72.1	41.4	46.6	61.4	56	56	9	47	0	0	56	0	0	47.41
SIRAHA	16054	2	APOLLO OM ENGLISH AWASIYA MA VI LA	55.1	57.7	52.9	47.2	63.3	49.7	73	72	13	57	2	0	72	0	0	47.40
DANG	58072	2	GORKHA HIGHER SECONDARY SCHOOL, T	60	62.1	77.2	50.9	56.8	49	58	58	10	47	1	0	58	0	0	47.39
KATHMANDU	29688	2	SAMATA SHIKSHYA NIKETAN S SCHOOL	53.2	59.5	78.5	49.7	63.2	54.7	306	303	52	249	1	0	302	0	0	47.39
MORANG	9137	2	MOUNT MAKALU RESIDENTIAL HIGHER S	61	59.8	65.2	40.1	62.2	54.2	51	51	11	36	4	0	51	0	0	47.35
KATHMANDU	29440	2	MOUNT GLORY ENGLISH BOARDING HIGH	56	65.3	68.1	43	69.6	53.6	67	67	18	44	4	0	66	0	1	47.35
DANG	58039	2	DEEPSHIKHA MA VI TRIBHUVANNAGAR C	61.8	63.9	67.8	47.2	56.2	59.9	77	77	18	56	2	0	76	0	1	47.34
LALITPUR	32086	2	IDEAL MODEL SCHOOL JAWALAKHEL	59.5	62.5	66.7	51.6	61	52.2	111	111	30	74	5	0	109	0	2	47.33
KATHMANDU	29329	2	SARASWATI HIGHER SECONDARY SCHOO	51.8	67.9	70.3	58	59.7	54	70	70	16	52	1	0	69	0	1	47.30

**DETAILS OF MERITORIOUS SCHOOLS ON THE BASIS OF THEIR PERFORMANCE**  
(SCHOOL EVALUATION METHOD-SEM, NATIONAL)

DISTRICT	SCODE	ST	SCHOOL	AVERAGE MARKS IN COMP. SUBJECTS						STUDENT		PASS					WTH	FLD	SEM
				ENG	NEP	MAT	SCI	SOC	HPE	TAP	TAPRD	DIS	FIR	SEC	TIR	PASS			
SINDHULI	19048	2	SIDDHASTHALI ENGLISH AWASIYA MA VI	57.6	71.2	74.7	43.9	57.2	58.1	101	101	20	80	0	0	100	0	1	47.30
MAKWANPUR	33056	2	HETAUDA ACADEMY HETAUDA MAKAWA	56	63.2	76.6	48.6	56.5	50.5	67	67	13	50	4	0	67	0	0	47.24
KAVREPALANCHOK	27078	2	GOLDEN FUTURE HIGHER SECONDARY S	56.1	69.5	77.4	46.7	54.2	49.7	61	61	20	36	3	0	59	0	2	47.15
TANAHUN	42073	2	BRIGHT FUTURE ENGLISH SCHOOL BELCH	59.5	69.7	88.1	38.1	46.8	54.9	67	67	14	52	0	0	66	0	1	47.13
CHITWAN	34066	2	SKYRIDER SECONDARY ENGLISH BOARD	57.7	62.7	69.6	52.5	58.3	59	178	178	49	107	20	0	176	0	2	47.11
SUNSARI	10178	2	SAINIK AWASIYA MAHAVIDYALAYA, DH	62.4	62.3	63.6	53.7	61.6	52.5	89	89	13	75	1	0	89	0	0	47.06
KATHMANDU	29206	2	KATHMANDU INTERNATIONAL SCHOOL M	56.6	61.7	68.8	49.3	62.5	55.8	61	60	15	41	3	0	59	0	1	47.06
KATHMANDU	29117	2	HOLY GARDEN BOARDING HIGH SCHOOL	59.8	57.3	73.4	43.9	62.4	47.2	65	64	11	50	3	0	64	0	0	47.05
KATHMANDU	29434	2	EVERGREEN ENGLISH SCHOOL SANKHU	58.1	62.9	78.4	49.2	60.4	50.9	55	55	15	35	4	0	54	0	1	47.05
KAVREPALANCHOK	27088	2	VIDHYA SAGAR ENGLISH MA VI BHOLAK	54.7	69.4	75.6	51.3	56.7	43.9	100	100	26	67	5	0	98	0	2	46.99
MORANG	9103	2	SAGARMATHA SECONDARY BOARDING S	62.6	59.2	68.9	51.7	54.6	56.5	186	186	38	140	6	0	184	0	2	46.98
KATHMANDU	29266	2	NEW ARUNODAYA ENGLISH SCHOOL BIJE	62.1	58.6	73.4	56.3	70.8	50.4	70	70	18	50	0	0	68	0	2	46.93
RUPANDEHI	48154	2	TINAU ENGLISH BOARDING SCHOOL DEV	62.6	63.9	64.9	42.5	58.5	65.7	59	59	16	41	0	0	57	0	2	46.78
CHITWAN	34065	2	PRERANA ENGLISH BOARDING SCHOOL B	56.6	60	78.5	48.4	54.1	54.7	75	75	22	45	6	0	73	0	2	46.70
KAILALI	73084	2	UNITED ACADEMY TIKAPUR	52.7	58.7	70.6	43.4	51.3	52.2	52	52	14	27	11	0	52	0	0	46.66
SARLAHI	22039	2	EVEREST SECONDARY ACADEMY JABDI-	62.8	58.8	81.3	58.5	53.3	45.8	59	59	8	49	2	0	59	0	0	46.65
JHAPA	4194	2	ADARSHA SHISHU ENGLISH SCHOOL CHA	57.5	52.9	70.8	52.3	53.7	53	53	53	14	33	5	0	52	0	1	46.63
PARSA	37022	2	GAUTAM ENGLISH MA VI BIRGUNJ	54.6	56.3	75.6	48.9	58.8	54.1	170	169	34	124	9	0	167	0	2	46.62
KATHMANDU	29350	2	ETERNAL LIGHT HIGHER SECONDARY SC	59.3	59.7	76.8	39.9	66.1	57.8	58	58	19	32	5	0	56	0	2	46.62
RUPANDEHI	48139	2	BUTWAL PUBLIC SCHOOL SHANKAR NAG	61.6	65.9	69.9	45.9	57.3	50.3	79	79	19	56	2	0	77	0	2	46.61
SUNSARI	10106	2	NAWAYUG ACADEMY INARUWA-9 SUNS	61.7	56.2	71.1	43.7	55.1	50.7	63	63	12	44	7	0	63	0	0	46.61
BANKE	67048	2	GORKHA UNITED PUBLIC SCHOOL RAJHE	60.4	60.3	71.5	42.7	49.5	61.4	89	89	11	76	2	0	89	0	0	46.60
UDAYAPUR	14048	2	UDAYAPUR ENGLISH SCHOOL TRI NA PA-	58.3	63.9	68.4	46.6	54.4	53.7	68	68	12	49	7	0	68	0	0	46.49
SIRAHA	16057	2	SRIJANA SECONDARY ENGLISH BOARDIN	57.3	58.1	70.8	54.7	64.2	51.6	61	61	12	46	2	0	60	0	1	46.48
CHITWAN	34128	2	AROMA ENGLISH SCHOOL BHARATPUR	57.3	60.4	72.4	55.6	51	57.6	63	63	24	30	6	0	60	0	3	46.43
CHITWAN	34081	2	SIDDHARTHA ENGLISH SECONDARY BOA	51.7	64.1	78.3	50.1	51.1	55.5	69	69	8	59	2	0	69	0	0	46.41
NAWALPARASI	44047	2	SIDDHARTHA AWASIYA MA VI KAWASOT	59.4	62.6	76.6	48.8	58.6	55.5	96	96	24	67	2	0	93	0	3	46.41



**DETAILS OF MERITORIOUS SCHOOLS ON THE BASIS OF THEIR PERFORMANCE**  
**(SCHOOL EVALUATION METHOD-SEM, NATIONAL)**

DISTRICT	SCODE	ST	SCHOOL	AVERAGE MARKS IN COMP. SUBJECTS						STUDENT		PASS					WTH	FLD	SEM
				ENG	NEP	MAT	SCI	SOC	HPE	TAP	TAPRD	DIS	FIR	SEC	TIR	PASS			
SIRAHA	16055	2	MOUNT EVEREST SECONDARY BOARDING	60.2	53	75.1	54.2	48.3	53.4	67	67	8	56	3	0	67	0	0	46.29
KASKI	41064	2	ST. MARY'S MA VI NAYAGAUN	63.2	63.1	72.1	41.3	53.6	59.4	85	85	22	58	2	0	82	0	3	46.24
KASKI	41150	2	FISHTAIL ACADEMY HIGHER SECONDARY	65.8	66.7	75.4	41.6	53.8	58.9	62	62	17	39	4	0	60	0	2	46.21
MORANG	9129	2	SAPTAKOSHI ENGLISH BOARDING HIGHER	60.3	61.4	71.8	46.8	63.5	44.6	59	59	7	49	3	0	59	0	0	46.21
DANG	58026	2	RAPTI VIDYAMANDIR AWASIYA MA VI TIL	59.7	55.4	76.9	41.4	51.3	57.5	53	53	5	47	1	0	53	0	0	46.20
KATHMANDU	29137	2	NAVA JYOTI ENGLISH SECONDARY SCHOOL	61.6	61.5	68.1	48.9	63.5	48.6	56	56	17	32	5	0	54	0	2	46.14
JHAPA	4120	2	EAST HORIZON ENGLISH MA VI MECHI NA	57.7	55.6	71.4	43.9	67.3	62.7	104	104	19	75	9	0	103	0	1	46.12
SYANGJA	43007	2	JYOTI ENGLISH BOARDING SCHOOL PRAC	57.3	60.8	71	42.2	55.8	48.5	65	65	10	48	7	0	65	0	0	46.10
BHAKTAPUR	28113	2	PARAGON ACADEMY,KAMALBINAYAK-3	56.3	62.9	65.5	51.2	59.5	50.8	55	55	12	37	5	0	54	0	1	46.02
CHITWAN	34184	2	SMALL HEAVEN MODEL SCHOOL, BHARA	54.2	56.7	70.1	45.2	53.9	52.6	118	118	26	78	12	0	116	0	2	46.02
BANKE	67102	2	BAGESHWARI ACADEMY E M SCHOOL KO	59	64	67.2	46.4	52	56.6	63	63	5	57	1	0	63	0	0	46.01
MORANG	9045	2	GODAWARI BIDHYAMANDIR BOARDING I	58.8	56.1	63.4	54.2	51	56	88	88	8	77	3	0	88	0	0	45.98
PARSA	37029	2	G H P SCHOOL SHREEPUR BIRGUNJ	54.8	51.1	70.8	52.4	63.8	51.6	123	123	14	101	8	0	123	0	0	45.98
KAILALI	73076	2	GANESH BABA ENGLISH BOARDING SCH	53.6	50.7	67.9	51.8	55.7	54.1	62	62	10	49	2	0	61	0	1	45.97
KATHMANDU	29752	2	HIMALAYA BOARDING SCHOOL, BUDHAN	54.6	58.1	65.5	48.7	71.5	55.2	51	51	9	39	2	0	50	0	1	45.88
CHITWAN	34072	2	GRANDEE ENGLISH BOARDING SCHOOL P	52.9	61.6	73.7	50.3	51.6	47	81	81	13	57	11	0	81	0	0	45.88
MYAGDI	51030	2	MOUNT EVEREST AWASIYA HIGHER SEC	62.6	65.9	63.6	40.5	60.9	59.1	142	142	21	109	11	0	141	0	1	45.87
SARLAHI	22054	2	JAYCEES ENGLISH SECONDARY BOARDING	53.3	55.4	74.5	56.5	64.8	57.7	62	62	5	55	2	0	62	0	0	45.85
SUNSARI	10014	2	VIJAYAPUR HIGHER SECONDARY SCHOOL	63.7	56.4	65.9	42	58.1	53.7	55	55	6	45	4	0	55	0	0	45.82
DHANUSHA	20058	2	MOTHER TERESA PUBLIC SCHOOL JANAK	57	54.9	72.8	48	55.3	45.9	74	74	9	58	7	0	74	0	0	45.76
KHOTANG	12041	2	DIKTEL ENGLISH BOARDING SCHOOL DIK	54.4	59	71.7	54.1	73.5	51.5	66	66	13	50	1	0	64	0	2	45.74
LALITPUR	32192	2	SHAHID DHARMA BHAKTA SCHOOL NAK	56.3	64	69.3	49.1	63.2	54	58	58	8	48	1	0	57	0	1	45.71
KATHMANDU	29339	2	TRI JYOTI ENGLISH MA VI KAPAN	58.3	54.2	65.9	50.9	71.3	63.7	53	53	10	38	4	0	52	0	1	45.71
NAWALPARASI	44069	2	LITTLE ANGELS' HIGHER SECONDARY SC	56.7	62.9	64.3	42	58.6	52.9	85	85	12	67	5	0	84	0	1	45.66
KASKI	41093	2	NILGIRI ENGLISH BOARDING SCHOOL PO	61	69.3	79.6	39.9	56.7	50.9	71	71	12	57	0	0	69	0	2	45.63
KAILALI	73015	2	AISHWARYA VIDYA NIKETAN MA VI DHA	59.1	62.3	73.8	44.9	51.4	51.5	231	231	42	174	9	0	225	0	6	45.54
SUNSARI	10043	2	PEACE ZONE AWASIYA MA VI ITAHARI	56.1	60	71.1	47	57.6	48.5	109	109	30	54	23	0	107	0	2	45.52

**DETAILS OF MERITORIOUS SCHOOLS ON THE BASIS OF THEIR PERFORMANCE**  
**(SCHOOL EVALUATION METHOD-SEM, NATIONAL)**

DISTRICT	SCODE	ST	SCHOOL	AVERAGE MARKS IN COMP. SUBJECTS						STUDENT		PASS					WTH	FLD	SEM
				ENG	NEP	MAT	SCI	SOC	HPE	TAP	TAPRD	DIS	FIR	SEC	TIR	PASS			
MORANG	9019	2	PASHUPATI AWASIYA MA VI URLABARI	63.7	61.4	71	48.3	61.7	43.3	108	108	5	101	2	0	108	0	0	45.49
BANKE	67019	2	JAYABAGESHWARI MA VI NEPALGUNJ	59.2	55.6	64.4	47.7	53	47.5	67	67	5	58	4	0	67	0	0	45.45
SIRAHA	16066	2	LAHAN MANAKAMANA MA VI ENGLISH B	56.6	47.9	69.6	52.6	53.6	55.6	77	76	8	63	4	0	75	1	0	45.39
KAILALI	73054	2	STEPPING-STONE ENGLISH SCHOOL CHAU	56.5	50.2	75	45.9	50.3	55.6	126	125	19	90	15	0	124	0	1	45.39
BHAKTAPUR	28061	2	MOUNT VALLEY ENGLISH SCHOOL KWAT	59	57.8	70.2	50.7	56.6	54.5	60	60	9	46	4	0	59	0	1	45.38
KATHMANDU	29802	2	EVER VISION SCHOOL MATATIRTHA	52.1	60.8	66.1	44.9	55.1	45.7	71	71	10	55	5	0	70	0	1	45.37
LAMJUNG	40030	2	EARTHLY PARADISE BOARDING SCHOOL	58.8	58.4	71.7	41.2	62.1	51.5	73	73	13	55	3	0	71	0	2	45.36
CHITWAN	34061	2	DAISY ENGLISH BOARDING HIGHER SECC	51.2	54.8	68.3	49.3	57.8	50.8	138	138	25	93	18	0	136	0	2	45.27
SYANGJA	43085	2	ROSHANI ENGLISH BOARDING SCHOOL N	60.1	57.4	68.3	44.7	57.7	49.4	67	67	6	59	1	0	66	0	1	45.17
JHAPA	4080	2	SHREE HARIKUL MODEL HIGHER SECOND	53.2	51.2	72.7	48	53.8	57.7	62	62	8	44	10	0	62	0	0	45.12
MAKWANPUR	33048	2	GYANODAYA BAL BATIKA ACADEMY MA	55.6	61.5	72	43.6	53.5	53	51	51	7	40	3	0	50	0	1	45.07
KASKI	41157	2	SUBLIME ENGLISH BOARDING SCHOOL	57.4	62.4	69	42.9	51.7	49.3	67	65	10	52	1	0	63	0	2	45.06
RUPANDEHI	48067	2	PARAMOUNT BOARDING HIGHER SECOND	60.4	56.8	70.6	45.8	56.9	55.9	161	161	33	109	14	0	156	0	5	45.00
KAILALI	73081	2	ARISTO ENGLISH HIGH SCHOOL CAMPUS	54.4	53	70.9	45.8	46.8	55.7	77	77	15	47	14	0	76	0	1	45.00
KATHMANDU	29049	2	NAMGYAL MA VI GOKARNA	52.1	56	69.2	54.7	56.2	44.5	71	71	2	66	3	0	71	0	0	44.95
TANAHUN	42064	2	BARAHI BOARDING MA VI DAMAULI	61.6	58.7	62.4	39.9	66.2	55.1	67	67	10	53	2	0	65	0	2	44.89
KAVREPALANCH	27103	2	BAYLOR INTERNATIONAL ACADEMY, BA	55.7	66.7	65.3	46.8	54.7	56.7	64	64	10	50	2	0	62	0	2	44.88
KATHMANDU	29284	2	VALLEY PUBLIC BOARDING SCHOOL GOL	56.6	56.2	66.7	46.7	57	38.2	119	119	25	69	23	0	117	0	2	44.84
NAWALPARASI	44044	2	SAYAPATRI ENGLISH MA VI PARASI	55.1	55.5	72.5	39.3	55.2	52.3	95	95	14	71	8	0	93	0	2	44.84
KATHMANDU	29416	2	GORAKHKALI ENGLISH BOARDING SCHOL	59.1	60.3	76.9	49.1	63.1	50.1	68	68	15	47	3	0	65	0	3	44.83
JHAPA	4092	2	PASHUPATI ENGLISH MA VI SURUNGA	55.7	56.4	68.1	51.5	56.7	60.2	86	86	23	51	8	0	82	0	4	44.83
RUPANDEHI	48125	2	AMAR JYOTI ENGLISH MEDIUM SCHOOL	50.6	58.1	67	46.7	60.6	53.1	54	54	9	42	1	0	52	0	2	44.79
RUPANDEHI	48043	2	NEW HORIZON ENGLISH BOARDING HIGH	59.4	67.2	73.9	41.7	54.7	59.4	318	318	84	199	18	0	301	1	16	44.79
CHITWAN	34208	2	SAMATA SHIKSHA NIKETAN AAPTARI, BH	53.1	61.7	71.5	57.1	55.6	60.1	67	67	11	50	4	0	65	0	2	44.78
NUWAKOT	25044	2	SOUVENIR BOARDING SCHOOL BATTAR	56.9	67.9	75.5	51.8	59.8	57.5	82	82	32	40	3	0	75	0	7	44.68
KATHMANDU	29059	2	SARASWATI AWASIYA MA VI KSHETRAPA	54.2	55.7	62.9	46.4	60.5	46.6	68	68	12	43	12	0	67	0	1	44.67
KATHMANDU	29134	2	KANTIPUR ENGLISH MA VI MAHARAJGUN	62	72.3	74.1	45.2	61.5	44.8	53	53	13	36	1	0	50	0	3	44.65

**DETAILS OF MERITORIOUS SCHOOLS ON THE BASIS OF THEIR PERFORMANCE**  
**(SCHOOL EVALUATION METHOD-SEM, NATIONAL)**

DISTRICT	SCODE	ST	SCHOOL	AVERAGE MARKS IN COMP. SUBJECTS						STUDENT		PASS					WTH	FLD	SEM
				ENG	NEP	MAT	SCI	SOC	HPE	TAP	TAPRD	DIS	FIR	SEC	TIR	PASS			
SARLAHI	22035	2	MALANGAWA GREEN LAND SEC. ENGLIS	47.1	53.2	63	45.5	43.6	49.7	93	88	6	71	11	0	88	0	0	44.62
KATHMANDU	29317	2	CARDINAL INT'L BOARDING HIGH SCHOO	49.8	60.6	69.5	52.6	58	52	54	53	6	42	4	0	52	0	1	44.58
CHITWAN	34106	2	EKATA SHISHU NIKETAN RATNANAGAR-	55.5	60.8	66.6	51.8	54.7	60.2	70	70	12	49	7	0	68	0	2	44.52
DANG	58108	2	HIMAL ACADEMY, TULSIPUR	58.1	58.2	70.2	46.4	53.4	54.3	61	61	4	49	8	0	61	0	0	44.51
JHAPA	4166	2	NEWTON'S EDUCATION ACADEMY SCHOO	61.5	57.1	79.8	43.5	51.7	49.8	112	112	24	71	13	0	108	0	4	44.50
JHAPA	4145	2	MECHI SHIKSHA NIKETAN MECHINAGAR-	57.8	60.6	71.2	52.8	46	59.6	79	79	13	60	3	0	76	0	3	44.48
BANKE	67018	2	ANGELS HIGH SCHOOL GHARBARI TOLE	62.2	61.7	64.9	39.6	61	60.9	57	57	4	50	2	0	56	0	1	44.47
BARA	36073	2	GYAN DEEP SECONDARY ENGLISH SCHOO	58.6	55.3	76.4	47.9	54.6	50.9	52	51	4	44	2	0	50	0	1	44.41
RUPANDEHI	48025	1	KANTI HIGHER SECONDARY SCHOOL, BU	55	59.2	68.6	51.9	57.7	60.1	129	129	47	57	16	0	120	0	9	44.36
RUPANDEHI	48097	2	BRIHASPATI HIGHER SECONDARY SCHOO	57.9	51.8	72.2	53.7	61	53.9	54	54	16	33	1	0	50	0	4	44.24
KATHMANDU	29003	1	MANGALODAYA MA VI THANKOT	48.8	65.8	66.6	48.7	49.7	47.2	77	77	5	60	12	0	77	0	0	44.22
CHITWAN	34039	2	SMALL HEAVEN AWASIYA MA VI KALYA	57.6	61.8	73.6	43.6	56.7	55.7	96	96	21	65	5	0	91	0	5	44.18
UDAYAPUR	14045	2	UDAYASI ENGLISH BOARDING SCHOOL JA	57.8	58	66.3	45.8	52.9	51	60	60	9	34	17	0	60	0	0	44.06
SUNSARI	10073	2	EUREKA RESIDENTIAL SCHOOL DHARAN	58.8	57.3	56.7	38.9	54.4	54.4	91	91	7	72	11	0	90	0	1	44.05
KASKI	41138	2	DHAWALAGIRI BOARDING SCHOOL MILA	59.8	63.1	66.9	34.4	58.2	49.4	57	57	12	39	3	0	54	0	3	44.01
SIRAHA	16078	2	LOTUS ENG. BOARDING SCHOOL LAHAN	56.4	61.1	73.4	53.6	44.4	58	52	52	15	32	1	0	48	0	4	43.92
KASKI	41086	2	JYOTI KUNJ SECONDARY ENGLISH SCHOO	58.2	63.4	72.1	40.6	54	57.3	54	54	5	42	6	0	53	0	1	43.89
GULMI	46041	2	ARJUN AWASIYA MA VI TAMGHAS	55.9	64	75.4	48.9	50.7	42.9	86	86	19	53	10	0	82	0	4	43.87
RUPANDEHI	48094	2	JAYCEES KINDERGARTEN HIGH SCHOOL	58	46.8	65.4	53.3	56.9	52	85	85	13	56	14	0	83	0	2	43.85
KASKI	41085	2	DIAMOND HIGHER SECONDARY SCHOOL	57.9	52.9	72.7	51.8	57.7	53.8	78	78	9	64	2	0	75	0	3	43.85
SUNSARI	10102	2	SACRED HEART ENGLISH SCHOOL ITAHA	52.9	52.3	60.7	41.5	57.9	57.2	65	65	4	54	6	0	64	0	1	43.85
JHAPA	4019	2	CHULACHULI ENGLISH BOARDING MA VI	57.7	48.6	68	45.1	44.9	46.7	87	87	9	57	21	0	87	0	0	43.84
KATHMANDU	29063	1	TARUN MA VI BALAJU	50.3	58	67	44.2	48.3	52.3	134	134	9	109	14	0	132	0	2	43.82
CHITWAN	34112	2	POLAR STAR SECONDARY ENGLISH BOAR	52.3	64.9	72.9	47.5	61.6	54	62	62	16	38	4	0	58	0	4	43.79
CHITWAN	34060	2	PANCHA KANYA VIDHYA MANDIR AWAS	58.3	60	69.5	45.5	51.7	57.8	68	68	8	47	12	0	67	0	1	43.79
DANG	58049	2	MOUNT VIEW ENGLISH BOARDING SCHOO	56.8	58.4	65.3	47.7	62.3	52.9	71	71	13	48	7	0	68	0	3	43.79
CHITWAN	34142	2	ORCHID SECONDARY SCHOOL, BHARATP	55.3	65.7	69.8	52.8	56.6	58.4	57	57	14	38	1	0	53	0	4	43.75

**DETAILS OF MERITORIOUS SCHOOLS ON THE BASIS OF THEIR PERFORMANCE**  
(SCHOOL EVALUATION METHOD-SEM, NATIONAL)

DISTRICT	SCODE	ST	SCHOOL	AVERAGE MARKS IN COMP. SUBJECTS						STUDENT		PASS					WTH	FLD	SEM
				ENG	NEP	MAT	SCI	SOC	HPE	TAP	TAPRD	DIS	FIR	SEC	TIR	PASS			
MORANG	9026	2	ARNIKO BOARDING SCHOOL BIRATNAGA	58.3	53.3	64.1	47.2	48.4	50.4	102	102	11	80	8	0	99	0	3	43.75
SARLAHI	22114	2	NEW GUIDANCE SECONDARY SCHOOL, B	55.5	55.6	69.1	44.8	50	55.5	75	75	8	53	13	0	74	0	1	43.75
LAMJUNG	40048	2	FUTURE STAR ENGLISH AWASIYA MA VI	55.7	55.6	77.1	37.1	60.1	54.1	92	91	19	61	6	0	86	0	5	43.68
SUNSARI	10104	2	HIM SHIKHAR ENGLISH SCHOOL TARAHA	58.8	50	58	46.3	56.1	54	67	67	3	52	12	0	67	0	0	43.66
MORANG	9017	2	ST. JOSEPH'S HIGHER SECONDARY SCHO	63	59.5	63.9	44.6	53.7	43.3	103	103	11	80	9	0	100	0	3	43.65
JHAPA	4091	2	GLOBAL EDUCATIONAL ACADEMY DAMA	58	54.2	64.9	33.5	50.8	51	61	61	2	49	10	0	61	0	0	43.65
BHAKTAPUR	28056	2	PRABHAT ENGLISH HIGHER SECONDARY	58.6	58.4	64.1	45.1	67.8	53	61	61	17	34	6	0	57	0	4	43.65
LALITPUR	32007	1	TRI-PADMA VIDYASHRAM HIGHER SECON	55.2	65.9	77	46.4	56.6	51.3	51	51	11	34	3	0	48	0	3	43.60
UDAYAPUR	14042	2	SAGARMATHA SECONDARY ENGLISH SCH	57.2	55.8	68.9	43.5	50.1	52.4	53	53	10	33	8	0	51	0	2	43.58
BANKE	67041	2	WEST ZONE ENGLISH MEDIUM HIGH SCH	60.5	55.4	57.9	43.2	54.3	49.1	79	79	9	61	6	0	76	0	2	43.58
KATHMANDU	29196	2	PRITHWI AWASIYA MA VI BASUNDHARA	57.8	58.7	76.6	42.3	60.6	46.5	57	57	5	48	2	0	55	0	2	43.55
BARA	36090	2	SIMARA PUBLIC SCHOOL SIMARA	57.4	69	85.9	46.3	46.2	53.2	64	64	8	52	1	0	61	0	3	43.54
KATHMANDU	29118	1	BALAMBU MA VI BALAMBU	47.7	64.4	63.6	38.3	65.4	52.8	53	53	3	43	6	0	52	0	1	43.30
DANG	58077	2	PUBLIC GYAN JYOTI SECONDARY SCHO	59	58.5	67.2	41.8	55.5	52.5	77	77	4	61	11	0	76	0	1	43.30
SURKHET	66107	2	SHREE SAINIK AWASIYA MAVI MANGAL	60.7	56.1	62.9	45.1	46.8	51.2	100	100	5	73	22	0	100	0	0	43.27
NAWALPARASI	44050	2	VISHWA JYOTI ENGLISH BOARDING SCH	55.8	63	71	40.8	60	49.2	83	83	15	55	9	0	79	0	4	43.24
KATHMANDU	29262	2	KAILASH BODHI SCHOOL SUVIGAON BOU	58.7	60.4	69	41.6	51.8	51.1	70	70	9	53	5	0	67	0	3	43.23
MAKWANPUR	33018	2	SIDDHARTHA SISHU SADAN ENGLISH MA	51.2	59.3	65.1	48.7	59.3	52.5	91	91	15	56	17	0	88	0	3	43.15
KASKI	41148	2	RAINBOW ACADEMIC HOMES SECONDAR	57.9	60.7	60.8	42.2	55.2	48.3	54	54	9	39	3	0	51	0	3	43.13
KATHMANDU	29421	2	GREEN PEACE CO-ED SCHOOL, GANABA	56.3	56.1	63.4	41.3	61.6	49.5	52	52	6	34	11	0	51	0	1	43.05
SIRAHA	16048	2	SAGARMATHA ENGLISH BOARDING SCH	53.7	57	56.8	53.6	50.1	55.2	104	104	12	73	16	0	101	0	3	43.05
DANG	58109	2	SWORGADWARI ENGLISH BOARDING SCH	54.1	53.3	60.3	39.8	49	57.6	58	58	2	43	13	0	58	0	0	43.00
LALITPUR	32031	1	ADARSHA SAULA YUBAK H. S. SCHOOL, S	55.5	59.9	61.2	45.2	61.2	51.3	115	115	12	91	7	0	110	0	5	42.95
DANG	58065	2	PASHUPATI VIDHYA ASHRAMA NARAYAN	54.7	56	67.8	40.8	45.5	53.4	71	71	3	56	11	0	70	0	1	42.94
DANG	58031	2	SIDDHARTHA ACADEMY GHORAH	58.2	55.8	62.4	41.1	58.5	49.2	59	59	6	44	7	0	57	0	2	42.90
SUNSARI	10057	2	PATHIBHARA ENGLISH BOARDING SCHO	51	60.3	59.5	41.7	61	48.1	80	80	11	49	18	0	78	0	2	42.84
CHITWAN	34044	2	KAMAL DEVI AWASIYA MA VI SARADAN	49.1	57.1	65.5	42.8	49.3	42.3	66	66	4	44	18	0	66	0	0	42.84

**DETAILS OF MERITORIOUS SCHOOLS ON THE BASIS OF THEIR PERFORMANCE**  
**(SCHOOL EVALUATION METHOD-SEM, NATIONAL)**

DISTRICT	SCODE	ST	SCHOOL	AVERAGE MARKS IN COMP. SUBJECTS						STUDENT		PASS					WTH	FLD	SEM
				ENG	NEP	MAT	SCI	SOC	HPE	TAP	TAPRD	DIS	FIR	SEC	TIR	PASS			
JHAPA	4119	2	LITTLE ANGELS' BOARDING SCHOOL DUF	56.6	52.8	65.3	42.9	45.1	58.2	56	56	6	41	7	0	54	0	2	42.79
GORKHA	38026	1	SARASWOTI MA VI AAHALE	54.6	63.2	67	35.7	55.8	56.1	103	103	23	64	9	0	96	0	7	42.78
SAPTARI	15037	2	HAPPYLAND HIGHER SECONDARY SCHOC	56.1	53	70.6	38.6	40.6	44	125	125	9	99	13	0	121	0	4	42.75
ARGHAKHANCHI	47056	1	YUBABARSA JANATA MA VI HATARINET	47.6	60.3	65.1	41.2	47.7	46.3	64	64	2	46	16	0	64	0	0	42.66
JHAPA	4009	2	LITTLE FLOWER ENGLISH MA VI ANARMA	61.3	56	61.4	46.4	51.3	58.5	154	154	25	103	18	0	146	0	8	42.61
LALITPUR	32198	2	PAWAN PRAKRITI ENGLISH SECONDARY	56.7	58.2	68.6	42.2	46.3	50.9	69	69	14	46	4	0	64	0	5	42.50
KAILALI	73143	2	J. K. ENGLISH SECONDARY SCHOOL, ATT	47.3	57.9	62	45.4	57.6	45.7	52	51	10	26	13	0	49	0	2	42.43
NAWALPARASI	44046	2	GAINDAKOT NAMUNA MA VI GAINDAKO	57.4	57.7	73.5	42	53.5	49.3	61	61	12	39	6	0	57	0	4	42.42
SUNSARI	10094	2	KOSHI ST. JAMES RESIDENTIAL SECONDA	52.5	50.8	57.5	45.8	66.2	54.1	74	74	9	56	5	0	70	0	4	42.42
KATHMANDU	29699	2	WITS ACADEMY	52.1	47.6	74.8	49.3	48.2	47.8	78	78	5	63	7	0	75	0	3	42.36
LALITPUR	32050	2	FUTURE STARS MA VI JAWALAKHEL	55.2	55	73.1	50.4	44.4	58.5	108	108	15	77	10	0	102	0	6	42.29
JHAPA	4142	2	KANCHANJUNGA ENGLISH HIGH SCHOOL	60	62.3	62.2	47.2	55.5	48.4	62	62	6	48	5	0	59	0	3	42.28
RUPANDEHI	48083	2	CANON HIGHER SECONDARY SCHOOL SU	60.5	51.9	71.5	42.7	56.4	52.3	60	60	13	40	2	0	55	0	5	42.25
RUPANDEHI	48098	2	GALAXY ENGLISH BOARDING HIGH SCHC	55.3	49.6	66.1	52.5	53.5	49.6	74	74	9	49	13	0	71	0	3	42.11
DHANUSHA	20050	2	MONASTIC HIGHER SECONDARY BOARDI	52.1	53.1	67.1	45.2	66	55.8	213	211	50	123	21	0	194	0	17	42.00
MORANG	9177	2	TENDER FEET BOARDING SCHOOL DULAK	51.7	55.9	62.1	35.8	51.1	48.2	69	69	6	41	21	0	68	0	1	41.90
NAWALPARASI	44091	2	NAWALPUR SECONDARY BOARDING SCH	56.5	58.9	66.1	38.8	55.4	53.5	76	76	12	47	13	0	72	0	4	41.89
RUPANDEHI	48176	2	SMRITI ENGLISH BOARDING SCHOOL, JO	56.2	55.3	66.5	40.4	54.2	53	60	60	10	35	12	0	57	0	3	41.87
SUNSARI	10064	2	PURWANCHAL BOARDING SCHOOL HANS	56.3	48	68.6	37.7	66.2	49.4	67	67	4	53	7	0	64	0	3	41.70
NAWALPARASI	44088	2	VIJAYA SAMUDAYIK SIKSHA SADAN GAI	55.3	58.2	65.6	40	50.8	51.9	78	77	10	51	12	0	73	0	4	41.69
MYAGDI	51041	1	BENI COMMUNITY HIGHER SECONDARY S	46.3	60.3	61.7	32.9	47.6	48.8	63	63	0	44	19	0	63	0	0	41.61
SUNSARI	10027	2	DEPOT MA VI GHOPACAMP DHARAN	48.9	52.4	61.7	36.2	55.4	50.1	67	67	0	51	15	0	66	0	1	41.47
KATHMANDU	29090	2	BHANUBHAKTA MEMORIAL MA VI PANIP	61	62.1	65.1	45.6	61.9	44.6	188	188	37	122	13	0	172	0	16	41.43
LAMJUNG	40036	2	VIDHYA BIKASH AWASIYA MA VI BESHIS	49.9	47.3	48.1	34	60.2	47.5	84	84	9	37	37	1	84	0	0	41.40
LALITPUR	32042	2	GYANODAYA BAL BATIKA MA VI SANEP	55.9	52.5	58.2	46.3	65.9	48.3	177	176	26	113	26	0	165	0	11	41.34
MYAGDI	51052	2	DAWNING SECONDARY ENGLISH SCHOOL	54	62.6	57.2	31.2	56.6	40.8	57	57	0	43	13	0	56	0	1	41.25
PALPA	45053	2	NEW HORIZON ENGLISH BOARDING SCHC	57.9	59.5	64.9	37.4	53.5	54.5	147	147	25	99	11	0	135	0	12	41.20

**DETAILS OF MERITORIOUS SCHOOLS ON THE BASIS OF THEIR PERFORMANCE**  
**(SCHOOL EVALUATION METHOD-SEM, NATIONAL)**

DISTRICT	SCODE	ST	SCHOOL	AVERAGE MARKS IN COMP. SUBJECTS						STUDENT		PASS					WTH	FLD	SEM
				ENG	NEP	MAT	SCI	SOC	HPE	TAP	TAPRD	DIS	FIR	SEC	TIR	PASS			
KATHMANDU	29445	2	CHAHANA INTERNATIONAL ACADEMY K	47.3	50	67.4	50.6	55.3	46.4	54	53	6	36	8	0	50	0	3	41.18
DHANUSHA	20105	2	SUPER SENSE SECONDARY ENGLISH BOA	45.9	49.6	64.3	38.5	47	41.4	54	51	2	29	20	0	51	0	0	41.18
JHAPA	4074	2	MOUNT EVEREST MA VI GAURADAH	53.5	53.9	69	39.5	47.5	47.7	87	87	16	50	15	0	81	0	6	41.16
RUPANDEHI	48184	2	APEX SCHOOL, SHANKARNAGAR-5	55.4	55.2	60	40.2	54.9	50.2	62	62	11	36	10	1	58	0	4	41.15
KATHMANDU	29029	2	ANNAPURNA HIGHER SECONDARY SCHO	52.9	52.9	64.6	44.3	50.9	41.8	98	93	11	65	11	0	87	0	6	41.09
RUPANDEHI	48070	2	NEW ENVIRONMENT ENGLISH SECONDAR	54.1	59.5	67.1	36.6	64	43.8	119	119	20	74	16	0	110	0	9	40.90
KAILALI	73078	2	LOTUS EYE ENGLISH SECONDARY SCHO	50.8	56.8	59.9	40.6	53.3	51.3	106	106	12	63	26	0	101	0	5	40.75
KAPILVASTU	49033	2	HORIZON ENGLISH AWASIYA MA VI GAJE	56.4	67.8	54.7	37.1	56	50.6	68	68	9	46	8	0	63	0	5	40.70
SUNSARI	10076	2	MAHENDRA MEMORIAL ENGLISH AWASI	50.8	50.6	57.2	40.9	52.8	48.5	74	74	2	61	7	0	70	0	4	40.69
KAILALI	73026	2	JAYCEES EVEREST ENGLISH MA VI DHAN	54.3	58.1	57.9	43.3	42.3	55.4	69	69	4	53	8	0	65	0	4	40.65
SARLAHI	22092	2	SUPRABHAT ENGLISH SECONDARY SCHO	51.4	53.4	65.1	39.9	61	50.3	56	56	4	35	15	0	54	0	2	40.65
DANG	58161	2	INNOVATIVE GYAN JYOTI PUBLIC SCHO	50.2	58.9	63.6	36.7	49.7	45.3	52	51	0	41	8	0	49	0	2	40.59
KATHMANDU	29051	1	CHAMUNDA MA VI JORPATI	43	57	57.4	43.1	45.2	45.2	82	81	3	52	24	0	79	0	2	40.56
DANG	58051	2	GREAT ARANIKO HIGHER SECONDAR SCH	54.2	48.5	60.5	44.2	50.3	41	53	53	3	30	19	0	52	0	1	40.54
KAVREPALANCH	27164	1	KUMARI SECONDARY SCHOOL, DANDAG	43.9	47.5	60.6	40.8	49.5	41	66	65	0	40	24	1	65	0	0	40.52
MORANG	9053	2	BUDHANILKANTHA MA VI BIRATNAGAR-	55.8	55.1	72	34.1	61.5	46.1	71	71	7	51	8	0	66	0	5	40.46
CHITWAN	34143	2	STEP BY STEP ENGLISH SCHOOL BHARAT	54.3	57	63.8	41.2	52	53.9	84	83	18	52	4	0	74	0	9	40.39
MORANG	9255	2	PEARL ACADEMY ENGLISH SCHOOL BAY	58.3	50.5	71.3	51.4	46.2	47.1	59	59	2	45	9	0	56	0	3	40.36
SUNSARI	10121	2	JANAK SMRITI SECONDARY SCHOOL INAI	55	56.3	59.2	41.1	50.4	56.4	62	62	7	35	17	0	59	0	3	40.34
KAVREPALANCH	27124	1	INDRAWATI SECONDARY SCHOOL, JYAM	39.9	52.9	57.9	45.3	47.4	50	55	52	10	22	17	0	49	0	3	40.31
MAHOTTARI	21059	2	SARASWATI GYANODAYA MA VI ENGLISH	41.3	49.7	61	33.9	55.4	44.5	60	58	1	36	20	0	57	0	1	40.22
LAMJUNG	40031	2	BHU PU SAINIK AWASIYA MA VI BESISHA	55.4	56.6	57.5	35.8	62.7	51.9	68	68	5	47	12	0	64	0	4	40.15
RUPANDEHI	48073	2	LITTLE FLOWERS ENGLISH HIGHER SECO	49.6	66.8	61	39.8	69.8	56	51	51	17	24	3	0	44	0	7	40.07
KATHMANDU	29065	2	DEEPIYOTI AWASIYA MA VI GONGABU	55.4	63.1	56.2	46.7	59.7	57	78	77	14	50	5	0	69	0	8	39.98
KAILALI	73172	2	RADIANT MONTESSORI ENGLISH SCHOOL	52.6	51.8	70.2	40.7	55.6	45.9	78	78	9	45	19	0	73	1	4	39.95
JHAPA	4143	2	BIBHUTI VIDYA MANDIR ENGLISH SCHO	59.1	54.6	68	43.9	43.1	42.9	81	81	8	55	12	0	75	0	6	39.81
RUPANDEHI	48084	2	BUTWAL GLORY ENGLISH BOARDING SCI	53.8	54.7	60.1	42.8	56.5	48.1	72	72	10	40	17	0	67	0	5	39.74

**DETAILS OF MERITORIOUS SCHOOLS ON THE BASIS OF THEIR PERFORMANCE**  
**(SCHOOL EVALUATION METHOD-SEM, NATIONAL)**

DISTRICT	SCODE	ST	SCHOOL	AVERAGE MARKS IN COMP. SUBJECTS						STUDENT		PASS					WTH	FLD	SEM
				ENG	NEP	MAT	SCI	SOC	HPE	TAP	TAPRD	DIS	FIR	SEC	TIR	PASS			
NUWAKOT	25086	2	ORCHID ACADEMY BIDUR	59.4	59.9	72.1	43.9	57.2	50.1	66	66	16	32	11	0	59	0	7	39.60
SUNSARI	10085	2	MOUNT MANASLU SECONDARY SCHOOL	60.4	53.9	60.4	37.4	57.6	44.5	68	68	4	46	14	0	64	0	4	39.60
KAVREPALANCHOK	27096	2	DIVINE LIGHT SECONDARY HIGHER SECONDARY	57	67	63.7	44	49.6	59.6	54	54	3	46	0	0	49	0	5	39.58
BARA	36044	2	GALAXY PUBLIC SCHOOL KALAIYA	46.3	53.5	71.1	48.4	48.5	45.2	82	82	7	51	19	0	77	0	5	39.56
KATHMANDU	29061	1	PADMODAYA HIGHER SECONDARY SCHOOL	42.3	62.6	60.9	37.1	45.1	38.2	60	60	4	36	17	0	57	0	3	39.44
NAWALPARASI	44113	2	BAL BIKAS ENGLISH BOARDING SCHOOL	57	59.6	67.6	40.9	52.8	46.4	71	71	14	38	12	0	64	0	7	39.40
KANCHANPUR	77014	2	KANCHAN VIDYA MANDIR ENGLISH BOARDING SCHOOL	55	61.8	63.5	37.9	63.6	45.2	62	62	3	49	5	0	57	0	5	39.38
KAVREPALANCHOK	27100	2	SARASWATI SHIKSHA GRIHA SECONDARY SCHOOL	55.8	69	65	43.5	44.5	45.2	52	52	9	30	8	0	47	0	5	39.38
KASKI	41144	2	GOLDEN FUTURE HIGHER SECONDARY SCHOOL	55.8	57.8	57.6	47.7	47.1	50.5	57	57	1	46	6	0	53	0	4	39.34
NAWALPARASI	44080	2	SHINING ENGLISH BOARDING SCHOOL GAUMUKHI	56.5	56.7	61.2	36	47.8	46.3	51	51	3	33	12	0	48	0	3	39.26
RUPANDEHI	48077	2	SUMMIT ENGLISH BOARDING SCHOOL PUNAH	54.8	62.3	62.1	34	63.6	46.4	51	51	9	34	2	0	45	0	6	39.26
LALITPUR	32195	2	RADIANT READERS' ACADEMY, SANEPHA	57.1	53.9	61.6	40.1	61.2	52.3	82	82	8	61	5	0	74	0	8	39.19
SIRHAHA	16092	2	SISHU JYOTI AWASIYA SCHOOL DHANGA	48.8	53.4	56.6	45.6	46.7	48.3	78	78	2	44	28	2	76	0	2	39.08
CHITWAN	34110	2	VIDYA MEMORIAL SCHOOL BIRENDRANAGAR	50.5	59.9	61.4	47.5	48.7	53.7	87	87	15	46	18	0	79	0	8	39.05
NAWALPARASI	44105	2	EX-ARMY PUBLIC ENGLISH SCHOOL, BARDA	55.5	58.2	61.4	34.3	52.9	48.4	52	52	4	30	15	0	49	0	3	39.01
DANG	58043	2	MID WESTERN REGIONAL POLICE BOARDING SCHOOL	54.2	49.6	55.9	33.9	52.1	50.6	56	56	0	36	18	0	54	0	2	38.97
NAWALPARASI	44079	2	KUMUDINI ENGLISH BOARDING SCHOOL	54.6	57.3	69.2	34.9	56.5	51.1	66	66	13	35	11	0	59	0	7	38.92
RUPANDEHI	48129	2	SAGARMATHA HIGHER SECONDARY BOARDING SCHOOL	59.7	63.5	63.5	35.5	69.3	54.4	62	62	15	38	0	0	53	0	9	38.83
DANG	58070	2	GORKHA INTERNATIONAL PUBLIC SECONDARY SCHOOL	60.1	49.1	54.4	43.3	49.8	47.8	110	110	11	59	33	0	103	0	7	38.83
MORANG	9007	2	JAYCEE BAL SADAN MA VI BIRATNAGAR	58.2	48.6	54.2	48.1	43.5	49.9	54	54	1	37	13	0	51	0	3	38.82
CHITWAN	34121	2	PARIJAT ENGLISH BOARDING SCHOOL GEDARA	53.8	58.1	64.3	47.2	62.2	46.4	52	52	12	25	9	0	46	0	6	38.73
KAILALI	73069	1	NAV JYOTI VIDYA GRIHA TIKAPUR KAILASH	50.3	48.8	56.3	46.5	51.3	49.9	87	87	3	61	17	0	81	0	6	38.66
SYANGJA	43048	2	PIONEERS' ENGLISH BOARDING SCHOOL	51.3	53.4	65.8	39.5	46.5	47.3	91	91	7	53	25	0	85	0	6	38.61
JHAPA	4181	2	KARNALI INTERNATIONAL ENGLISH BOARDING SCHOOL	53.9	44.3	56.8	40.8	54.1	41.7	53	53	5	26	19	0	50	0	3	38.56
SUNSARI	10069	2	CARMEL HIGH SCHOOL DHARAN 10	44.6	46.7	59.1	34.4	52.6	49	51	51	0	26	24	0	50	0	1	38.38
NAWALPARASI	44061	2	NEW LIFE SECONDARY SCHOOL, BARDAGHATA	57.2	58.8	67.1	32.8	54	51	73	73	2	55	10	0	67	0	6	38.32
RUPANDEHI	48166	1	PRAGATI MA.VI. GAJEDI-2 BELBHARIYA	36.1	55.8	55.9	33.5	49.8	48.5	124	124	3	58	60	0	121	0	3	38.29

**DETAILS OF MERITORIOUS SCHOOLS ON THE BASIS OF THEIR PERFORMANCE**  
(SCHOOL EVALUATION METHOD-SEM, NATIONAL)

DISTRICT	SCODE	ST	SCHOOL	AVERAGE MARKS IN COMP. SUBJECTS						STUDENT		PASS					WTH	FLD	SEM
				ENG	NEP	MAT	SCI	SOC	HPE	TAP	TAPRD	DIS	FIR	SEC	TIR	PASS			
DHANUSHA	20132	1	ADARSHA RASTRIYA SECONDARY SCHO	46.7	52.1	55.8	36.6	52	41.6	56	56	4	28	21	0	53	0	3	38.24
RUPANDEHI	48024	1	KALIKA HIGHER SECONDARY SCHOOL, K	52.1	56.3	54.5	48.4	53.6	55.5	129	129	12	83	22	0	117	0	12	38.20
SUNSARI	10111	2	MORNING STAR SCHOOL MAHENDRA NA	55.9	49.3	66.4	37	43.2	51.8	71	71	6	44	15	0	65	0	6	38.19
TANAHUN	42036	1	SATYAWATI MA VI DAMAULI	53	61.7	66.9	36.6	54	50.8	241	241	27	141	51	0	219	0	22	38.14
NAWALPARASI	44094	2	GYANJYOTI ACADEMY HIGHER SECONDA	50.9	62.2	62.4	41.9	50.4	49.7	77	77	11	44	14	0	69	0	8	38.08
SAPTARI	15043	2	DURGA MA VI RAJBIRAJ	54.2	52.8	61.8	41.8	48.2	46.1	95	95	21	42	21	0	84	0	11	38.01
GORKHA	38057	1	NAVAJAGRITI CHANDI MA VI ASHRANG	36.8	59.1	52.2	33.7	49.1	53.8	91	91	2	49	36	0	87	0	4	37.91
JHAPA	4026	2	GYANJYOTI MA VI GAURADAHA	47.5	54.8	69.3	41.1	44.4	46.2	61	61	4	39	12	1	56	0	5	37.89
ILAM	3054	2	JYOTI VIDYA MANDIR MALAPATH	41.9	61.2	45.8	44.1	55.6	54.7	68	67	2	50	9	0	61	0	6	37.89
DANG	58055	2	CHANDRODAYA VIDYA KUNJA ENGLISH	43.5	54.1	63.7	39.2	46.9	52.6	67	67	0	39	25	0	64	0	3	37.78
RUPANDEHI	48131	2	PASHCHIMANCHAL ENGLISH SCHOOL SID	56.7	58.8	54.2	33.5	63.9	53.6	102	102	9	65	18	0	92	0	10	37.72
LALITPUR	32201	2	SURYODAYA EDUCATIONAL DEVELOPME	53.3	61.8	55.3	44.8	48.1	46	72	72	7	49	8	0	64	0	8	37.71
KAVREPALANCH	27156	1	SIDDHESHWOR MA. VI. FOXINGTAR	47.2	44.5	59.2	34.9	51.3	40.7	63	63	0	26	36	0	62	0	1	37.50
DHANUSHA	20080	2	VINAYAK ENGLISH BOARDING SECONDA	43.9	52.5	55.1	34.4	53.1	51.9	80	80	3	44	28	0	75	0	5	37.41
PARSA	37047	2	MANAKAMANA SECONDARY SCHOOL BIR	49.4	50.9	69.4	46.5	60.4	49	60	60	5	42	6	0	53	0	7	37.25
KATHMANDU	29184	1	MANSING DHARMA MA VI MANAMAIJU	50.2	59.6	60	44.5	50.1	53	71	71	5	45	14	0	64	0	7	37.18
BARA	36068	2	BRIGHT LAND ENGLISH SECONDARY BOA	51.7	50.4	64.8	35.4	42.5	46.7	52	52	2	36	9	0	47	0	5	37.14
MAKWANPUR	33049	2	SOLIDARITY INTERNATIONAL ACADEMY	51.4	58.7	60.6	48.8	59.6	47.3	137	137	13	85	24	0	122	0	15	37.06
PARBAT	53002	1	NAV JAGRIT MA VI TILAHAR	46.8	51	57.8	33.5	54.3	42.6	51	51	0	25	24	0	49	0	2	37.06
BANKE	67047	2	DEEP JYOTI VIDYASHRAM CHAPARGAUD	54.4	47.9	65.2	39.5	36.8	54.4	118	118	4	95	5	0	104	0	14	37.02
MORANG	9206	2	MODERN ERA ENGLISH SCHOOL BIRATNA	45.2	47.1	53.2	42.1	51.4	43.4	67	66	0	49	11	0	60	0	6	36.99
CHITWAN	34078	2	NEPAL ADARSHA SHIKSHASADAN MA VI	47.8	59.5	59.2	38.4	49.2	52.3	79	78	13	37	19	0	69	0	9	36.97
SURKHET	66031	2	EAGER BRIDGE SECONDARY BOARDING S	55	58.9	51.3	46.4	49.9	48.1	89	89	13	45	21	0	79	0	10	36.95
DHANUSHA	20073	2	ANGELS' ENGLISH BOARDING SCHOOL SA	49.9	55.3	59.1	37.4	47.5	44.8	143	142	12	81	35	0	128	0	14	36.84
KATHMANDU	29038	1	GEETA MATA MA VI BIJESWORI	44.8	53.4	63.2	40.6	59.1	43.8	159	157	14	94	31	1	140	0	17	36.67
DHADING	26018	1	NIRANJANA MA VI MARPAK	34.7	52.5	51.5	42.3	49.6	46.5	80	80	1	38	36	1	76	0	4	36.49
JHAPA	4099	2	HIMALAYAN ENGLISH ACADEMY, MECHI	53.9	48.7	58.2	44.7	39.9	50.1	57	57	1	36	15	0	52	0	5	36.38



**DETAILS OF MERITORIOUS SCHOOLS ON THE BASIS OF THEIR PERFORMANCE**  
(SCHOOL EVALUATION METHOD-SEM, NATIONAL)

DISTRICT	SCODE	ST	SCHOOL	AVERAGE MARKS IN COMP. SUBJECTS						STUDENT		PASS					WTH	FLD	SEM
				ENG	NEP	MAT	SCI	SOC	HPE	TAP	TAPRD	DIS	FIR	SEC	TIR	PASS			
NAWALPARASI	44052	1	NEPAL MA VI DIVYAPURI	45.9	54.8	68.3	39.5	46.9	48.1	91	91	12	43	26	0	81	0	10	36.35
KATHMANDU	29013	1	SHIVAPURI MA VI MAHARJGUNJ	44.3	54	50.4	37.6	48.9	37.3	107	105	6	50	41	0	97	0	8	36.32
PARSA	37021	2	GYAN JYOTI MA VI BIRTA BIRGUNJ	53	46.3	61.8	39.3	58.7	50.2	95	95	7	56	21	1	85	0	10	36.29
GULMI	46002	1	MAHENDRA MA VI TAMGHAS	52.7	63.3	56.9	39.7	54.2	49.4	65	65	8	31	19	0	58	0	7	36.29
KAILALI	73132	2	HOLYLAND ENGLISH BOARDING SCHOOL	41.1	48.9	54.7	36.4	53.6	41.2	74	72	6	33	25	2	66	0	6	36.14
RUPANDEHI	48021	1	SHANTI MODEL HIGHER SECONDARY SCH	51.1	63.2	60.6	39.4	66.2	50.6	192	192	49	91	19	0	159	0	33	36.11
PYUTHAN	57040	2	PUBLIC ENGLISH BOARDING SCHOOL, DA	53.5	51.9	56.5	31.4	63.5	50.9	56	56	4	37	8	0	49	0	7	36.03
KAVREPALANCH	27166	1	GRAMONNATI SECONDARY SCHOOL, BUI	43.5	42.5	62.2	36.6	51.1	44	55	55	0	31	20	0	51	0	4	36.00
KASKI	41106	2	BALODAYA HIGHER SECONDARY SCHOO	59.9	61.4	64.5	32	51.1	56.6	55	55	13	30	2	0	45	0	10	35.86
RUPANDEHI	48146	2	KALIKA PUBLIC HIGH SCHOOL BETHARI	46.4	45.4	55.3	35.9	47.8	46.2	57	57	3	28	21	0	52	0	5	35.72
KAVREPALANCH	27155	1	MAHAKALI MA. VI. BALUWAPATI	34.9	50	50.3	31.6	51.4	43	65	64	0	26	35	0	61	0	3	35.68
RUPANDEHI	48054	2	SUNSHINE BOARDING HIGH SCHOOL SIDI	58.1	47.8	59.6	51.6	51.3	53.4	82	82	6	55	10	0	71	0	11	35.67
SUNSARI	10060	2	INARUWA ENGLISH BOARDING SCHOOL I	56.9	46.1	49.2	45.3	58.3	49.1	95	95	6	57	21	0	84	0	11	35.64
KASKI	41181	1	BAL MANDIR MA VI, NADIPUR	59	57.4	56.9	42.9	49.5	60.4	100	100	15	51	20	0	86	0	14	35.55
CHITWAN	34082	2	SHIKSHA BIKASH ENGLISH BOARDING SC	47.1	55.7	59.8	39.4	45.4	52.9	52	52	6	34	4	0	44	0	8	35.48
JHAPA	4215	2	MUNAMADAN ACADEMY ,SHANTINAGAR	50.9	52.6	51.2	33.3	45.5	51.4	54	54	0	33	16	0	49	0	5	35.42
MORANG	9154	2	JUPITER ENGLISH SECONDARY SCHOOL I	46.7	56.1	57.6	34.4	51.6	46.2	93	93	8	44	31	0	83	0	10	35.28
CHITWAN	34089	2	PRAGATI SHIKSHA SADAN EAST RAMPUR	48.8	54.5	61.4	36.2	41.5	42.8	52	52	4	22	21	0	47	0	5	35.12
KAVREPALANCH	27003	1	PRABHA HIGHER SECONDARY SCHOOL K	38.2	64.2	52.7	33.8	51.3	51.1	93	93	2	51	31	0	84	0	9	35.04
JHAPA	4067	2	BIDUR ENGLISH BOARDING SCHOOL BHA	54.6	50.7	46.1	46.7	48.9	52.8	53	53	6	32	7	0	45	0	8	35.02
NAWALPARASI	44024	1	SHIVA HIGHER SECONDARY SCHOOL SHI	44.9	56.9	52.8	37.3	50.9	47.5	86	86	5	38	35	0	78	0	8	35.01
DANG	58085	2	SUNLIGHT MODERN SEC ENG SCHOOL LA	57.9	59.8	53	36.7	47.9	56.9	54	54	3	34	10	0	47	0	7	35.00
PANCHTHAR	2007	2	NAYA NAMUNA MA VI PHIDIM BAZAR	49.2	54.9	52.2	35.8	55	52.8	67	67	3	40	16	0	59	0	8	34.93
KATHMANDU	29019	1	SIDDHI GANESH MA VI PAKANAJOL	45.3	52.8	54	39.6	44.5	44.6	79	77	5	36	28	0	69	0	8	34.87
BHAKTAPUR	28020	1	BAGISWORI HIGHER SECONDARY SCHOO	50.5	59.3	61.6	39	54.1	40.9	157	157	28	70	35	0	133	0	24	34.85
MAKWANPUR	33003	1	ADHUNIK RASTRIYA MA VI HETAUNDA	44.1	62.5	64	36.2	40.7	52	187	187	11	97	58	0	166	0	21	34.81
KATHMANDU	29070	1	PASHUPATI MITRA MA VI CHABAHIL	34.4	60.7	53.6	37.1	48.4	38	90	90	2	50	28	0	80	0	10	34.33

**DETAILS OF MERITORIOUS SCHOOLS ON THE BASIS OF THEIR PERFORMANCE**  
**(SCHOOL EVALUATION METHOD-SEM, NATIONAL)**

DISTRICT	SCODE	ST	SCHOOL	AVERAGE MARKS IN COMP. SUBJECTS						STUDENT		PASS					WTH	FLD	SEM
				ENG	NEP	MAT	SCI	SOC	HPE	TAP	TAPRD	DIS	FIR	SEC	TIR	PASS			
BANKE	67046	2	A B C RESIDENTIAL HIGHER SECONDARY	55.4	47.9	46.8	35.6	49.3	54	66	66	4	34	20	0	58	0	8	34.32
KATHMANDU	29217	1	SHRAM RASHTRIYA MA VI KUMARIGAL-7	40	53.7	53.2	35.2	46.4	47.4	71	70	1	36	26	0	63	0	7	34.29
SUNSARI	10025	2	BOARDING MA VI ITAHARI	48	48.2	50.9	40.9	62.6	53.9	65	65	0	43	14	0	57	0	8	34.27
KATHMANDU	29040	1	NEPAL RASTRIYA UCHCHA MA VI NEPAL	51.5	49.9	53.2	42.9	50.4	50.3	63	62	5	31	18	0	54	0	8	34.23
BHAKTAPUR	28028	1	BASU HIGHER SECONDARY SCHOOL BYA	42.9	57	58.6	37	61.2	44.7	86	86	7	47	20	0	74	0	12	34.19
SYANGJA	43065	2	CHIRAG AWASIYA MA VI GALYANG	58.3	57.3	68.9	33.5	51.3	37	71	71	10	39	10	0	59	0	12	34.12
TANAHUN	42065	2	ARANIKO ENGLISH BOARDING SCHOOL K	55.1	60.3	65.7	34.7	54.2	53.5	68	67	8	38	10	0	56	0	11	34.03
KASKI	41006	1	BHARATI BHAWAN MA VI PURAN CHOUR	45.6	56.9	60	30.9	53.4	47.9	55	55	4	27	17	0	48	0	7	34.02
KAVREPALANCH	27041	1	BAGDEVI HIGHER SECONDARY SCHOOL J	35.7	43.5	37.6	34.1	44.6	45.3	53	51	0	11	38	0	49	0	2	33.97
MAKWANPUR	33016	1	PRAGATI MA VI PASHUPATINAGAR HETA	39.2	53.2	53.8	36.3	49.4	33.2	80	80	3	25	45	1	74	0	6	33.91
GORKHA	38021	1	SARASWATI MA VI BORLANG	42.3	66.2	53.1	30.1	52.2	45.1	63	63	1	38	16	0	55	0	8	33.81
TANAHUN	42016	1	TRIBHUWAN HIGHER SECONDARY SCHO	41.9	57.5	61.3	32.2	41	46.6	56	56	0	26	24	1	51	0	5	33.78
KAVREPALANCH	27061	1	MAHAKALI HIGHER SECONDARY SCHO	37.4	51.1	50.9	37	48.7	38.9	90	90	2	28	51	3	84	0	6	33.76
KAILALI	73074	2	SUDURPACHCHHIM CHHETRIYA PRAHAR	49.5	48.4	53.6	36.1	37.8	50.4	73	73	0	40	25	0	65	0	8	33.75
KATHMANDU	29119	1	TILINGTAR MA VI DHAPASI PANCHAKAN	43.9	53.9	60.7	35.7	47.7	50.4	135	134	11	63	41	1	116	0	18	33.57
DANG	58046	2	SHANTI SUDHA ENGLISH BOARDING SCH	57.6	52.4	45.1	35.6	60.3	48.9	58	58	3	32	15	0	50	0	8	33.56
RUPANDEHI	48110	2	SCHOLARS HOME ENGLISH BOARDING SC	60.3	52.1	54.4	37.3	54	62.4	57	57	8	35	3	0	46	0	11	33.49
PALPA	45081	2	RAMPUR ENGLISH BOARDING SCHOOL RA	54.2	51.2	68	36.4	50.8	51.6	69	69	10	34	13	0	57	0	12	33.32
SURKHET	66059	2	SURKHET HORIZON ACADEMY BIRENDRA	47.1	53.8	50.5	37.6	45.5	48.4	52	52	2	28	15	0	45	0	7	33.25
KATHMANDU	29447	2	PUBLIC ENGLISH SCHOOL , JHOR MAHAN	40.2	45.4	65.4	33.4	48.7	37.8	76	74	1	28	37	1	67	1	6	33.21
GULMI	46065	1	SIDDHA BABA MA VI KHANIGAUN TAMGI	47.1	52	53.9	29.3	47.6	55	62	62	3	25	27	0	55	0	7	33.21
CHITWAN	34007	1	PREMBASTI MA VI PREMBASTI	38.8	50.6	52.6	38.6	47.7	46.3	87	87	5	34	38	0	77	0	10	33.19
KATHMANDU	29048	1	GUHYESHWORY HIGHER SECONDARY SC	39.7	56.2	55.7	41.9	47.3	44.9	76	76	3	43	19	0	65	0	11	33.01
BANKE	67050	2	PASHUPATI SECONDARY SCHOOL RANJH	51.4	50.3	49.1	35.5	40.2	42.9	55	55	0	31	17	0	48	0	7	32.93
NAWALPARASI	44081	1	SARASWATI SECONDARY SCHOOL SHIVA	34.9	56.5	58.9	30.1	41.5	46.7	64	64	1	23	34	0	58	0	6	32.93
GORKHA	38035	1	MAHALAXMI MA VI LAXMIBAZAR	40.3	59.3	49.5	31.2	49.1	48.9	76	76	1	37	29	0	67	0	9	32.91
SURKHET	66038	2	USHA BAL VATIKA BOARDING SCHOOL B	48.2	55.3	59.8	40.8	43.3	50.6	116	116	12	58	27	0	97	0	19	32.88

**DETAILS OF MERITORIOUS SCHOOLS ON THE BASIS OF THEIR PERFORMANCE**  
(SCHOOL EVALUATION METHOD-SEM, NATIONAL)

DISTRICT	SCODE	ST	SCHOOL	AVERAGE MARKS IN COMP. SUBJECTS						STUDENT		PASS					WTH	FLD	SEM
				ENG	NEP	MAT	SCI	SOC	HPE	TAP	TAPRD	DIS	FIR	SEC	TIR	PASS			
DHADING	26002	1	NILKANTHA MA VI DHADING BESI	36.4	48	55.6	37.7	46.2	50.7	208	205	8	79	90	6	183	0	22	32.79
NAWALPARASI	44042	1	BHIMSEN ADARSHA HIGHER SECONDARY	42.4	60	53.1	30.8	54.3	48.3	158	158	12	78	44	0	134	0	24	32.75
NAWALPARASI	44097	2	UJJWAL SHISHU ENGLISH SCHOOL TRIVE	49.2	49.8	57	34.4	44.2	47.5	61	60	2	29	21	0	52	0	8	32.56
DHANUSHA	20085	2	HAPPY LAND ENGLISH BOARDING SCHOC	43.9	45	48.5	30.8	44.6	34.2	54	52	0	15	32	1	48	0	4	32.48
JHAPA	4111	2	BIRAT JYOTI ENGLISH BOARDING SECON	56.9	51.9	56	35.3	49.8	46.4	63	63	2	38	13	0	53	0	10	32.44
CHITWAN	34023	1	NARAYANI MODEL HIGHER SECONDARY	45.3	62.2	60.5	34.3	50.7	47	153	153	13	76	39	0	128	0	25	32.38
CHITWAN	34031	1	JANA JAGRITI MA VI PITHUWA	36.6	55	48.2	38.9	47.5	49.8	94	94	4	42	34	1	81	0	13	32.01
CHITWAN	34101	2	GREENLAND PUBLIC SCHOOL BHARATPU	56.3	60	53.8	48.1	50.4	55.6	69	69	14	36	3	0	53	0	16	31.90
JUMLA	63021	1	RAHADEV SECONDARY SCHOOL, MOFLA	44.6	49.7	52.3	36.5	40.9	40.1	54	53	0	21	25	1	47	0	6	31.66
DOLAKHA	17012	1	HANUMANTESHWAR MA VI KABRE	40	56.6	44.9	47	48.5	40.1	108	107	4	44	44	0	92	0	15	31.47
MORANG	9027	2	SUNGABHA AWASIYA MA VI URLABARI-4	44.8	50.3	54.4	38.4	44.3	35.6	68	68	0	31	23	6	60	0	8	31.40
MORANG	9120	2	BHANU MEMORIAL ACADEMY RANGELI	50.9	57.6	52.7	31.1	53.4	42	57	57	3	31	13	0	47	0	10	31.38
NAWALPARASI	44095	2	THE PIONEER ENG BOARDING SCHOOL SU	53.7	56.1	61.3	32	52.8	48.5	56	56	3	31	12	0	46	0	10	31.34
KAILALI	73180	1	SAMAJEE SECONDARY SCHOOL, MAJGAU	31.6	51.9	54	36.2	53.8	42.1	120	120	2	54	47	0	103	0	17	31.28
JUMLA	63004	1	BHAIRAV MA VI NARAKOT SINJA	43.7	49.8	48.5	38.9	42.6	46.1	86	84	1	34	38	0	73	0	11	31.25
RUPANDEHI	48140	2	KASHI NOBLE ACADEMY, SIDDHARTHAN	55.4	63.2	51.4	33.4	65.6	55.8	95	95	14	51	9	0	74	0	21	31.22
JHAPA	4105	2	JYOTI ENGLISH BOARDING SCHOOL BUDH	48.2	41.9	50.5	35.5	48.8	37.6	76	76	2	24	40	1	67	0	9	31.20
MORANG	9200	2	POLE STAR SECONDARY ENGLISH BOARD	53.6	56.7	52.8	39	50.3	52.5	59	59	10	23	14	0	47	0	12	31.14
GORKHA	38005	1	JANASHAKTI MA VI NAMJUNG	45.6	61	47.5	31.6	48	46.5	61	61	2	21	30	0	53	0	8	31.11
MORANG	9160	1	SHIKSHA NIKETAN MA VI MRIGOULIYA	32.3	44.3	46.7	33.3	37	41.6	53	53	1	10	37	0	48	0	5	31.06
KATHMANDU	29027	1	GYANODAYA MA VI PURANO KALIMATI	53.3	66	60.1	37.9	65.8	55.9	177	177	28	97	11	0	136	0	41	31.04
KAILALI	73053	2	SIDDHARTHA SHISHU SADAN BOARDING	55.9	55.3	52.9	38.5	46.3	45	74	74	7	37	15	0	59	0	15	30.46
RUPANDEHI	48116	1	JAN JAGRITI MA VI JOGIKUTI SHANKAR N	49.8	67.7	49.3	34.4	53.3	37.8	51	51	2	30	9	0	41	0	10	30.37
NAWALPARASI	44015	1	JANAK MA VI GAINDAKOT	47.4	57.1	53.1	32.3	46.9	47.6	130	130	4	71	31	0	106	0	24	30.32
RUPANDEHI	48155	2	DEVDAHA ENGLISH BOARDING SCHOOL	54.1	60	58.7	28.6	64.9	49	60	60	8	37	0	0	45	0	15	30.12
BAGLUNG	52041	2	NEW LIFE BOARDING SCHOOL GALKOT	48.5	50	48.1	31.2	52.7	49.4	61	60	4	21	25	0	50	0	10	30.06
TANAHUN	42015	1	SHIVA SARASWOTI HIGHER SECONDARY	35.8	57.7	48.2	32.3	43.6	42.4	66	66	0	20	36	2	58	0	8	30.05

## DETAILS OF MERITORIOUS SCHOOL ON THE BASIS OF SEM

(SCHOOL EVALUATION METHOD-SEM, EASTERN REGION)

DISTRICT	SCODE	ST	SCHOOL	AVERAGE MARKS IN COMP. SUBJECTS						STUDENT		PASS					WLD	FLD	SEM
				ENG	NEP	MAT	SCI	SOC	HPE	TAP	TAPRD	DIS	FIR	SEC	TIR	PASS			
SIRAHA	16049	2	LITTLE STAR ENGLISH SCHOOL LAHAN	62.6	58.3	78.3	60.2	56.7	57	100	100	41	59	0	0	100	0	0	51.15
SUNSARI	10097	2	BISHNU MEMORIAL BOARDING SCHOOL DHARA	61.8	58.2	84.7	50.6	65.9	56.6	101	101	40	61	0	0	101	0	0	50.94
MORANG	09139	2	SUMAN BIWEK JIWAN MUNA RANJITA MEMORIA	60.4	64.5	78.2	56	57.1	57.7	62	62	23	39	0	0	62	0	0	50.56
SUNSARI	10135	2	THE MARTYR ENGLISH SCHOOL , INARUWA	61.4	66.2	72.7	51	65.1	56.9	46	46	17	29	0	0	46	0	0	50.54
SIRAHA	16095	2	POLAR STAR SECONDARY ENGLISH BOARDING S	60.8	62.2	76.2	59.4	56.4	58.6	50	50	18	32	0	0	50	0	0	50.40
MORANG	09075	2	NAMUNA VIDYA MANDIR AWASIYA MA VI BIRA	61	62.6	72	51.9	61.2	54.6	88	88	31	57	0	0	88	0	0	50.28
MORANG	09169	2	SIDDHARTHA ENGLISH BOARDING SCHOOL INDI	57.1	63.8	78.2	46.6	58	47.4	63	63	22	39	2	0	63	0	0	49.88
MORANG	09295	2	ARPAN ENGLISH SCHOOL, BIRATNAGAR	64.7	65.4	73.6	54.4	55.6	56.4	47	47	16	30	1	0	47	0	0	49.87
SIRAHA	16097	2	TIMES SCHOOL RAMNAGAR	59.6	65.4	76.3	59.5	58.9	58.9	64	64	21	42	1	0	64	0	0	49.75
MORANG	09077	2	BAL KALYAN VIDHYA MANDIR MA VI BIRATNAG	62.5	66.5	76.3	49.8	54.8	57.2	165	165	54	108	2	0	164	0	1	49.36
JHAPA	04081	2	SURYODAYA ENGLISH SCHOOL DAMAK-11	63.6	56.6	71.4	54.3	59.2	53.8	82	81	23	57	1	0	81	0	0	49.12
ILAM	03062	2	GREEN VALLEY ACADEMY MA VI ILAM	63.4	67.5	74.6	49.3	65.9	53.3	62	62	17	45	0	0	62	0	0	49.11
MORANG	09124	2	EVEREST ENGLISH BOARDING SCHOOL BIRATNA	57.8	68.6	72.1	54.6	58.7	48	107	107	29	78	0	0	107	0	0	49.07
JHAPA	04016	2	SIDDHARTHA BOARDING MA VI DAMAK	62.6	65.5	74.4	37.4	55.2	57.3	118	118	30	87	1	0	118	0	0	48.72
JHAPA	04165	2	BALMIKI EDUCATION FOUNDATION CHARPANE	59.7	58.5	74.7	54.9	62.5	58.2	112	112	30	79	2	0	111	0	1	48.21
SIRAHA	16121	2	SHARADA NAMUNA ACADEMY PVT.LTD.LAHAN	48	53.1	71.2	51	57	54.2	64	60	18	40	1	0	59	0	1	48.19
MORANG	09149	2	BRIGHT FUTURE HIGHER SECONDARY SCHOOL,	59.7	55.5	66.1	49.8	54.9	50.7	67	67	20	37	10	0	67	0	0	47.80
SIRAHA	16054	2	APOLLO OM ENGLISH AWASIYA MA VI LAHAN 7	55.1	57.7	52.9	47.2	63.3	49.7	73	72	13	57	2	0	72	0	0	47.40
MORANG	09137	2	MOUNT MAKALU RESIDENTIAL HIGHER SECONI	61	59.8	65.2	40.1	62.2	54.2	51	51	11	36	4	0	51	0	0	47.35
SUNSARI	10178	2	SAINIK AWASIYA MAHAVIDYALAYA, DHARAN	62.4	62.3	63.6	53.7	61.6	52.5	89	89	13	75	1	0	89	0	0	47.06
MORANG	09103	2	SAGARMATHA SECONDARY BOARDING SCHOOL	62.6	59.2	68.9	51.7	54.6	56.5	186	186	38	140	6	0	184	0	2	46.98
SUNSARI	10127	2	LORD BUDDHA INTERNATIONAL SCHOOL JHUMI	62.5	60.1	72.9	52.8	64	56.8	46	46	11	32	2	0	45	0	1	46.63
JHAPA	04194	2	ADARSHA SHISHU ENGLISH SCHOOL CHARPANE	57.5	52.9	70.8	52.3	53.7	53	53	53	14	33	5	0	52	0	1	46.63
SUNSARI	10106	2	NAWAYUG ACADEMY INARUWA-9 SUNSARI	61.7	56.2	71.1	43.7	55.1	50.7	63	63	12	44	7	0	63	0	0	46.61
UDAYAPUR	14048	2	UDAYAPUR ENGLISH SCHOOL TRI NA PA-2	58.3	63.9	68.4	46.6	54.4	53.7	68	68	12	49	7	0	68	0	0	46.49
SIRAHA	16057	2	SRIJANA SECONDARY ENGLISH BOARDING SCHD	57.3	58.1	70.8	54.7	64.2	51.6	61	61	12	46	2	0	60	0	1	46.48
SIRAHA	16055	2	MOUNT EVEREST SECONDARY BOARDING SCHO	60.2	53	75.1	54.2	48.3	53.4	67	67	8	56	3	0	67	0	0	46.29

## DETAILS OF MERITORIOUS SCHOOL ON THE BASIS OF SEM

(SCHOOL EVALUATION METHOD-SEM, EASTERN REGION)

DISTRICT	SCODE	ST	SCHOOL	AVERAGE MARKS IN COMP. SUBJECTS						STUDENT		PASS					WLD	FLD	SEM
				ENG	NEP	MAT	SCI	SOC	HPE	TAP	TAPRD	DIS	FIR	SEC	TIR	PASS			
MORANG	09129	2	SAPTAKOSHI ENGLISH BOARDING HIGHER SECO	60.3	61.4	71.8	46.8	63.5	44.6	59	59	7	49	3	0	59	0	0	46.21
JHAPA	04120	2	EAST HORIZON ENGLISH MA VI MECI NAGAR	57.7	55.6	71.4	43.9	67.3	62.7	104	104	19	75	9	0	103	0	1	46.12
MORANG	09045	2	GODAWARI BIDHYAMANDIR BOARDING MA VI B	58.8	56.1	63.4	54.2	51	56	88	88	8	77	3	0	88	0	0	45.98
MORANG	09280	2	SHREE MOUNT EVEREST PUBLIC SCHOOL, AMAR	60.5	62.9	80.2	49.9	55.3	53.2	49	49	3	46	0	0	49	0	0	45.92
SUNSARI	10014	2	VIJAYAPUR HIGHER SECONDARY SCHOOL DHAR	63.7	56.4	65.9	42	58.1	53.7	55	55	6	45	4	0	55	0	0	45.82
KHOTANG	12041	2	DIKTEL ENGLISH BOARDING SCHOOL DIKTELBA	54.4	59	71.7	54.1	73.5	51.5	66	66	13	50	1	0	64	0	2	45.74
SUNSARI	10043	2	PEACE ZONE AWASIYA MA VI ITAHARI	56.1	60	71.1	47	57.6	48.5	109	109	30	54	23	0	107	0	2	45.52
MORANG	09019	2	PASHUPATI AWASIYA MA VI URLABARI	63.7	61.4	71	48.3	61.7	43.3	108	108	5	101	2	0	108	0	0	45.49
SIRAHA	16066	2	LAHAN MANAKAMANA MA VI ENGLISH BOARDI	56.6	47.9	69.6	52.6	53.6	55.6	77	76	8	63	4	0	75	1	0	45.39
JHAPA	04080	2	SHREE HARIKUL MODEL HIGHER SECONDARY SC	53.2	51.2	72.7	48	53.8	57.7	62	62	8	44	10	0	62	0	0	45.12
JHAPA	04092	2	PASHUPATI ENGLISH MA VI SURUNGA	55.7	56.4	68.1	51.5	56.7	60.2	86	86	23	51	8	0	82	0	4	44.83
JHAPA	04166	2	NEWTON'S EDUCATION ACADEMY SCHOOL ANA	61.5	57.1	79.8	43.5	51.7	49.8	112	112	24	71	13	0	108	0	4	44.50
JHAPA	04145	2	MECHI SHIKSHA NIKETAN MECHINAGAR-12	57.8	60.6	71.2	52.8	46	59.6	79	79	13	60	3	0	76	0	3	44.48
SUNSARI	10203	2	SIDDHARTHA MEMORIAL ENGLISH SCHOOL BHA	57.7	57.6	60	43.8	54.8	50.4	47	47	4	39	3	0	46	0	1	44.12
UDAYAPUR	14045	2	UDAYASI ENGLISH BOARDING SCHOOL JALJALE	57.8	58	66.3	45.8	52.9	51	60	60	9	34	17	0	60	0	0	44.06
SUNSARI	10073	2	EUREKA RESIDENTIAL SCHOOL DHARAN 4	58.8	57.3	56.7	38.9	54.4	54.4	91	91	7	72	11	0	90	0	1	44.05
SIRAHA	16078	2	LOTUS ENG. BOARDING SCHOOL LAHAN-8	56.4	61.1	73.4	53.6	44.4	58	52	52	15	32	1	0	48	0	4	43.92
SUNSARI	10102	2	SACRED HEART ENGLISH SCHOOL ITAHARI-5	52.9	52.3	60.7	41.5	57.9	57.2	65	65	4	54	6	0	64	0	1	43.85
JHAPA	04019	2	CHULACHULI ENGLISH BOARDING MA VI DAMAK	57.7	48.6	68	45.1	44.9	46.7	87	87	9	57	21	0	87	0	0	43.84
MORANG	09026	2	ARNIKO BOARDING SCHOOL BIRATNAGAR-13	58.3	53.3	64.1	47.2	48.4	50.4	102	102	11	80	8	0	99	0	3	43.75
SUNSARI	10104	2	HIM SHIKHAR ENGLISH SCHOOL TARAHARA	58.8	50	58	46.3	56.1	54	67	67	3	52	12	0	67	0	0	43.66
MORANG	09017	2	ST. JOSEPH'S HIGHER SECONDARY SCHOOL, BIR	63	59.5	63.9	44.6	53.7	43.3	103	103	11	80	9	0	100	0	3	43.65
JHAPA	04091	2	GLOBAL EDUCATIONAL ACADEMY DAMAK-11	58	54.2	64.9	33.5	50.8	51	61	61	2	49	10	0	61	0	0	43.65
UDAYAPUR	14042	2	SAGARMATHA SECONDARY ENGLISH SCHOOL B	57.2	55.8	68.9	43.5	50.1	52.4	53	53	10	33	8	0	51	0	2	43.58
SIRAHA	16070	2	EVERGREEN ACADEMY SIRAHA	54.7	49.4	75.4	52.2	45.7	43.1	49	49	1	44	3	0	48	0	1	43.24
SIRAHA	16048	2	SAGARMATHA ENGLISH BOARDING SCHOOL KA	53.7	57	56.8	53.6	50.1	55.2	104	104	12	73	16	0	101	0	3	43.05
SUNSARI	10086	2	SAYAPATRI SHISHU SADAN ENGLISH SCHOOL H	56.6	49.5	61.9	43.4	56.6	53.5	47	47	2	39	5	0	46	0	1	43.01

## DETAILS OF MERITORIOUS SCHOOL ON THE BASIS OF SEM

(SCHOOL EVALUATION METHOD-SEM, EASTERN REGION)

DISTRICT	SCODE	ST	SCHOOL	AVERAGE MARKS IN COMP. SUBJECTS						STUDENT		PASS					WLD	FLD	SEM
				ENG	NEP	MAT	SCI	SOC	HPE	TAP	TAPRD	DIS	FIR	SEC	TIR	PASS			
SUNSARI	10057	2	PATHIBHARA ENGLISH BOARDING SCHOOL ITHA	51	60.3	59.5	41.7	61	48.1	80	80	11	49	18	0	78	0	2	42.84
JHAPA	04119	2	LITTLE ANGELS' BOARDING SCHOOL DUHAGADI	56.6	52.8	65.3	42.9	45.1	58.2	56	56	6	41	7	0	54	0	2	42.79
SAPTARI	15037	2	HAPPYLAND HIGHER SECONDARY SCHOOL, RAJI	56.1	53	70.6	38.6	40.6	44	125	125	9	99	13	0	121	0	4	42.75
JHAPA	04009	2	LITTLE FLOWER ENGLISH MA VI ANARMANI	61.3	56	61.4	46.4	51.3	58.5	154	154	25	103	18	0	146	0	8	42.61
SUNSARI	10094	2	KOSHI ST. JAMES RESIDENTIAL SECONDARY SCH	52.5	50.8	57.5	45.8	66.2	54.1	74	74	9	56	5	0	70	0	4	42.42
JHAPA	04142	2	KANCHANJUNGA ENGLISH HIGH SCHOOL, ANAR	60	62.3	62.2	47.2	55.5	48.4	62	62	6	48	5	0	59	0	3	42.28
MORANG	09177	2	TENDER FEET BOARDING SCHOOL DULARI	51.7	55.9	62.1	35.8	51.1	48.2	69	69	6	41	21	0	68	0	1	41.90
SUNSARI	10064	2	PURWANCHAL BOARDING SCHOOL HANSPOSA T	56.3	48	68.6	37.7	66.2	49.4	67	67	4	53	7	0	64	0	3	41.70
SUNSARI	10027	2	DEPOT MA VI GHOPACAMP DHARAN	48.9	52.4	61.7	36.2	55.4	50.1	67	67	0	51	15	0	66	0	1	41.47
JHAPA	04074	2	MOUNT EVEREST MA VI GAURADHAHA	53.5	53.9	69	39.5	47.5	47.7	87	87	16	50	15	0	81	0	6	41.16
TAPLEJUNG	01030	2	KANCHANJUNGA BOARDING SCHOOL PHUNGL	52.3	47.5	53.6	38.5	59.8	46.5	48	48	0	31	17	0	48	0	0	41.02
JHAPA	04222	2	EVEREST VIEW ENGLISH SCHOOL, MECHINAGAR	53.8	47.9	72.2	42.7	41.1	50.7	48	48	0	35	12	0	47	0	1	40.78
SUNSARI	10076	2	MAHENDRA MEMORIAL ENGLISH AWASIYA MA	50.8	50.6	57.2	40.9	52.8	48.5	74	74	2	61	7	0	70	0	4	40.69
SIRHAHA	16106	2	MOUNT EVREST MA VI ASANPUR	48.5	49.1	57.4	48.7	57.5	47.1	46	46	3	31	10	0	44	0	2	40.60
MORANG	09053	2	BUDHANILKANTHA MA VI BIRATNAGAR-3	55.8	55.1	72	34.1	61.5	46.1	71	71	7	51	8	0	66	0	5	40.46
MORANG	09255	2	PEARL ACADEMY ENGLISH SCHOOL BAYARBAN	58.3	50.5	71.3	51.4	46.2	47.1	59	59	2	45	9	0	56	0	3	40.36
SUNSARI	10121	2	JANAK SMRITI SECONDARY SCHOOL INARUWA -	55	56.3	59.2	41.1	50.4	56.4	62	62	7	35	17	0	59	0	3	40.34
SUNSARI	10114	2	UNIQUE ACADEMY ENGLISH BOARDING SCHOOL	55.1	54.3	58.7	43.7	51	58.2	49	49	4	34	8	0	46	0	3	40.26
JHAPA	04143	2	BIBHUTI VIDYA MANDIR ENGLISH SCHOOL CHAN	59.1	54.6	68	43.9	43.1	42.9	81	81	8	55	12	0	75	0	6	39.81
SUNSARI	10085	2	MOUNT MANASLU SECONDARY SCHOOL DUHAB	60.4	53.9	60.4	37.4	57.6	44.5	68	68	4	46	14	0	64	0	4	39.60
MORANG	09130	2	BALMIKI MEMORIAL BOARDING HIGHER SECONI	57.4	57.6	59.2	42.8	46.2	43.3	47	47	7	17	21	0	45	0	2	39.34
SIRHAHA	16092	2	SISHU JYOTI AWASIYA SCHOOL DHANGADHI	48.8	53.4	56.6	45.6	46.7	48.3	78	78	2	44	28	2	76	0	2	39.08
MORANG	09007	2	JAYCEE BAL SADAN MA VI BIRATNAGAR	58.2	48.6	54.2	48.1	43.5	49.9	54	54	1	37	13	0	51	0	3	38.82
JHAPA	04181	2	KARNALI INTERNATIONAL ENGLISH BOARDING S	53.9	44.3	56.8	40.8	54.1	41.7	53	53	5	26	19	0	50	0	3	38.56
SUNSARI	10069	2	CARMEL HIGH SCHOOL DHARAN 10	44.6	46.7	59.1	34.4	52.6	49	51	51	0	26	24	0	50	0	1	38.38
SUNSARI	10111	2	MORNING STAR SCHOOL MAHENDRA NAGAR CH	55.9	49.3	66.4	37	43.2	51.8	71	71	6	44	15	0	65	0	6	38.19
MORANG	09115	2	EDEN NATIONAL BOARDING SCHOOL BIRATNAG	58.4	65.1	66.9	44.3	51.1	60.5	46	46	12	25	2	0	39	0	7	38.15

## DETAILS OF MERITORIOUS SCHOOL ON THE BASIS OF SEM

(SCHOOL EVALUATION METHOD-SEM, EASTERN REGION)

DISTRICT	SCODE	ST	SCHOOL	AVERAGE MARKS IN COMP. SUBJECTS						STUDENT		PASS					WLD	FLD	SEM
				ENG	NEP	MAT	SCI	SOC	HPE	TAP	TAPRD	DIS	FIR	SEC	TIR	PASS			
SAPTARI	15043	2	DURGA MA VI RAJBIRAJ	54.2	52.8	61.8	41.8	48.2	46.1	95	95	21	42	21	0	84	0	11	38.01
SUNSARI	10177	2	LIBERTYRESIDENTIAL SCHOOL, DHARAN-11	54.8	39.4	54.6	34.7	50.6	39.2	47	46	0	32	11	0	43	0	3	37.91
JHAPA	04026	2	GYANJYOTI MA VI GAURADHA	47.5	54.8	69.3	41.1	44.4	46.2	61	61	4	39	12	1	56	0	5	37.89
ILAM	03054	2	JYOTI VIDYA MANDIR MALAPATH	41.9	61.2	45.8	44.1	55.6	54.7	68	67	2	50	9	0	61	0	6	37.89
UDAYAPUR	14053	2	SAGARMATHA ENGLISH BOARDING SCHOOL KA	61.7	57.9	65	34.6	53.6	52.8	48	48	7	30	5	0	42	0	6	37.58
MORANG	09206	2	MODERN ERA ENGLISH SCHOOL BIRATNAGAR-3	45.2	47.1	53.2	42.1	51.4	43.4	67	66	0	49	11	0	60	0	6	36.99
JHAPA	04099	2	HIMALAYAN ENGLISH ACADEMY, MECHINAGAR	53.9	48.7	58.2	44.7	39.9	50.1	57	57	1	36	15	0	52	0	5	36.38
SUNSARI	10060	2	INARUWA ENGLISH BOARDING SCHOOL INARUW	56.9	46.1	49.2	45.3	58.3	49.1	95	95	6	57	21	0	84	0	11	35.64
JHAPA	04215	2	MUNAMADAN ACADEMY ,SHANTINAGAR - 1 , JH	50.9	52.6	51.2	33.3	45.5	51.4	54	54	0	33	16	0	49	0	5	35.42
MORANG	09154	2	JUPITER ENGLISH SECONDARY SCHOOL DULARI	46.7	56.1	57.6	34.4	51.6	46.2	93	93	8	44	31	0	83	0	10	35.28
JHAPA	04067	2	BIDUR ENGLISH BOARDING SCHOOL BHADRAPU	54.6	50.7	46.1	46.7	48.9	52.8	53	53	6	32	7	0	45	0	8	35.02
PANCHTHAR	02007	2	NAYA NAMUNA MA VI PHIDIM BAZAR	49.2	54.9	52.2	35.8	55	52.8	67	67	3	40	16	0	59	0	8	34.93
OKHALDHUNG	13002	1	BARUNESHWAR UCHHA MA VI RAMPUR	42.2	58.4	63.9	26.7	45.1	37.9	48	48	0	25	18	1	44	0	4	34.72
SUNSARI	10080	2	MERRYLAND ENGLISH BOARDING SCHOOL DHA	53.6	54.7	60	44.5	39.2	50	48	48	1	31	10	0	42	0	6	34.53
JHAPA	04184	2	VIDHYODAYA SHISHU SADAN GAURADHA 8 JH	43.9	50.4	63.5	32.4	38.6	43.6	47	47	3	21	18	0	42	0	5	34.47
SUNSARI	10025	2	BOARDING MA VI ITAHARI	48	48.2	50.9	40.9	62.6	53.9	65	65	0	43	14	0	57	0	8	34.27
JHAPA	04116	1	DIVYAJYOTI MA VI RAJGADH	46.3	47.8	52.8	36.1	48.7	40.9	49	49	4	20	19	0	43	0	6	33.60
JHAPA	04111	2	BIRAT JYOTI ENGLISH BOARDING SECONDARY S	56.9	51.9	56	35.3	49.8	46.4	63	63	2	38	13	0	53	0	10	32.44
SIRHAHA	16060	2	ARUNODAYA AWASIYA MA VI MIRCHAIYA	39.6	50.8	49.1	41.7	42.1	39.7	46	46	1	19	20	0	40	0	6	31.63
MORANG	09027	2	SUNGABHA AWASIYA MA VI URLABARI-4	44.8	50.3	54.4	38.4	44.3	35.6	68	68	0	31	23	6	60	0	8	31.40
ILAM	03037	2	EVERLAND INTERNATIONAL ACADEMY FIKKAL	54.2	51.5	46.3	39.7	67.2	53.3	46	46	1	28	9	0	38	0	8	31.39
MORANG	09120	2	BHANU MEMORIAL ACADEMY RANGELI	50.9	57.6	52.7	31.1	53.4	42	57	57	3	31	13	0	47	0	10	31.38
JHAPA	04105	2	JYOTI ENGLISH BOARDING SCHOOL BUDHABARE	48.2	41.9	50.5	35.5	48.8	37.6	76	76	2	24	40	1	67	0	9	31.20
MORANG	09200	2	POLE STAR SECONDARY ENGLISH BOARDING SC	53.6	56.7	52.8	39	50.3	52.5	59	59	10	23	14	0	47	0	12	31.14
MORANG	09160	1	SHIKSHA NIKETAN MA VI MRIGOLIYA	32.3	44.3	46.7	33.3	37	41.6	53	53	1	10	37	0	48	0	5	31.06

**DETAILS OF MERITORIOUS SCHOOL ON THE BASIS OF SEM**  
(SCHOOL EVALUATION METHOD-SEM, CENTRAL REGION)

DISTRICT	SCODE	ST	SCHOOL	AVERAGE MARKS IN COMP. SUBJECTS						STUDENT		PASS						WLD	FLD	SEM
				ENG	NEP	MAT	SCI	SOC	HPE	TAP	TAPRD	DIS	FIR	SECTIR	PASS					
KATHMANDU	29296	2	THE EXCELSIOR AWASIYA MA VI , SWOYAMBH	65.1	72.5	93.2	66	76.8	55.3	84	84	77	7	0	0	84	0	0	58.7	
KATHMANDU	29670	2	VALLEY VIEW ENGLISH SCHOOL NEW BANESH	63.1	76.2	89.3	63.7	69.7	62	70	70	64	6	0	0	70	0	0	58.7	
KATHMANDU	29343	2	GYAN NIKETAN HIGHER SECONDARY SCHOOL	65.5	66.7	90.7	65.9	75.9	59.9	72	72	63	9	0	0	72	0	0	58.1	
DHADING	26047	2	DHADING BOARDING HIGHER SECONDARY SCH	62.3	69	91.4	60.4	69.9	66.1	55	55	46	9	0	0	55	0	0	57.5	
DHADING	26060	2	CHILDREN PARK SECONDARY BOARDING SCHC	64.3	67.8	89.9	60.7	72	64.7	43	43	35	8	0	0	43	0	0	57.2	
KATHMANDU	29795	2	REED MODEL SCHOOL, ICHANGU-6	65.4	67.2	88.1	58.4	72.1	59.8	49	49	39	10	0	0	49	0	0	56.9	
KATHMANDU	29173	2	BRIGHT FUTURE MA VI TINTHANA NAIKAP	63.3	70.4	87.6	63.8	74.8	60.8	88	88	70	18	0	0	88	0	0	56.9	
LALITPUR	32058	2	NIGHTINGALE INTERNATIONAL SECONDARY S	63.3	67.7	86.8	61.8	67.6	59.5	249	249	197	51	1	0	249	0	0	56.8	
KATHMANDU	29828	2	AWARENESS INTERNATIONAL ACADEMY SHAN	62.3	71	85.6	60	65.8	60.8	55	55	43	12	0	0	55	0	0	56.7	
KATHMANDU	29508	2	NOBEL ACADEMY MA VI NEW BANESHWOR	68.1	67.8	86	57.9	71.8	63.1	149	149	115	34	0	0	149	0	0	56.6	
KATHMANDU	29774	2	LOYALTY ACADEMY, MANDIKHATAR	65.1	61.4	89.6	63.8	66.8	56.3	57	57	41	16	0	0	57	0	0	55.8	
SINDHULI	19052	2	SURYODAYA ENGLISH SCHOOL RATAMATA	61.5	72.8	86.5	58.5	71.8	57.5	46	46	33	13	0	0	46	0	0	55.8	
KATHMANDU	29091	2	BUDHANILKANTHA BOARDING SCHOOL BUDH	65.4	66.3	84.6	55.3	72.9	64.4	123	123	93	28	1	0	122	0	1	55.7	
SINDHULI	19047	2	BHAGAWATI ENGLISH AWASIYA MA VI KAMA	63.4	74.3	86.6	59.6	69.1	57.1	56	56	39	17	0	0	56	0	0	55.4	
KAVREPALANCHO	27099	2	KATHMANDU UNIVERSITY HIGH SCHOOL CHAU	65.4	58.6	89.8	61	60.7	58.7	57	57	38	19	0	0	57	0	0	55.0	
BHAKTAPUR	28090	2	MODERN BOARDING HIGHER SECONDARY SCH	60.5	71.8	87.1	64	59.4	55	69	69	46	23	0	0	69	0	0	55.0	
RAUTAHAT	35050	2	SHREE MID REGIONAL POLICE BOARDING HIGH	61.5	68.1	85.1	51.5	61.6	62.4	67	66	43	23	0	0	66	0	0	54.8	
KATHMANDU	29790	2	MERIDIAN INTERNATIONAL SCHOOL BALUWA	63.2	67.2	85	57.8	68.3	54.2	138	138	94	43	0	0	137	0	1	54.7	
KATHMANDU	29210	2	ADARSHA ENGLISH MA VI MAIJUBAHAL CHAB	59.7	62.9	88.4	59.6	70.1	53.4	56	56	36	20	0	0	56	0	0	54.6	
KATHMANDU	29282	2	HOLY VISION HIGHER SECONDARY SCHOOL TA	61.9	66.9	90.5	60.7	64.1	57.9	75	75	48	27	0	0	75	0	0	54.6	
KATHMANDU	29228	2	UJJWAL SHISHU NIKETAN ACADEMY MA VI PA	61.9	60.7	82.9	55	55.7	64	49	48	30	18	0	0	48	0	0	54.4	
KATHMANDU	29384	2	OCCIDENTAL PUBLIC SCHOOL ANAMNAGAR	62.7	69.4	84.7	57.4	68.2	57.5	127	127	79	48	0	0	127	0	0	54.3	
KATHMANDU	29194	2	TRIYOG HIGHER SECONDARY SCHOOL, DHAPA	65.1	70.6	77.8	59.8	67.1	63.8	90	90	56	33	1	0	90	0	0	54.2	
KATHMANDU	29737	2	KMC SCHOOL, SHANKHAMUL BANESHWOR	64.1	71.3	78.9	54.5	66.3	63.5	124	124	80	43	0	0	123	0	1	54.1	
KATHMANDU	29110	2	LEARNING REALM INTERNATIONAL SCHOOL K	66.5	67.7	88.5	55.9	65.3	55	233	233	143	87	3	0	233	0	0	54.1	
KAVREPALANCHO	27008	2	NEPAL POLICE HIGHER SECONDARY BOARDING	64	64.8	88.7	58.8	59.6	57.6	139	139	84	54	1	0	139	0	0	54.0	
KATHMANDU	29626	2	REHDON HIGHER SECONDARY SCHOOL SAMAK	60.4	68.1	80.8	62.8	69.1	60	54	54	31	23	0	0	54	0	0	53.6	
KATHMANDU	29288	2	FLUORESCENT HIGHER SECONDARY SCHOOL, C	64.7	70.8	90	51.7	58.5	60.2	143	143	82	61	0	0	143	0	0	53.6	
KATHMANDU	29337	2	SHISHU NIKUNJA SECONDARY ENGLISH SCHOC	65.1	69.6	87	53.4	67	59.5	63	63	36	27	0	0	63	0	0	53.6	



**DETAILS OF MERITORIOUS SCHOOL ON THE BASIS OF SEM**  
(SCHOOL EVALUATION METHOD-SEM, CENTRAL REGION)

DISTRICT	SCODE	ST	SCHOOL	AVERAGE MARKS IN COMP. SUBJECTS						STUDENT		PASS					WLD	FLD	SEM
				ENG	NEP	MAT	SCI	SOC	HPE	TAP	TAPRD	DIS	FIR	SEC	TIR	PASS			
KAVREPALANCHO	27109	2	HIGHLAND ENGLISH SECONDARY BOARDING SCHOOL	65.8	53.9	89.2	60.3	58.3	55.3	44	44	25	19	0	0	44	0	0	53.5
KATHMANDU	29197	2	SWARNIM SCHOOL, DALLU AAWAS	65.8	64.2	86.5	61.8	61.3	55.3	71	71	40	31	0	0	71	0	0	53.5
KATHMANDU	29163	2	GYANKUNJA MA VI RABIBHAWAN	63.3	59.7	84	61.4	68.7	57.1	121	121	67	54	0	0	121	0	0	53.3
KATHMANDU	29092	2	SIDDHARTHA VANASTHALI INSTITUTE BALAJU	64.4	65.8	81.4	60.8	63.8	53.8	314	314	179	132	2	0	313	0	1	53.3
KATHMANDU	29034	2	V. S. NIKETAN HIGHER SECONDARY SCHOOL AL	61.9	62	78.6	61.3	62.4	55.3	245	243	141	97	4	0	242	0	1	53.2
KATHMANDU	29261	2	HINDU VIDYAPEETH NEPAL HIGHER SECONDARY	55.2	72.2	83.5	62.2	67.3	55.9	47	46	25	21	0	0	46	0	0	53.2
KATHMANDU	29589	2	THE CHANDBAGH SCHOOL BANSBARI	61.5	65.1	81.6	67.9	69.3	54.3	46	46	25	21	0	0	46	0	0	53.2
KATHMANDU	29935	2	VIDHYA SANSKAR SCHOOL, NEW BANESHWOR	65.9	64.4	81.6	53.6	77.5	54.9	66	66	40	25	0	0	65	0	1	53.1
KATHMANDU	29159	2	MANAKAMANA HIGHER SECONDARY SCHOOL,	62.1	69	84.9	60	60.4	59.4	86	86	45	41	0	0	86	0	0	52.8
BHAKTAPUR	28033	2	SOS HERMANN GMEINER HIGHER SECONDARY	63.6	69.5	83.9	58.3	68.2	54.6	77	77	47	26	3	0	76	0	1	52.8
KATHMANDU	29325	2	EAST-POLE HIGHER SECONDARY SCHOOL, JOR	63.2	69.2	76.9	60	68.8	50.1	110	110	58	51	1	0	110	0	0	52.8
LALITPUR	32057	2	GEMS (GRADED ENGLISH MEDIUM SCHOOL) SA	62.8	70.1	80.8	54.3	72	50.9	339	339	176	163	0	0	339	0	0	52.8
LALITPUR	32020	2	ADARSHA VIDYA MANDIR MA VI MANBHAWAN	61.5	65	78.4	59	66.3	61.9	222	222	115	106	0	0	221	0	1	52.5
KATHMANDU	29496	2	INNOVATIVE ENGLISH SCHOOL, SHANKHAMUL	63.3	63.8	77.4	56.9	69.8	57	71	71	41	27	2	0	70	0	1	52.4
KATHMANDU	29030	2	BABA BOARDING MA VI CHABHIL	62.4	61	79.6	60.4	63.2	55.4	61	61	30	31	0	0	61	0	0	52.4
LALITPUR	32109	2	RATO BANGALA SCHOOL PATANDHOKA	63.2	65.5	79.3	54.7	69.7	58.8	60	60	30	29	1	0	60	0	0	52.3
BHAKTAPUR	28104	2	MARIGOLD ENGLISH BOARDING SCHOOL BALK	65.6	65.9	85.7	60.2	67	57.6	56	56	27	29	0	0	56	0	0	52.2
KATHMANDU	29151	2	ARUNIMA HIGHER SECONDARY SCHOOL, BOUD	61.5	61.6	85.1	58.7	62	52.5	196	196	100	92	3	0	195	0	1	52.1
LALITPUR	32022	2	ST. MARY'S MA VI JAWALAKHEL	62	67.4	81.2	56.6	71.6	63.5	183	183	96	85	0	0	181	0	2	52.1
KATHMANDU	30039	2	SOUTHWESTERN SCHOOL, GONGABU-7	62.7	68.6	81.6	60.5	65	54.2	81	81	43	37	0	0	80	0	1	52.1
BHAKTAPUR	28038	2	ADARSHA JANAPREMI ENGLISH MA VI KAUSHA	61.7	58.4	83.3	53.4	70.1	57.7	45	45	21	24	0	0	45	0	0	52.0
BHAKTAPUR	28040	2	SAINIK AWASIYA MAHAVIDHYALAYA, SALLAG	65.1	64.7	80.7	59.2	62	58	291	291	137	152	2	0	291	0	0	52.0
KATHMANDU	29758	2	GREENFIELD NATIONAL SCHOOL, SITAPAILA	62	57.8	82.8	60.2	62.1	57.2	52	52	24	28	0	0	52	0	0	51.9
BHAKTAPUR	28067	2	OM GYAN MANDIR SCHOOL LOHAKILTHALI	62.6	68.3	83.2	52.2	60.9	55.6	45	45	21	23	1	0	45	0	0	51.8
KATHMANDU	29655	2	AAKASH DEEP ENGLISH SECONDARY SCHOOL J	64.6	61.4	79.1	50.2	74.9	56.5	66	66	31	33	2	0	66	0	0	51.7
BHAKTAPUR	28091	2	GLAD STONE ACADEMY THIMI	62.4	65.2	79.3	52.5	68.6	56.1	72	72	32	40	0	0	72	0	0	51.7
KATHMANDU	29358	2	CHANDIKASWORI ENGLISH AWASIYA MA VI SU	60.1	65.5	73.9	49	78	60.7	59	59	26	33	0	0	59	0	0	51.6
KATHMANDU	29312	2	MOUNT EVEREST SECONDARY SCHOOL DANCH	60.3	65.1	79.6	57.4	67.3	55.3	53	53	24	28	1	0	53	0	0	51.6
KATHMANDU	29511	2	KANJIROWA NATIONAL SCHOOL, KOTESHWOR	59.6	65.7	80.9	49.2	73.5	59.7	55	55	24	31	0	0	55	0	0	51.5

**DETAILS OF MERITORIOUS SCHOOL ON THE BASIS OF SEM**  
(SCHOOL EVALUATION METHOD-SEM, CENTRAL REGION)

DISTRICT	SCODE	ST	SCHOOL	AVERAGE MARKS IN COMP. SUBJECTS						STUDENT		PASS					WLD	FLD	SEM
				ENG	NEP	MAT	SCI	SOC	HPE	TAP	TAPRD	DIS	FIR	SEC	TIR	PASS			
KATHMANDU	29531	2	ROSE BUD SCHOOL BUDDHA NAGAR	59.5	68.5	76.8	47.9	75.7	57.8	97	97	43	53	1	0	97	0	0	51.5
KATHMANDU	29014	2	N.K. SINGH MEMORIAL ENGLISH PREPARATORY	64.6	65.2	73.7	53.1	63.8	49	104	103	45	57	1	0	103	0	0	51.4
KATHMANDU	29822	2	NEXUS INTERNATIONAL ACADEMY SINAMANG	61.3	71.8	74.5	53.2	68.2	59	56	56	24	32	0	0	56	0	0	51.4
KATHMANDU	29427	2	THANKOT ENGLISH SCHOOL THANKOT	62.1	63	76.4	60	63.7	56.1	48	48	21	26	1	0	48	0	0	51.3
BHAKTAPUR	28099	2	BRIGHT STAR ENGLISH SCHOOL RAM MANDIR	59.7	66.5	78.7	53.4	64.6	48.9	56	56	25	29	2	0	56	0	0	51.3
KATHMANDU	29113	2	GALAXY PUBLIC MA VI GYANESWAR	61.8	66.2	81	58.8	61.5	54.8	187	187	109	71	0	0	180	0	7	51.2
CHITWAN	34113	2	LITTLE FLOWER SCHOOL NARAYANGARH	57	61.9	84.4	54.2	55.7	58.2	76	76	31	45	0	0	76	0	0	51.1
DHANUSHA	20047	2	SIDDHARTHA SHISHUSADAN BOARDING MA VI	57.5	58.8	86	51.5	60.5	54.6	131	130	57	71	1	0	129	0	1	51.0
KATHMANDU	29910	2	PATHSALA NEPAL FOUNDATION, NEW BANESH	63.7	68	77.6	51.5	61.9	61.8	59	58	23	35	0	0	58	0	0	50.9
KATHMANDU	29813	2	NEPAL POLICE SCHOOL SAMAKHUSHI	57.9	62.8	83.6	61.4	52.6	59	52	52	21	30	1	0	52	0	0	50.8
DOLAKHA	17041	2	THE RISING STAR ENGLISH BOARDING SCHOOL	62	67.6	78.4	51.3	64.2	59.4	44	44	17	27	0	0	44	0	0	50.8
KATHMANDU	29405	2	SATHYA SAI SHIKSHA SADAN TOKHA	62.6	77.2	77.8	57	59.9	53.5	45	45	18	26	1	0	45	0	0	50.7
BHAKTAPUR	28043	2	EVEREST ENGLISH SCHOOL BHAKTAPUR-15 MI	63.6	68.3	72.8	55	70.3	55.3	115	114	48	65	0	0	113	0	1	50.7
BHAKTAPUR	28086	2	VINAYAK SHIKSHA NIKETAN ENGLISH SCHOOL	62.5	62.6	80	55.5	71.8	59.1	82	82	37	42	2	0	81	0	1	50.7
KATHMANDU	29115	2	PUSHPA SADAN BOARDING HIGH SCHOOL KIRT	60.8	65	73.9	52.5	60.7	63.8	112	112	42	70	0	0	112	0	0	50.6
KAVREPALANCHO	27121	2	KAVRE ENGLISH HIGHER SECONDARY SCHOOL	63.4	62.8	84.7	59.3	59.4	48.5	46	46	17	29	0	0	46	0	0	50.5
KATHMANDU	29470	2	HIM RASHMI HIGH SCHOOL MANAMAJU DAND	57.3	63.3	81.8	53	59.5	59.8	68	68	25	43	0	0	68	0	0	50.5
KATHMANDU	29344	2	KULESHWOR AWASH SCHOOL KULESHWOR	57.6	59.2	72.5	49.6	69.1	53.8	54	53	20	32	1	0	53	0	0	50.4
KATHMANDU	29180	2	THE NEW SUMMIT ENGLISH BOARDING SCHOOL	60.4	67.6	78.3	58.5	60.9	51.2	86	86	37	46	2	0	85	0	1	50.4
LALITPUR	32240	2	SHANGRI-LA INTERNATIONAL SCHOOL CHAPAC	57.7	67.1	79.2	53.1	66.3	49.6	50	50	18	32	0	0	50	0	0	50.4
KATHMANDU	29734	2	DAFFODIL BOARDING SCHOOL,SARASWATI NA	60.8	63	75.2	50.5	59.8	58	63	63	24	37	2	0	63	0	0	50.4
KATHMANDU	29499	2	HIMSHIKHAR BOARDING SCHOOL	60.7	68.1	79	54.3	62.9	54.7	45	45	16	29	0	0	45	0	0	50.3
LALITPUR	32206	2	UNITED SCHOOL SATDOBATO	59.1	68.5	67.6	50.5	65.6	58.1	110	110	39	71	0	0	110	0	0	50.3
KATHMANDU	29564	2	BIJESHWORI GYAN MANDIR SAINIK MAHAVIDY	65.5	65.3	73.8	62.8	67.6	49.4	68	68	24	44	0	0	68	0	0	50.3
KATHMANDU	29731	2	PROGRESSIVE ENGLISH PREPARATORY SCHOOL	58.7	61.1	71.6	57.1	65.8	54.6	57	57	20	37	0	0	57	0	0	50.3
KATHMANDU	29627	2	BRIGHT ANGELS SCHOOL THANKOT	62	64.4	73	53.6	65.7	57.3	43	43	15	28	0	0	43	0	0	50.2
CHITWAN	34059	2	SUNRISE ENGLISH SCHOOL BHARATPUR	56.3	64.8	80.1	53.9	54.8	57.2	174	174	61	112	1	0	174	0	0	50.2
KATHMANDU	29077	2	WHITEFIELD HIGHER SECONDARY SCHOOL CHH	62.6	60.8	80.6	46.1	67	64.1	74	74	30	43	0	0	73	0	1	50.2
KATHMANDU	29320	2	GREENLAND INTERNATIONAL BOARDING SCHC	62.1	68.6	76.9	51.5	56.9	48.1	74	73	28	41	4	0	73	0	0	50.1

**DETAILS OF MERITORIOUS SCHOOL ON THE BASIS OF SEM**  
(SCHOOL EVALUATION METHOD-SEM, CENTRAL REGION)

DISTRICT	SCODE	ST	SCHOOL	AVERAGE MARKS IN COMP. SUBJECTS						STUDENT		PASS					WLD	FLD	SEM
				ENG	NEP	MAT	SCI	SOC	HPE	TAP	TAPRD	DIS	FIR	SEC	TIR	PASS			
KATHMANDU	29244	2	UNIVERSAL ENGLISH BOARDING HIGH SCHOOL	57.4	55.6	84.5	51.4	58.4	52.8	49	49	19	27	3	0	49	0	0	50.1
BARA	36076	2	BRIGHTER ACADEMY SIMARA	61.4	73.1	83.8	51.5	53.4	57.6	44	44	15	29	0	0	44	0	0	50.1
KATHMANDU	29523	2	VINAYAK SHANTI NIKETAN SECONDARY SCHOOL	60.2	68.7	84.7	53.9	53	54	59	59	20	39	0	0	59	0	0	50.1
KATHMANDU	29202	2	WEST POINT HIGH SCHOOL THANKOT	58.6	61.7	80.3	57	62.7	50.9	115	115	40	73	2	0	115	0	0	50.0
KATHMANDU	29088	2	LABORATORY MA VI KIRTIPUR	62	62.9	74.3	52.4	59.2	63	60	60	20	40	0	0	60	0	0	50.0
BHAKTAPUR	28041	2	VIDHYA VIKASH AWASIYA MA VI JAGATI	59.7	67.3	78.3	54.2	71.7	51.9	54	54	18	36	0	0	54	0	0	50.0
KATHMANDU	29528	2	RARAHIL MEMORIAL SCHOOL KIRTIPUR	62	62.5	76.7	54.8	45.5	54.7	46	45	15	30	0	0	45	0	0	50.0
KATHMANDU	29811	2	GLOBAL PUBLIC SCHOOL MANOHARBASTI	61.4	70.7	79.1	50.5	55.6	61.1	48	48	16	32	0	0	48	0	0	50.0
KATHMANDU	29170	2	RHODODENDRON INTERNATIONAL BOARDING	60.6	54.7	85.4	55.3	54.8	50.8	49	49	16	33	0	0	49	0	0	49.9
KATHMANDU	29435	2	MINILAND ENGLISH HIGH SCHOOL DANCHHI TH	58.6	64.5	73.3	62.1	68.1	56.1	48	48	20	27	0	0	47	0	1	49.8
KATHMANDU	29574	2	MANASALU PUBLIC HIGH SCHOOL NAYABAZAR	54.4	64.5	86	55.6	57	56	69	69	23	45	1	0	69	0	0	49.8
LALITPUR	32021	2	ST. XAVIER'S MA VI JAWALAKHEL	61.3	62.4	80.9	56	62.1	62.6	227	227	82	141	2	0	225	0	2	49.7
KATHMANDU	29105	2	BRIHASPATI VIDHYASADAN MA VI NAXAL	58.6	64.2	80.5	53.8	67	58.4	116	116	44	67	4	0	115	0	1	49.7
KATHMANDU	29271	2	PARAGON PUBLIC MA VI BATTISPUTALI	61.6	68.2	75.7	48.5	70.7	55.5	164	164	82	71	5	0	158	0	6	49.7
LALITPUR	32092	2	SHUVATARA SCHOOL SANEPA	58.4	63.7	76.6	47.9	59.3	55.8	114	114	39	70	5	0	114	0	0	49.6
KATHMANDU	29520	2	PINNACLE SCHOLARS ACADEMY MA VI	58.3	64.9	75.8	53.6	63.1	49.2	50	50	16	33	1	0	50	0	0	49.6
KAVREPALANCHOK	27048	2	KABHRE HIGHER SECONDARY SCHOOL, BANEP	63.6	72.8	81.6	54	53.1	58.7	82	82	34	46	0	0	80	0	2	49.6
KATHMANDU	29715	2	MARVELLOUS ENGLISH BOARDING SCHOOL GH	59.9	66.4	81.2	57.4	61.6	44.3	46	46	16	27	3	0	46	0	0	49.5
LALITPUR	32047	2	LITTLE ANGELS MA VI HATTIBAN	60.9	58.5	71.3	52.3	66	59.6	527	527	181	321	23	0	525	0	2	49.4
KATHMANDU	29640	2	ASIAN PUBLIC SCHOOL ANAMNAGAR	58.9	67.7	77.3	55.3	63.2	49.8	76	76	35	34	5	0	74	0	2	49.4
KATHMANDU	29541	2	DIVYA GYAN ENGLISH BOARDING HIGH SCHOOL	58.9	51.4	80.1	52.8	67.8	55.6	48	48	14	34	0	0	48	0	0	49.4
BHAKTAPUR	28045	2	GENUINE SECONDARY SCHOOL METHIBARI	61.4	66.6	70.9	51.4	63.7	56.1	67	67	21	44	2	0	67	0	0	49.4
KATHMANDU	29673	2	NATIONAL MODEL ENGLISH SCHOOL BALAJU-1	57.3	61	74.5	58.5	67.7	53.2	46	46	14	31	1	0	46	0	0	49.3
KATHMANDU	29114	2	MAHA MANJUSHREE MA VI SWOYAMBHU	64.3	63	83.2	56	69.4	57	53	53	24	27	0	0	51	0	2	49.2
KATHMANDU	29552	2	GREENWICH ACADEMY KOTESHWOR	59.8	66.1	76.5	50.7	65.7	56.8	57	57	16	41	0	0	57	0	0	49.2
KATHMANDU	29450	2	LITTLE BUDDHA'S ACADEMY SWAYAMBHU	58.8	51.8	85.6	51.2	65.2	52.1	44	44	13	30	1	0	44	0	0	49.2
DHANUSHA	20054	2	NEW ENGLISH BOARDING SCHOOL JANAKPURD	57.6	60.5	78.3	55.5	65	49.9	97	95	37	53	3	0	93	0	2	49.1
KATHMANDU	29513	2	SHANGRILA PUBLIC SCHOOL JORPATI	56.3	58.8	69.2	53.4	66.5	48.1	81	80	23	55	2	0	80	0	0	49.0
KATHMANDU	29533	2	THE SKYLARK ENGLISH SCHOOL DHAPASI	60.7	60.8	72.2	54.7	60.2	61.1	44	44	17	25	1	0	43	0	1	49.0

**DETAILS OF MERITORIOUS SCHOOL ON THE BASIS OF SEM**  
(SCHOOL EVALUATION METHOD-SEM, CENTRAL REGION)

DISTRICT	SCODE	ST	SCHOOL	AVERAGE MARKS IN COMP. SUBJECTS						STUDENT		PASS					WLD	FLD	SEM
				ENG	NEP	MAT	SCI	SOC	HPE	TAP	TAPRD	DIS	FIR	SEC	TIR	PASS			
CHITWAN	34088	2	VALMIKI SHIKSHA SADAN BAIDIKNAGAR	55.9	60.7	81.3	53.6	53.8	53.6	126	126	41	75	10	0	126	0	0	49.0
KATHMANDU	29800	2	COSMIC INTERNATIONAL ACADEMY KOTESHW	60.1	64.3	71.3	48.2	60.5	54.1	53	53	14	39	0	0	53	0	0	49.0
KATHMANDU	29845	2	NATIONAL UNITED SCHOOL HATTIGAUNDA	63.3	67.6	80	55.4	57.9	50	53	53	14	39	0	0	53	0	0	49.0
LALITPUR	32032	2	LALITPUR SECONDARY BOARDING SCHOOL	56.6	66.1	69.9	57.4	62.8	52.7	78	78	28	45	4	0	77	0	1	48.9
SARLAHI	22059	2	LALIGURANS ACADEMY ISHWORPUR	59.1	61.3	89	48.7	51.4	57.7	43	43	11	32	0	0	43	0	0	48.8
KATHMANDU	29369	2	RELIANCE INTERNATIONAL ACADEMY KAPAN	56.8	57.5	79.9	56	64.2	49.9	114	114	34	78	1	0	113	0	1	48.8
LALITPUR	32063	2	BALDEEKSHA SADAN MA VI SAUGAL	60.4	65.7	73.8	49.4	67.2	50.5	82	82	22	58	2	0	82	0	0	48.8
MAKWANPUR	33069	2	BAL JAGRITI ENGLISH SCHOOL, SIDDARTHA PA	55	64.9	78.4	49.1	57.2	54.9	71	71	19	50	2	0	71	0	0	48.7
KATHMANDU	29537	2	GREEN KANTIPUR PUBLIC SCHOOL SWOYAMBH	56.9	55.3	68.9	52.5	67.5	52.8	51	51	14	35	2	0	51	0	0	48.7
LALITPUR	32191	2	NATIONAL CHILDREN SCHOOL KANIBAHAL	60.7	66.8	70.2	53.7	69.3	49.9	49	49	12	37	0	0	49	0	0	48.7
SARLAHI	22073	2	MOONLIGHT ENGLISH SCHOOL BARAHATHAWA	55.8	58.2	73.4	50.1	66.7	49.5	54	54	13	41	0	0	54	0	0	48.6
KATHMANDU	29230	2	HILL TOWN INTERNATIONAL SCHOOL KIRTIPUR	57.9	64.7	76.4	60.5	60.7	50.8	54	54	13	41	0	0	54	0	0	48.6
SARLAHI	22061	2	KALPAVRIKSHA SECONDARY SCHOOL BARAHA	57.8	57.5	73.5	45.3	60.1	58.4	79	79	25	46	8	0	79	0	0	48.6
BHAKTAPUR	28092	2	SUPREME ACADEMY THIMI	57.7	59	79.4	48.3	56	53.6	46	46	15	25	6	0	46	0	0	48.4
KATHMANDU	29260	2	DAFFODIL PUBLIC MA VI BATTISPUTALI	62.3	66.2	75.7	45.6	60.9	55.6	75	75	27	44	2	0	73	0	2	48.3
BHAKTAPUR	28106	2	BAL BIKAS ENGLISH SECONDARY SCHOOL	58.4	62.5	77.1	52	60.3	52.6	45	45	15	27	2	0	44	0	1	48.0
KATHMANDU	29166	2	SHANTI ADARSHA MA VI JORPATI	60.4	63.7	78.6	56.5	55	57.3	44	44	14	28	1	0	43	0	1	48.0
MAKWANPUR	33059	2	GYANDEEP SHIKSHA (G.S.) NIKETAN MA VI HET	54.5	65.1	73.3	55	62.9	52.8	87	87	24	54	9	0	87	0	0	48.0
KATHMANDU	29442	2	BAL BIKAS BOARDING HIGH SCHOOL BUDHANI	55.6	62.2	67.7	57.5	64	48.6	43	43	9	33	1	0	43	0	0	47.9
SARLAHI	22051	2	SUNRISE SECONDARY ENGLISH BOARDING SCH	58.1	59	80.7	53.6	50.7	48.9	64	64	13	50	1	0	64	0	0	47.9
KATHMANDU	29482	2	JOSEPH HIGH SCHOOL, KAPAN-3, MILANCHOCK	59.5	61.2	65.7	50	70.9	61.7	145	145	53	82	5	0	140	0	5	47.8
KATHMANDU	29020	2	BAGMATI BOARDING HIGHER SECONDARY SCH	59	67.8	71	47.8	72.1	54.4	105	104	40	56	4	0	100	0	4	47.7
KATHMANDU	29280	2	MANJARI SECONDARY SCHOOL, KHADKA BHAI	53.7	53.7	61	46.2	68.8	56.7	43	43	10	30	3	0	43	0	0	47.7
LALITPUR	32123	2	I J PIONEER MA VI MAHALAXMISTHAN	55.4	67	72.5	54.5	66.4	50.6	50	50	18	30	0	0	48	0	2	47.7
KATHMANDU	29787	2	NEW HORIZON ACADEMY, MACHCHHEGAUN	61.1	62.9	69	52.3	48.6	57.4	50	50	9	41	0	0	50	0	0	47.7
LALITPUR	32233	2	NEPAL DON BOSCO SCHOOL SIDDHIPUR	55.2	62.7	74	52.1	60.8	54.6	60	60	13	44	3	0	60	0	0	47.7
BHAKTAPUR	28164	2	SAMATA SECONDARY SCHOOL KAMALBINAYA	57.7	65	68.9	51.9	60.3	52.6	73	73	13	60	0	0	73	0	0	47.7
KATHMANDU	29635	2	NEW ZENITH ENGLISH MODEL SCHOOL BHURU	60.9	59.6	71.5	51.9	59.2	47.3	51	50	14	34	1	0	49	0	1	47.6
KAVREPALANCHO	27104	2	MALPI INTERNATIONAL HIGHER SECONDARY S	64.2	58.3	68.7	58	60.5	45	62	62	13	46	3	0	62	0	0	47.6

**DETAILS OF MERITORIOUS SCHOOL ON THE BASIS OF SEM**  
(SCHOOL EVALUATION METHOD-SEM, CENTRAL REGION)

DISTRICT	SCODE	ST	SCHOOL	AVERAGE MARKS IN COMP. SUBJECTS						STUDENT		PASS					WLD	FLD	SEM
				ENG	NEP	MAT	SCI	SOC	HPE	TAP	TAPRD	DIS	FIR	SECT	TIR	PASS			
PARSA	37082	2	KADAMBARI ACADEMY BIRGUNJ	52.9	55.8	76.8	50.7	54.7	41.4	49	48	9	38	1	0	48	0	0	47.6
BHAKTAPUR	28058	2	NAULO JYOTI ENGLISH SCHOOL THIMI	59.4	58.7	71.2	54.7	67	52.5	59	59	16	40	2	0	58	0	1	47.5
KAVREPALANCHO	27119	2	EVEREST ACADEMY BANEPA	59.5	60	88.9	52.5	50.5	50	43	43	8	34	1	0	43	0	0	47.5
CHITWAN	34086	2	VIDDYA BIKASH ENGLISH BOARDING SCHOOL	54.9	61.4	76.5	44.3	59.8	56.8	66	66	23	37	4	0	64	0	2	47.5
LALITPUR	32116	2	D A V SUSHIL KEDIA VISHWA BHARATI JAWALA	56.9	68.4	71.4	50.7	69.8	53.8	143	143	50	82	6	0	138	0	5	47.4
KATHMANDU	29688	2	SAMATA SHIKSHYA NIKETAN S SCHOOL	53.2	59.5	78.5	49.7	63.2	54.7	306	303	52	249	1	0	302	0	0	47.4
KATHMANDU	29440	2	MOUNT GLORY ENGLISH BOARDING HIGH SCH	56	65.3	68.1	43	69.6	53.6	67	67	18	44	4	0	66	0	1	47.4
LALITPUR	32086	2	IDEAL MODEL SCHOOL JAWALAKHEL	59.5	62.5	66.7	51.6	61	52.2	111	111	30	74	5	0	109	0	2	47.3
KATHMANDU	29329	2	SARASWATI HIGHER SECONDARY SCHOOL, JOR	51.8	67.9	70.3	58	59.7	54	70	70	16	52	1	0	69	0	1	47.3
SINDHULI	19048	2	SIDDHASTHALI ENGLISH AWASIYA MA VI SIND	57.6	71.2	74.7	43.9	57.2	58.1	101	101	20	80	0	0	100	0	1	47.3
MAKWANPUR	33056	2	HETAUDA ACADEMY HETAUDA MAKAWANPUR	56	63.2	76.6	48.6	56.5	50.5	67	67	13	50	4	0	67	0	0	47.2
KATHMANDU	29354	2	BAJRAYOGINEE ENGLISH SCHOOL SALAMBUTA	59.3	57.6	79	50.5	55.1	52.4	48	48	13	32	2	0	47	0	1	47.2
LALITPUR	32124	2	SURYODAYA SAI SECONDARY SCHOOL IMADOI	57.9	58.9	68.2	47.2	61.9	62.6	47	47	12	33	1	0	46	0	1	47.2
KAVREPALANCHO	27078	2	GOLDEN FUTURE HIGHER SECONDARY SCHOOL	56.1	69.5	77.4	46.7	54.2	49.7	61	61	20	36	3	0	59	0	2	47.2
SINDHULI	19049	2	JANATA ENGLISH AWASIYA MA VI RATAMATA	57.4	65.6	76.7	38.9	53.1	52.5	46	46	8	36	2	0	46	0	0	47.1
CHITWAN	34066	2	SKYRIDER SECONDARY ENGLISH BOARDING SC	57.7	62.7	69.6	52.5	58.3	59	178	178	49	107	20	0	176	0	2	47.1
DHANUSHA	20063	2	DAFFODILS PUBLIC SCHOOL VIDYAPATICHOWK	61.3	64.4	65	47.7	53.9	51.5	50	50	10	36	4	0	50	0	0	47.1
KATHMANDU	29206	2	KATHMANDU INTERNATIONAL SCHOOL MITRA	56.6	61.7	68.8	49.3	62.5	55.8	61	60	15	41	3	0	59	0	1	47.1
KATHMANDU	29117	2	HOLY GARDEN BOARDING HIGH SCHOOL RING	59.8	57.3	73.4	43.9	62.4	47.2	65	64	11	50	3	0	64	0	0	47.1
KATHMANDU	29434	2	EVERGREEN ENGLISH SCHOOL SANKHU	58.1	62.9	78.4	49.2	60.4	50.9	55	55	15	35	4	0	54	0	1	47.0
KAVREPALANCHO	27088	2	VIDHYA SAGAR ENGLISH MA VI BHOLAKHA BA	54.7	69.4	75.6	51.3	56.7	43.9	100	100	26	67	5	0	98	0	2	47.0
SARLAHI	22063	2	GYAN JYOTI AWASIYA VIDHYALAYA, HARION-	58.8	60.8	71.3	50.8	66.6	44.6	44	44	8	33	3	0	44	0	0	47.0
BHAKTAPUR	28074	2	NYATAPOLA AWASIYA MA VI MOOLDHOKA	58.9	64.3	74.8	52.8	47.4	57.4	48	48	10	33	5	0	48	0	0	47.0
KATHMANDU	29266	2	NEW ARUNODAYA ENGLISH SCHOOL BIJESHW	62.1	58.6	73.4	56.3	70.8	50.4	70	70	18	50	0	0	68	0	2	46.9
KATHMANDU	29526	2	BABYLON NATIONAL SCHOOL SHANTINAGAR	61.3	62.9	78	51	56	53.4	45	45	12	29	3	0	44	0	1	46.7
BARA	36029	2	BHARAT BABA ENGLISH SECONDARY BOARDIN	60.8	56.8	84.9	56.8	52.8	51.5	45	45	6	38	1	0	45	0	0	46.7
CHITWAN	34065	2	PRERANA ENGLISH BOARDING SCHOOL BHARA	56.6	60	78.5	48.4	54.1	54.7	75	75	22	45	6	0	73	0	2	46.7
SARLAHI	22039	2	EVEREST SECONDARY ACADEMY JABDI-8	62.8	58.8	81.3	58.5	53.3	45.8	59	59	8	49	2	0	59	0	0	46.7
PARSA	37022	2	GAUTAM ENGLISH MA VI BIRGUNJ	54.6	56.3	75.6	48.9	58.8	54.1	170	169	34	124	9	0	167	0	2	46.6

**DETAILS OF MERITORIOUS SCHOOL ON THE BASIS OF SEM**  
(SCHOOL EVALUATION METHOD-SEM, CENTRAL REGION)

DISTRICT	SCODE	ST	SCHOOL	AVERAGE MARKS IN COMP. SUBJECTS						STUDENT		PASS					WLD	FLD	SEM
				ENG	NEP	MAT	SCI	SOC	HPE	TAP	TAPRD	DIS	FIR	SEC	TIR	PASS			
KATHMANDU	29350	2	ETERNAL LIGHT HIGHER SECONDARY SCHOOL,	59.3	59.7	76.8	39.9	66.1	57.8	58	58	19	32	5	0	56	0	2	46.6
KATHMANDU	29543	2	UNIVERSAL COLLEGE PREPARATORY SCHOOL	59.2	61.5	70.6	50.7	62.4	51.2	47	47	10	35	1	0	46	0	1	46.5
CHITWAN	34128	2	AROMA ENGLISH SCHOOL BHARATPUR	57.3	60.4	72.4	55.6	51	57.6	63	63	24	30	6	0	60	0	3	46.4
CHITWAN	34081	2	SIDDHARTHA ENGLISH SECONDARY BOARDING	51.7	64.1	78.3	50.1	51.1	55.5	69	69	8	59	2	0	69	0	0	46.4
KATHMANDU	29259	2	LORD BUDDHA SECONDARY SCHOOL BOUDHA	50.7	64.1	65.5	52.6	53.1	46.9	46	45	5	38	2	0	45	0	0	46.2
KATHMANDU	29137	2	NAVA JYOTI ENGLISH SECONDARY SCHOOL KO	61.6	61.5	68.1	48.9	63.5	48.6	56	56	17	32	5	0	54	0	2	46.1
BHAKTAPUR	28113	2	PARAGON ACADEMY,KAMALBINAYAK-3	56.3	62.9	65.5	51.2	59.5	50.8	55	55	12	37	5	0	54	0	1	46.0
CHITWAN	34184	2	SMALL HEAVEN MODEL SCHOOL, BHARATPUR-	54.2	56.7	70.1	45.2	53.9	52.6	118	118	26	78	12	0	116	0	2	46.0
PARSA	37029	2	G H P SCHOOL SHREEPUR BIRGUNJ	54.8	51.1	70.8	52.4	63.8	51.6	123	123	14	101	8	0	123	0	0	46.0
KATHMANDU	29752	2	HIMALAYA BOARDING SCHOOL, BUDHANILKAN	54.6	58.1	65.5	48.7	71.5	55.2	51	51	9	39	2	0	50	0	1	45.9
CHITWAN	34072	2	GRANDEE ENGLISH BOARDING SCHOOL RAMPU	52.9	61.6	73.7	50.3	51.6	47	81	81	13	57	11	0	81	0	0	45.9
NUWAKOT	25028	2	PIONEER ENGLISH MA VI TUPCHHE	59	64.5	77.3	48.7	57.6	43.3	43	43	7	35	0	0	42	0	1	45.9
SARLAHI	22054	2	JAYCEES ENGLISH SECONDARY BOARDING SCH	53.3	55.4	74.5	56.5	64.8	57.7	62	62	5	55	2	0	62	0	0	45.8
DHANUSHA	20058	2	MOTHER TERESA PUBLIC SCHOOL JANAKPURD	57	54.9	72.8	48	55.3	45.9	74	74	9	58	7	0	74	0	0	45.8
KATHMANDU	29593	1	YUBA SAHAVAGITA SECONDARY SCHOOL SITA	47.9	60.5	72.8	42.5	58.6	52.5	45	45	3	41	1	0	45	0	0	45.8
LALITPUR	32192	2	SHAHID DHARMA BHAKTA SCHOOL NAKHHU	56.3	64	69.3	49.1	63.2	54	58	58	8	48	1	0	57	0	1	45.7
KATHMANDU	29339	2	TRI JYOTI ENGLISH MA VI KAPAN	58.3	54.2	65.9	50.9	71.3	63.7	53	53	10	38	4	0	52	0	1	45.7
KATHMANDU	29140	2	KATHMANDU VALLEY SCHOOL MAHARAJGUNJ	56.4	52	69.4	44.8	66.4	45.3	43	43	5	34	4	0	43	0	0	45.7
NUWAKOT	25087	2	STAR ENGLISH BOARDING SCHOOL BAGHTAR	56.9	57.8	76.1	49	63.2	46.2	47	47	5	38	4	0	47	0	0	45.6
DHADING	26089	2	MUNAL ACADEMY GAJURI	54.3	62.6	65.9	41.1	55	57.8	45	45	10	29	5	0	44	0	1	45.6
KATHMANDU	29125	2	PANGA MA VI SAHIDPATH PANGA	60.2	57.2	60.6	49.4	40.7	54.8	47	47	7	38	1	0	46	0	1	45.6
BHAKTAPUR	28061	2	MOUNT VALLEY ENGLISH SCHOOL KWATHAND	59	57.8	70.2	50.7	56.6	54.5	60	60	9	46	4	0	59	0	1	45.4
KATHMANDU	29802	2	EVER VISION SCHOOL MATATIRTHA	52.1	60.8	66.1	44.9	55.1	45.7	71	71	10	55	5	0	70	0	1	45.4
PARSA	37049	2	ALPINE ENGLISH BOARDING SCHOOL TEJARATI	55.4	60.9	73.7	43.9	63.6	43.3	45	45	7	30	8	0	45	0	0	45.3
CHITWAN	34061	2	DAISY ENGLISH BOARDING HIGHER SECONDAR	51.2	54.8	68.3	49.3	57.8	50.8	138	138	25	93	18	0	136	0	2	45.3
MAKWANPUR	33048	2	GYANODAYA BAL BATIKA ACADEMY MA VI SA	55.6	61.5	72	43.6	53.5	53	51	51	7	40	3	0	50	0	1	45.1
MAKWANPUR	33039	2	TULASI MEHAR MEMORIAL ENGLISH AWASIYA	52.5	63.5	69	47.8	55.1	52.5	47	47	6	38	2	0	46	0	1	45.0
KAVREPALANCHO	27116	2	LALI GURANS ENGLISH BOARDING SCHOOL KU	60.3	68	78.3	53.6	56.9	55.3	47	47	9	36	0	0	45	0	2	45.0
KATHMANDU	29049	2	NAMGYAL MA VI GOKARNA	52.1	56	69.2	54.7	56.2	44.5	71	71	2	66	3	0	71	0	0	44.9

**DETAILS OF MERITORIOUS SCHOOL ON THE BASIS OF SEM**  
(SCHOOL EVALUATION METHOD-SEM, CENTRAL REGION)

DISTRICT	SCODE	ST	SCHOOL	AVERAGE MARKS IN COMP. SUBJECTS						STUDENT		PASS					WLD	FLD	SEM
				ENG	NEP	MAT	SCI	SOC	HPE	TAP	TAPRD	DIS	FIR	SEC	TIR	PASS			
KAVREPALANCHO	27103	2	BAYLOR INTERNATIONAL ACADEMY, BANEPANA	55.7	66.7	65.3	46.8	54.7	56.7	64	64	10	50	2	0	62	0	2	44.9
KATHMANDU	29284	2	VALLEY PUBLIC BOARDING SCHOOL GOLFUTARA	56.6	56.2	66.7	46.7	57	38.2	119	119	25	69	23	0	117	0	2	44.8
KATHMANDU	29416	2	GORAKHKALI ENGLISH BOARDING SCHOOL BAKH	59.1	60.3	76.9	49.1	63.1	50.1	68	68	15	47	3	0	65	0	3	44.8
CHITWAN	34208	2	SAMATA SHIKSHA NIKETAN AAPTARI, BHA.NA.	53.1	61.7	71.5	57.1	55.6	60.1	67	67	11	50	4	0	65	0	2	44.8
BARA	36055	2	LOTUS ACADEMY MA VI SIMARA	55.7	66.7	75.4	42.8	42.6	54.3	48	48	5	40	2	0	47	0	1	44.7
NUWAKOT	25044	2	SOUVENIR BOARDING SCHOOL BATTAR	56.9	67.9	75.5	51.8	59.8	57.5	82	82	32	40	3	0	75	0	7	44.7
KATHMANDU	29059	2	SARASWATI AWASIYA MA VI KSHETRAPATI	54.2	55.7	62.9	46.4	60.5	46.6	68	68	12	43	12	0	67	0	1	44.7
KATHMANDU	29134	2	KANTIPUR ENGLISH MA VI MAHARAJGUNJ	62	72.3	74.1	45.2	61.5	44.8	53	53	13	36	1	0	50	0	3	44.6
SARLAHI	22035	2	MALANGAWA GREEN LAND SEC. ENGLISH BOA	47.1	53.2	63	45.5	43.6	49.7	93	88	6	71	11	0	88	0	0	44.6
KATHMANDU	29317	2	CARDINAL INT'L BOARDING HIGH SCHOOL PHA	49.8	60.6	69.5	52.6	58	52	54	53	6	42	4	0	52	0	1	44.6
CHITWAN	34106	2	EKATA SHISHU NIKETAN RATNANAGAR-8	55.5	60.8	66.6	51.8	54.7	60.2	70	70	12	49	7	0	68	0	2	44.5
CHITWAN	34076	1	SIDDHI VINAYAK MA VI JUTPANI KHOLESIMAL	53.9	60.5	71.8	48.5	43.2	55.1	45	45	12	25	6	0	43	0	2	44.5
BARA	36073	2	GYAN DEEP SECONDARY ENGLISH SCHOOL KA	58.6	55.3	76.4	47.9	54.6	50.9	52	51	4	44	2	0	50	0	1	44.4
KATHMANDU	29003	1	MANGALODAYA MA VI THANKOT	48.8	65.8	66.6	48.7	49.7	47.2	77	77	5	60	12	0	77	0	0	44.2
CHITWAN	34039	2	SMALL HEAVEN AWASIYA MA VI KALYANPUR	57.6	61.8	73.6	43.6	56.7	55.7	96	96	21	65	5	0	91	0	5	44.2
KAVREPALANCHO	27065	2	BAL BATIKA BIDHYA MANDIR HIGHER SECOND	51.7	62.8	71.3	51.4	55.4	44	46	46	4	38	3	0	45	0	1	44.1
KATHMANDU	29063	1	TARUN MA VI BALAJU	50.3	58	67	44.2	48.3	52.3	134	134	9	109	14	0	132	0	2	43.8
CHITWAN	34112	2	POLAR STAR SECONDARY ENGLISH BOARDING	52.3	64.9	72.9	47.5	61.6	54	62	62	16	38	4	0	58	0	4	43.8
CHITWAN	34060	2	PANCHA KANYA VIDHYA MANDIR AWASIYA M	58.3	60	69.5	45.5	51.7	57.8	68	68	8	47	12	0	67	0	1	43.8
SARLAHI	22114	2	NEW GUIDANCE SECONDARY SCHOOL, BARAHA	55.5	55.6	69.1	44.8	50	55.5	75	75	8	53	13	0	74	0	1	43.7
CHITWAN	34142	2	ORCHID SECONDARY SCHOOL, BHARATPUR-10	55.3	65.7	69.8	52.8	56.6	58.4	57	57	14	38	1	0	53	0	4	43.7
PARSA	37024	2	MOUNT EDMUND MA VI OM ASHRAM	50.2	54.3	69.3	48.1	52.6	56.8	49	49	4	34	11	0	49	0	0	43.7
BHAKTAPUR	28056	2	PRABHAT ENGLISH HIGHER SECONDARY SCHO	58.6	58.4	64.1	45.1	67.8	53	61	61	17	34	6	0	57	0	4	43.6
LALITPUR	32007	1	TRI-PADMA VIDYASHRAM HIGHER SECONDARY	55.2	65.9	77	46.4	56.6	51.3	51	51	11	34	3	0	48	0	3	43.6
KATHMANDU	29196	2	PRITHWI AWASIYA MA VI BASUNDHARADOL	57.8	58.7	76.6	42.3	60.6	46.5	57	57	5	48	2	0	55	0	2	43.6
KATHMANDU	29629	2	BOUDHA CHILDREN HEAVEN BOARDING SCHO	56.6	52.7	66.4	48.5	62.6	53.5	49	49	5	41	1	0	47	0	2	43.5
BARA	36090	2	SIMARA PUBLIC SCHOOL SIMARA	57.4	69	85.9	46.3	46.2	53.2	64	64	8	52	1	0	61	0	3	43.5
KATHMANDU	29118	1	BALAMBU MA VI BALAMBU	47.7	64.4	63.6	38.3	65.4	52.8	53	53	3	43	6	0	52	0	1	43.3
CHITWAN	34028	2	HILL BIRD AWASIYA MA VI BHARATPUR	53.1	63.9	69.7	45.8	57	54.2	43	43	16	15	8	1	40	0	3	43.3

**DETAILS OF MERITORIOUS SCHOOL ON THE BASIS OF SEM**  
(SCHOOL EVALUATION METHOD-SEM, CENTRAL REGION)

DISTRICT	SCODE	ST	SCHOOL	AVERAGE MARKS IN COMP. SUBJECTS						STUDENT		PASS					WLD	FLD	SEM
				ENG	NEP	MAT	SCI	SOC	HPE	TAP	TAPRD	DIS	FIR	SEC	TIR	PASS			
KATHMANDU	29262	2	KAILASH BODHI SCHOOL SUVIGAON BOUDDHA	58.7	60.4	69	41.6	51.8	51.1	70	70	9	53	5	0	67	0	3	43.2
KATHMANDU	29489	2	PROLIFIC ENGLISH BOARDING SCHOOL DHUMB	52.7	62.4	66.9	44.8	64.2	49.4	45	45	11	27	4	0	42	0	3	43.2
MAKWANPUR	33018	2	SIDDHARTHA SISHU SADAN ENGLISH MA VI SA	51.2	59.3	65.1	48.7	59.3	52.5	91	91	15	56	17	0	88	0	3	43.1
KATHMANDU	29421	2	GREEN PEACE CO-ED SCHOOL, GANABAHAL	56.3	56.1	63.4	41.3	61.6	49.5	52	52	6	34	11	0	51	0	1	43.1
KAVREPALANCHO	27046	2	SIDDHARTHA ENGLISH HIGHER SECONDARY SC	57.1	67.4	66	51	52.9	48.3	50	50	13	31	2	0	46	0	4	43.0
LALITPUR	32031	1	ADARSHA SAULA YUBAK H. S. SCHOOL, SAINB	55.5	59.9	61.2	45.2	61.2	51.3	115	115	12	91	7	0	110	0	5	42.9
CHITWAN	34044	2	KAMAL DEVI AWASIYA MA VI SARADANAGAR	49.1	57.1	65.5	42.8	49.3	42.3	66	66	4	44	18	0	66	0	0	42.8
LALITPUR	32198	2	PAWAN PRAKRITI ENGLISH SECONDARY SCHO	56.7	58.2	68.6	42.2	46.3	50.9	69	69	14	46	4	0	64	0	5	42.5
KATHMANDU	29699	2	WITS ACADEMY	52.1	47.6	74.8	49.3	48.2	47.8	78	78	5	63	7	0	75	0	3	42.4
LALITPUR	32050	2	FUTURE STARS MA VI JAWALAKHEL	55.2	55	73.1	50.4	44.4	58.5	108	108	15	77	10	0	102	0	6	42.3
DHANUSHA	20050	2	MONASTIC HIGHER SECONDARY BOARDING EN	52.1	53.1	67.1	45.2	66	55.8	213	211	50	123	21	0	194	0	17	42.0
PARSA	37035	2	HOLY LAND ENGLISH SECONDARY SCHOOL SHI	53.1	55.9	75.8	40.9	46.8	41.9	50	50	1	38	10	0	49	0	1	41.7
KATHMANDU	29090	2	BHANUBHAKTA MEMORIAL MA VI PANIPOKHA	61	62.1	65.1	45.6	61.9	44.6	188	188	37	122	13	0	172	0	16	41.4
KAVREPALANCHO	27020	1	JANABIKASH HIGHER SECONDARY SCHOOL TA	51.3	52.5	61.5	30.6	45.4	46.6	50	49	1	36	11	0	48	0	1	41.4
LALITPUR	32042	2	GYANODAYA BAL BATIKA MA VI SANEPA	55.9	52.5	58.2	46.3	65.9	48.3	177	176	26	113	26	0	165	0	11	41.3
KATHMANDU	29445	2	CHAHANA INTERNATIONAL ACADEMY KAPAN	47.3	50	67.4	50.6	55.3	46.4	54	53	6	36	8	0	50	0	3	41.2
DHANUSHA	20105	2	SUPER SENSE SECONDARY ENGLISH BOARDING	45.9	49.6	64.3	38.5	47	41.4	54	51	2	29	20	0	51	0	0	41.2
KATHMANDU	29029	2	ANNAPURNA HIGHER SECONDARY SCHOOL INF	52.9	52.9	64.6	44.3	50.9	41.8	98	93	11	65	11	0	87	0	6	41.1
CHITWAN	34118	2	HOLY VISION PUBLIC SCHOOL BHARATPUR-5	57.4	59.9	67.5	41.9	54.4	51.1	45	45	10	26	5	0	41	0	4	41.1
CHITWAN	34052	2	BAL KUMARI ENGLISH SCHOOL NARAYANGADI	55.6	56.5	58.5	46.4	58.2	56.2	44	44	7	27	7	0	41	0	3	41.0
SARLAHI	22092	2	SUPRABHAT ENGLISH SECONDARY SCHOOL HAR	51.4	53.4	65.1	39.9	61	50.3	56	56	4	35	15	0	54	0	2	40.6
KATHMANDU	29051	1	CHAMUNDA MA VI JORPATI	43	57	57.4	43.1	45.2	45.2	82	81	3	52	24	0	79	0	2	40.6
KAVREPALANCHO	27164	1	KUMARI SECONDARY SCHOOL, DANDAGAUN	43.9	47.5	60.6	40.8	49.5	41	66	65	0	40	24	1	65	0	0	40.5
CHITWAN	34143	2	STEP BY STEP ENGLISH SCHOOL BHARATPUR	54.3	57	63.8	41.2	52	53.9	84	83	18	52	4	0	74	0	9	40.4
KAVREPALANCHO	27031	1	BHALESWOR HIGHER SECONDARY SCHOOL MA	47.8	67.2	54	50.5	43.8	48.7	50	50	4	35	8	0	47	0	3	40.4
KAVREPALANCHO	27124	1	INDRAWATI SECONDARY SCHOOL, JYAMDI-1	39.9	52.9	57.9	45.3	47.4	50	55	52	10	22	17	0	49	0	3	40.3
MAHOTTARI	21059	2	SARASWATI GYANODAYA MA VI ENGLISH SCH	41.3	49.7	61	33.9	55.4	44.5	60	58	1	36	20	0	57	0	1	40.2
KATHMANDU	29562	2	AMBITION ACADEMY MINBHAWAN	54.5	64.2	69.1	47	56.1	54.9	46	46	11	25	5	0	41	0	5	40.0
KATHMANDU	29065	2	DEEPJYOTI AWASIYA MA VI GONGABU	55.4	63.1	56.2	46.7	59.7	57	78	77	14	50	5	0	69	0	8	40.0



**DETAILS OF MERITORIOUS SCHOOL ON THE BASIS OF SEM**  
(SCHOOL EVALUATION METHOD-SEM, CENTRAL REGION)

DISTRICT	SCODE	ST	SCHOOL	AVERAGE MARKS IN COMP. SUBJECTS						STUDENT		PASS						WLD	FLD	SEM
				ENG	NEP	MAT	SCI	SOC	HPE	TAP	TAPRD	DIS	FIR	SECT	TIR	PASS				
NUWAKOT	25086	2	ORCHID ACADEMY BIDUR	59.4	59.9	72.1	43.9	57.2	50.1	66	66	16	32	11	0	59	0	7	39.6	
KAVREPALANCHO	27096	2	DIVINE LIGHT SECONDARY HIGHER SECONDAR	57	67	63.7	44	49.6	59.6	54	54	3	46	0	0	49	0	5	39.6	
CHITWAN	34079	2	UNIQUE ACADEMY SWARNIMBASTI RATNANAC	51.1	53.8	68	43.3	49.4	57	47	47	13	19	10	0	42	0	5	39.6	
BARA	36044	2	GALAXY PUBLIC SCHOOL KALAIYA	46.3	53.5	71.1	48.4	48.5	45.2	82	82	7	51	19	0	77	0	5	39.6	
CHITWAN	34063	2	NARAYANI ENGLISH PUBLIC SCHOOL BASANTA	50.1	49.1	65.2	43.1	48	50.4	47	46	8	25	9	0	42	0	4	39.5	
SARLAHI	22034	2	GYANODAYA AWASIYA MA VI MALANGWA	43.3	49.6	56.2	42.4	43.9	46.2	47	45	0	28	16	0	44	0	1	39.5	
KATHMANDU	29061	1	PADMODAYA HIGHER SECONDARY SCHOOL RA	42.3	62.6	60.9	37.1	45.1	38.2	60	60	4	36	17	0	57	0	3	39.4	
KAVREPALANCHO	27100	2	SARASWATI SHIKSHA GRIHA SECONDARY SCH	55.8	69	65	43.5	44.5	45.2	52	52	9	30	8	0	47	0	5	39.4	
KATHMANDU	29327	2	AMAR ENGLISH MA VI TOKHA	52.8	52.9	65.2	38.2	46.7	35.5	46	45	1	30	12	0	43	0	2	39.3	
LALITPUR	32195	2	RADIANT READERS' ACADEMY, SANIPA	57.1	53.9	61.6	40.1	61.2	52.3	82	82	8	61	5	0	74	0	8	39.2	
CHITWAN	34110	2	VIDYA MEMORIAL SCHOOL BIRENDRANAGAR-2	50.5	59.9	61.4	47.5	48.7	53.7	87	87	15	46	18	0	79	0	8	39.1	
DHADING	26136	1	SETI DEVI SECONDARY SCHOOL, THANKRE-3	33.1	62	57.9	41.5	61.3	53.5	47	47	4	27	13	0	44	0	3	38.9	
CHITWAN	34121	2	PARIJAT ENGLISH BOARDING SCHOOL GEETAN	53.8	58.1	64.3	47.2	62.2	46.4	52	52	12	25	9	0	46	0	6	38.7	
DHANUSHA	20132	1	ADARSHA RASTRIYA SECONDARY SCHOOL, BE	46.7	52.1	55.8	36.6	52	41.6	56	56	4	28	21	0	53	0	3	38.2	
LALITPUR	32201	2	SURYODAYA EDUCATIONAL DEVELOPMENT AC	53.3	61.8	55.3	44.8	48.1	46	72	72	7	49	8	0	64	0	8	37.7	
KAVREPALANCHO	27156	1	SIDDHESHWOR MA. VI. FOXINGTAR	47.2	44.5	59.2	34.9	51.3	40.7	63	63	0	26	36	0	62	0	1	37.5	
DHANUSHA	20080	2	VINAYAK ENGLISH BOARDING SECONDARY SC	43.9	52.5	55.1	34.4	53.1	51.9	80	80	3	44	28	0	75	0	5	37.4	
PARSA	37047	2	MANAKAMANA SECONDARY SCHOOL BIRGUNJ	49.4	50.9	69.4	46.5	60.4	49	60	60	5	42	6	0	53	0	7	37.2	
KATHMANDU	29362	2	DHRUBATARA ENGLISH SCHOOL CHAPALIGAUN	51	47.8	50.9	35.1	62	53.8	44	44	5	27	7	0	39	0	5	37.2	
KATHMANDU	29184	1	MANSING DHARMA MA VI MANAMAIJU	50.2	59.6	60	44.5	50.1	53	71	71	5	45	14	0	64	0	7	37.2	
BARA	36068	2	BRIGHT LAND ENGLISH SECONDARY BOARDING	51.7	50.4	64.8	35.4	42.5	46.7	52	52	2	36	9	0	47	0	5	37.1	
PARSA	37075	2	BIRGUNG PUBLIC ENGLISH SCHOOL FULWARI T	50.8	52.8	64.1	48.4	61.7	46.1	44	43	5	27	5	1	38	0	5	37.1	
MAKWANPUR	33049	2	SOLIDARITY INTERNATIONAL ACADEMY HETA	51.4	58.7	60.6	48.8	59.6	47.3	137	137	13	85	24	0	122	0	15	37.1	
CHITWAN	34078	2	NEPAL ADARSHA SHIKSHASADAN MA VI PARS	47.8	59.5	59.2	38.4	49.2	52.3	79	78	13	37	19	0	69	0	9	37.0	
DHANUSHA	20073	2	ANGELS' ENGLISH BOARDING SCHOOL SAKETN	49.9	55.3	59.1	37.4	47.5	44.8	143	142	12	81	35	0	128	0	14	36.8	
LALITPUR	32014	1	NAMUNA MACHHINDRA MA VI LAGANKHEL	43.8	63.7	56.5	40	64.6	46.4	50	50	2	29	15	0	46	0	4	36.8	
KATHMANDU	29038	1	GEETA MATA MA VI BIJESWORI	44.8	53.4	63.2	40.6	59.1	43.8	159	157	14	94	31	1	140	0	17	36.7	
DHADING	26018	1	NIRANJANA MA VI MARPAK	34.7	52.5	51.5	42.3	49.6	46.5	80	80	1	38	36	1	76	0	4	36.5	
KATHMANDU	29013	1	SHIVAPURI MA VI MAHARJGUNJ	44.3	54	50.4	37.6	48.9	37.3	107	105	6	50	41	0	97	0	8	36.3	

**DETAILS OF MERITORIOUS SCHOOL ON THE BASIS OF SEM**  
(SCHOOL EVALUATION METHOD-SEM, CENTRAL REGION)

DISTRICT	SCODE	ST	SCHOOL	AVERAGE MARKS IN COMP. SUBJECTS						STUDENT		PASS					WLD	FLD	SEM
				ENG	NEP	MAT	SCI	SOC	HPE	TAP	TAPRD	DIS	FIR	SEC	TIR	PASS			
PARSA	37021	2	GYAN JYOTI MA VI BIRTA BIRGUNJ	53	46.3	61.8	39.3	58.7	50.2	95	95	7	56	21	1	85	0	10	36.3
KATHMANDU	29671	1	HALCHOWK SECONDARY SCHOOL ICHANGUNA	49.4	48.3	61.9	33.1	52.8	52	47	47	0	35	7	0	42	0	5	36.1
PARSA	37030	2	GYAN VATIKA BOARDING ENGLISH SCHOOL BI	46.1	50	56.7	41.5	63.2	57.3	49	49	4	31	8	0	43	0	6	36.1
KAVREPALANCHO	27166	1	GRAMONNATI SECONDARY SCHOOL, BUDHAKH	43.5	42.5	62.2	36.6	51.1	44	55	55	0	31	20	0	51	0	4	36.0
KAVREPALANCHO	27155	1	MAHAKALI MA. VI. BALUWAPATI	34.9	50	50.3	31.6	51.4	43	65	64	0	26	35	0	61	0	3	35.7
CHITWAN	34082	2	SHIKSHA BIKASH ENGLISH BOARDING SCHOOL	47.1	55.7	59.8	39.4	45.4	52.9	52	52	6	34	4	0	44	0	8	35.5
CHITWAN	34089	2	PRAGATI SHIKSHA SADAN EAST RAMPUR	48.8	54.5	61.4	36.2	41.5	42.8	52	52	4	22	21	0	47	0	5	35.1
KAVREPALANCHO	27003	1	PRABHA HIGHER SECONDARY SCHOOL KATTIK	38.2	64.2	52.7	33.8	51.3	51.1	93	93	2	51	31	0	84	0	9	35.0
KATHMANDU	29019	1	SIDDHI GANESH MA VI PAKANAJOL	45.3	52.8	54	39.6	44.5	44.6	79	77	5	36	28	0	69	0	8	34.9
BHAKTAPUR	28020	1	BAGISWORI HIGHER SECONDARY SCHOOL, TAL	50.5	59.3	61.6	39	54.1	40.9	157	157	28	70	35	0	133	0	24	34.8
MAKWANPUR	33003	1	ADHUNIK RASTRIYA MA VI HETAUNDA	44.1	62.5	64	36.2	40.7	52	187	187	11	97	58	0	166	0	21	34.8
CHITWAN	34149	2	SOS HERMANN GMEINER SCHOOL BHARATPUR	52.8	61.6	59.1	39.5	59.7	51.7	44	44	9	23	4	0	36	0	8	34.8
KATHMANDU	29070	1	PASHUPATI MITRA MA VI CHABAHIL	34.4	60.7	53.6	37.1	48.4	38	90	90	2	50	28	0	80	0	10	34.3
KATHMANDU	29217	1	SHRAM RASHTRIYA MA VI KUMARIGAL-7	40	53.7	53.2	35.2	46.4	47.4	71	70	1	36	26	0	63	0	7	34.3
KATHMANDU	29040	1	NEPAL RASTRIYA UCHCHA MA VI NEPALTAR	51.5	49.9	53.2	42.9	50.4	50.3	63	62	5	31	18	0	54	0	8	34.2
BHAKTAPUR	28028	1	BASU HIGHER SECONDARY SCHOOL BYASI	42.9	57	58.6	37	61.2	44.7	86	86	7	47	20	0	74	0	12	34.2
KAVREPALANCHO	27041	1	BAGDEVI HIGHER SECONDARY SCHOOL JYAM	35.7	43.5	37.6	34.1	44.6	45.3	53	51	0	11	38	0	49	0	2	34.0
MAKWANPUR	33016	1	PRAGATI MA VI PASHUPATINAGAR HETAUNDA	39.2	53.2	53.8	36.3	49.4	33.2	80	80	3	25	45	1	74	0	6	33.9
KAVREPALANCHO	27061	1	MAHAKALI HIGHER SECONDARY SCHOOL SARV	37.4	51.1	50.9	37	48.7	38.9	90	90	2	28	51	3	84	0	6	33.8
CHITWAN	34120	2	PARAMOUNT ENGLISH SECONDARY SCHOOL M	52.8	55.5	57.1	39.9	56.7	46.3	43	43	5	23	8	0	36	0	7	33.7
KATHMANDU	29119	1	TILINGTAR MA VI DHAPASI PANCHAKANYA	43.9	53.9	60.7	35.7	47.7	50.4	135	134	11	63	41	1	116	0	18	33.6
SARLAHI	22056	2	IDEAL CO-ED ACADEMY LALBANDI-9	51.9	60.4	51.8	42	49.2	52	49	49	4	25	12	1	42	0	7	33.4
BARA	36057	2	MOUNT EVEREST SECONDARY ENGLISH SCHOO	46	59.3	69.8	36	31.8	50.5	49	47	7	27	4	0	38	0	9	33.4
KATHMANDU	29447	2	PUBLIC ENGLISH SCHOOL , JHOR MAHANKAL	40.2	45.4	65.4	33.4	48.7	37.8	76	74	1	28	37	1	67	1	6	33.2
CHITWAN	34007	1	PREMBASTI MA VI PREMBASTI	38.8	50.6	52.6	38.6	47.7	46.3	87	87	5	34	38	0	77	0	10	33.2
KATHMANDU	29048	1	GUHYESHWORY HIGHER SECONDARY SCHOOL	39.7	56.2	55.7	41.9	47.3	44.9	76	76	3	43	19	0	65	0	11	33.0
DHADING	26002	1	NILKANTHA MA VI DHADING BESI	36.4	48	55.6	37.7	46.2	50.7	208	205	8	79	90	6	183	0	22	32.8
DHANUSHA	20085	2	HAPPY LAND ENGLISH BOARDING SCHOOL JAN	43.9	45	48.5	30.8	44.6	34.2	54	52	0	15	32	1	48	0	4	32.5
CHITWAN	34023	1	NARAYANI MODEL HIGHER SECONDARY SCHO	45.3	62.2	60.5	34.3	50.7	47	153	153	13	76	39	0	128	0	25	32.4

**DETAILS OF MERITORIOUS SCHOOL ON THE BASIS OF SEM**  
**(SCHOOL EVALUATION METHOD-SEM, CENTRAL REGION)**

DISTRICT	SCODE	ST	SCHOOL	AVERAGE MARKS IN COMP. SUBJECTS						STUDENT		PASS					WLD	FLD	SEM
				ENG	NEP	MAT	SCI	SOC	HPE	TAP	TAPRD	DIS	FIR	SEC	TIR	PASS			
CHITWAN	34031	1	JANA JAGRITI MA VI PITHUWA	36.6	55	48.2	38.9	47.5	49.8	94	94	4	42	34	1	81	0	13	32.0
CHITWAN	34101	2	GREENLAND PUBLIC SCHOOL BHARATPUR	56.3	60	53.8	48.1	50.4	55.6	69	69	14	36	3	0	53	0	16	31.9
DHADING	26037	1	KARKI GAUN MA VI SALYANKOT	33	47.1	51.9	45.8	43.1	51.1	47	47	2	17	22	0	41	0	6	31.8
DOLAKHA	17012	1	HANUMANTESHWAR MA VI KABRE	40	56.6	44.9	47	48.5	40.1	108	107	4	44	44	0	92	0	15	31.5
LALITPUR	32183	2	SOMANG ACADEMY THECHO	47.2	49	49.3	36.5	59.8	36.8	46	44	3	24	9	0	36	0	8	31.4
KATHMANDU	29027	1	GYANODAYA MA VI PURANO KALIMATI	53.3	66	60.1	37.9	65.8	55.9	177	177	28	97	11	0	136	0	41	31.0
KATHMANDU	29155	1	PRITHVINARAYAN HIGHER SECONDARY SCHO	44	58.7	52.8	36.9	59	45.3	50	50	4	22	15	0	41	0	9	30.7
LALITPUR	32055	1	KALI DEVI HIGHER SECONDARY SCHOOL, PYUT	36.7	50.9	45.2	31	60.4	53	47	47	2	21	16	0	39	0	8	30.3
LALITPUR	32286	1	BUDDHA SECONDARY SCHOOL, CHHAMPI-3	37.6	58.6	47.1	32.8	51.8	52.9	44	44	4	16	16	0	36	0	8	30.0

## DETAILS OF MERITORIOUS SCHOOL ON THE BASIS OF SEM

(SCHOOL EVALUATION METHOD-SEM, WESTERN REGION)

DISTRICT	SCODE	ST	SCHOOL	AVERAGE MARKS IN COMP. SUBJECTS						STUDENT		PASS					WLD	FLD	SEM
				ENG	NEP	MAT	SCI	SOC	HPE	TAP	TAPRD	DIS	FIR	SEC	TIR	PASS			
KASKI	41003	2	GANDAKI HIGHER SECONDARY BOAR	68.3	75	85.5	66.1	71.8	60.8	118	118	97	21	0	0	118	0	0	57.33
KASKI	41118	2	SHARADA ENGLISH BOARDING SCHOC	67.4	73.7	83.5	57.4	70	62.6	42	42	30	12	0	0	42	0	0	55.71
KASKI	41071	2	SHISHU NIKETAN HIGHER SECONDARY	68.7	67.3	85.4	55.8	74.7	59.3	86	86	58	28	0	0	86	0	0	55.12
PARBAT	53057	2	NAMUNA SECONDARY BOARDING SCH	59	69.3	85.1	51.4	63.1	43	51	51	32	19	0	0	51	0	0	54.41
GORKHA	38068	2	ST MARY'S SCHOOL TERA KILO NAGPA	64.1	66.8	84	46.8	76	62.2	41	41	24	17	0	0	41	0	0	53.78
GORKHA	38073	2	ST. JOSEPH'S ENGLISH SCHOOL 11KM	64.5	65.9	87.4	46.8	74.1	57.4	45	45	25	20	0	0	45	0	0	53.33
RUPANDEHI	48100	2	SIDDHARTHA MEMORIAL ACADEMY D	57.5	74.3	70.2	46.2	77.8	58.5	44	44	23	21	0	0	44	0	0	52.84
RUPANDEHI	48055	2	SIDDHARTHA ENGLISH BOARDING SCH	63.8	68.4	79.9	51.3	61.8	55.5	125	125	65	58	1	0	124	0	1	52.17
KASKI	41052	2	SOS HERMANN GMEINER HIGHER SECO	63.3	62.1	77	59.5	71.6	55.1	91	90	47	40	2	0	89	0	1	51.83
PARBAT	53055	2	ADARSHA ENGLISH BOARDING SCHOC	58.7	63.5	82.2	42.4	77.6	62.1	45	45	20	24	1	0	45	0	0	51.42
KASKI	41095	2	GLOBAL COLLEGIATE HIGHER SECONI	67	60.9	84.4	48	75.6	58.6	74	74	31	43	0	0	74	0	0	51.28
RUPANDEHI	48079	2	PRABHAT ENGLISH BOARDING HIGHER	57.7	56	81.2	56.5	60.8	55.3	86	86	39	42	4	0	85	0	1	50.49
KASKI	41090	2	KUMUDINI HOMES GAIRAPATAN	60	69.7	81.3	48.5	60.3	54.6	82	82	31	49	2	0	82	0	0	50.40
KASKI	41121	2	MOTHERLAND HIGHER SECONDARY S	64	66.7	70.1	54.9	56.5	65	157	157	63	90	3	0	156	0	1	50.37
KASKI	41252	2	SAGARMATHA NIKETAN SCHOOL, POKH	62.5	64	87.1	56.4	60.4	56.2	44	44	21	21	1	0	43	0	1	50.37
RUPANDEHI	48254	2	GAUTAM BUDDHA ENGLISH BOARDIN	60.7	65.9	73.5	50.2	60.2	48.8	42	42	15	27	0	0	42	0	0	50.36
KASKI	41130	2	SRIJANA HIGHER SECONDARY SCHOOL	66.3	65.1	78.2	50.4	65.6	55.8	66	66	28	35	2	0	65	0	1	50.00
RUPANDEHI	48093	2	NAVA PRABHAT ENGLISH SCHOOL SAI	60.1	58.1	83.8	38.8	75	56.9	78	78	26	51	1	0	78	0	0	49.86
MYAGDI	51037	2	NEW WEST POINT AWASIYA HIGHER S	62.7	69.4	76.4	46.8	61.8	53.8	98	98	32	65	1	0	98	0	0	49.78
RUPANDEHI	48072	2	EVEREST ENGLISH BOARDING HIGHER	64	71	76.3	42.5	53.4	60.1	164	164	56	102	5	0	163	0	1	49.37
KASKI	41154	2	KASKI MODERNIZED ACADEMY POKH	63	70.6	71.3	47.4	62.6	60.3	113	113	35	77	0	0	112	0	1	49.05
KASKI	41140	2	KARUNANIDHI EDUCATION FOUNDAT	60.5	56.8	79.8	51.9	62.3	51.8	66	65	17	48	0	0	65	0	0	48.92
RUPANDEHI	48058	2	OXFORD HIGHER SECONDARY SCHOOL	60.3	56.6	73.4	48.8	61	54.2	86	86	23	62	1	0	86	0	0	48.88
RUPANDEHI	48150	2	SUNGABHA PUBLIC SCHOOL PARROHA	59.3	54	74.2	60	61.7	54	61	61	17	42	2	0	61	0	0	48.81
KASKI	41082	2	MORNING STAR AWASIYA MA VI NAGI	59.7	60	77.6	49.2	63.9	57.5	45	45	12	31	2	0	45	0	0	48.50
KASKI	41100	2	STEP BY STEP HIGHER SECONDARY SC	62.5	63.8	74.2	48.7	63.6	59	69	69	17	50	2	0	69	0	0	48.37
KASKI	41231	2	SAINIK AWASIYA MAHAVIDYALAYA, B	60.8	60.1	68.7	50.1	64.2	52.7	112	112	26	83	3	0	112	0	0	48.18

## DETAILS OF MERITORIOUS SCHOOL ON THE BASIS OF SEM

(SCHOOL EVALUATION METHOD-SEM, WESTERN REGION)

DISTRICT	SCODE	ST	SCHOOL	AVERAGE MARKS IN COMP. SUBJECTS						STUDENT		PASS					WLD	FLD	SEM
				ENG	NEP	MAT	SCI	SOC	HPE	TAP	TAPRD	DIS	FIR	SEC	TIR	PASS			
TANAHUN	42046	2	VYASDIBYA JYOTI BOARDING MA VI D	63.9	62.1	67.3	49.5	70.4	56.4	53	53	11	42	0	0	53	0	0	48.11
NAWALPARASI	44134	2	RAMNAGAR ACADEMY, BHUMAH	58.6	59.5	78.8	45.5	54.5	52.5	44	44	12	28	4	0	44	0	0	48.07
KASKI	41135	2	SARASWATI ADARSHA VIDYASHRAM I	62.8	60.3	76.1	45.7	58.3	53.2	57	57	11	46	0	0	57	0	0	47.89
RUPANDEHI	48018	2	DEEP BOARDING HIGH SCHOOL, BUTW	55.8	65.4	73.9	45.1	59.4	60.4	149	149	43	102	1	0	146	0	3	47.89
KASKI	41146	2	NEPAL ADARSHA AWASIYA VIDHYALA	58.9	59.6	78.3	46.2	57.1	57.2	70	69	13	56	0	0	69	0	0	47.83
KASKI	41105	2	PRAGATI ENGLISH BOARDING SCHOOL	62.8	60.6	75.1	42.5	54.7	54.6	61	61	11	50	0	0	61	0	0	47.70
KASKI	41112	2	POKHARA PUBLIC SCHOOL CHIPLEDHU	62.4	62.9	78.4	55.6	72.9	55.7	41	41	16	23	0	0	39	0	2	47.56
GORKHA	38053	2	THE OLD CAPITAL HIGHER SECONDAR	57	68	80	40.5	59.4	57.4	94	94	22	68	3	0	93	0	1	47.43
TANAHUN	42073	2	BRIGHT FUTURE ENGLISH SCHOOL BEI	59.5	69.7	88.1	38.1	46.8	54.9	67	67	14	52	0	0	66	0	1	47.13
NAWALPARASI	44180	2	NAWALPUR ACADEMY, AGYAULI-9, SH	61.2	59.5	72.1	46.2	60.4	54.9	45	45	8	34	3	0	45	0	0	46.92
NAWALPARASI	44090	2	SALBAS SUNRISE ENGLISH SCHOOL SA	55.7	62.3	73.9	43	55.7	53.7	43	43	9	29	5	0	43	0	0	46.83
RUPANDEHI	48154	2	TINAU ENGLISH BOARDING SCHOOL DI	62.6	63.9	64.9	42.5	58.5	65.7	59	59	16	41	0	0	57	0	2	46.78
RUPANDEHI	48139	2	BUTWAL PUBLIC SCHOOL SHANKAR N	61.6	65.9	69.9	45.9	57.3	50.3	79	79	19	56	2	0	77	0	2	46.61
RUPANDEHI	48182	2	LITTLE PARADISE ENGLISH MEDIUM SC	54.2	63.3	73	42.6	68.3	51.8	46	46	15	27	2	0	44	0	2	46.47
NAWALPARASI	44047	2	SIDDHARTHA AWASIYA MA VI KAWAS	59.4	62.6	76.6	48.8	58.6	55.5	96	96	24	67	2	0	93	0	3	46.41
PALPA	45099	2	ST. CAPITANIO SCHOOL, TANSEN	61.4	60.2	69.8	40.5	52.2	56.7	41	41	9	30	1	0	40	0	1	46.37
RUPANDEHI	48170	2	DURGA SHAIKSHIK GRIHA, AMUWA-3	56.7	62.3	68.5	37.9	63.6	51.5	47	47	14	25	7	0	46	0	1	46.36
KASKI	41064	2	ST. MARY'S MA VI NAYAGAUN	63.2	63.1	72.1	41.3	53.6	59.4	85	85	22	58	2	0	82	0	3	46.24
KASKI	41150	2	FISHTAIL ACADEMY HIGHER SECONDA	65.8	66.7	75.4	41.6	53.8	58.9	62	62	17	39	4	0	60	0	2	46.21
SYANGJA	43007	2	JYOTI ENGLISH BOARDING SCHOOL PR	57.3	60.8	71	42.2	55.8	48.5	65	65	10	48	7	0	65	0	0	46.10
MYAGDI	51030	2	MOUNT EVEREST AWASIYA HIGHER SE	62.6	65.9	63.6	40.5	60.9	59.1	142	142	21	109	11	0	141	0	1	45.87
NAWALPARASI	44069	2	LITTLE ANGELS' HIGHER SECONDARY	56.7	62.9	64.3	42	58.6	52.9	85	85	12	67	5	0	84	0	1	45.66
KASKI	41093	2	NILGIRI ENGLISH BOARDING SCHOOL E	61	69.3	79.6	39.9	56.7	50.9	71	71	12	57	0	0	69	0	2	45.63
LAMJUNG	40030	2	EARTHLY PARADISE BOARDING SCHOO	58.8	58.4	71.7	41.2	62.1	51.5	73	73	13	55	3	0	71	0	2	45.36
SYANGJA	43085	2	ROSHANI ENGLISH BOARDING SCHOOL	60.1	57.4	68.3	44.7	57.7	49.4	67	67	6	59	1	0	66	0	1	45.17
RUPANDEHI	48057	2	BUTWAL ELITE HIGHER SECONDARY S	62.8	60.5	58.4	43.7	70	64.3	44	44	10	31	1	0	42	0	2	45.09
KASKI	41157	2	SUBLIME ENGLISH BOARDING SCHOOL	57.4	62.4	69	42.9	51.7	49.3	67	65	10	52	1	0	63	0	2	45.06

## DETAILS OF MERITORIOUS SCHOOL ON THE BASIS OF SEM

(SCHOOL EVALUATION METHOD-SEM, WESTERN REGION)

DISTRICT	SCODE	ST	SCHOOL	AVERAGE MARKS IN COMP. SUBJECTS						STUDENT		PASS					WLD	FLD	SEM
				ENG	NEP	MAT	SCI	SOC	HPE	TAP	TAPRD	DIS	FIR	SEC	TIR	PASS			
KASKI	41213	2	VIDYA NIKETAN SECONDARY SCHOOL	61.6	66.2	65.7	41.6	57.6	50.5	47	47	12	29	4	0	45	0	2	45.00
RUPANDEHI	48067	2	PARAMOUNT BOARDING HIGHER SECC	60.4	56.8	70.6	45.8	56.9	55.9	161	161	33	109	14	0	156	0	5	45.00
TANAHUN	42064	2	BARAHI BOARDING MA VI DAMAULI	61.6	58.7	62.4	39.9	66.2	55.1	67	67	10	53	2	0	65	0	2	44.89
NAWALPARASI	44044	2	SAYAPATRI ENGLISH MA VI PARASI	55.1	55.5	72.5	39.3	55.2	52.3	95	95	14	71	8	0	93	0	2	44.84
RUPANDEHI	48125	2	AMAR JYOTI ENGLISH MEDIUM SCHOO	50.6	58.1	67	46.7	60.6	53.1	54	54	9	42	1	0	52	0	2	44.79
RUPANDEHI	48043	2	NEW HORIZON ENGLISH BOARDING HI	59.4	67.2	73.9	41.7	54.7	59.4	318	318	84	199	18	0	301	1	16	44.79
RUPANDEHI	48025	1	KANTI HIGHER SECONDARY SCHOOL, I	55	59.2	68.6	51.9	57.7	60.1	129	129	47	57	16	0	120	0	9	44.36
RUPANDEHI	48097	2	BRIHASPATI HIGHER SECONDARY SCH	57.9	51.8	72.2	53.7	61	53.9	54	54	16	33	1	0	50	0	4	44.24
KASKI	41138	2	DHAWALAGIRI BOARDING SCHOOL MI	59.8	63.1	66.9	34.4	58.2	49.4	57	57	12	39	3	0	54	0	3	44.01
KASKI	41086	2	JYOTI KUNJ SECONDARY ENGLISH SCH	58.2	63.4	72.1	40.6	54	57.3	54	54	5	42	6	0	53	0	1	43.89
GULMI	46041	2	ARJUN AWASIYA MA VI TAMGHAS	55.9	64	75.4	48.9	50.7	42.9	86	86	19	53	10	0	82	0	4	43.87
RUPANDEHI	48094	2	JAYCEES KINDERGARTEN HIGH SCHOC	58	46.8	65.4	53.3	56.9	52	85	85	13	56	14	0	83	0	2	43.85
KASKI	41085	2	DIAMOND HIGHER SECONDARY SCHOC	57.9	52.9	72.7	51.8	57.7	53.8	78	78	9	64	2	0	75	0	3	43.85
LAMJUNG	40048	2	FUTURE STAR ENGLISH AWASIYA MA	55.7	55.6	77.1	37.1	60.1	54.1	92	91	19	61	6	0	86	0	5	43.68
NAWALPARASI	44050	2	VISHWA JYOTI ENGLISH BOARDING SC	55.8	63	71	40.8	60	49.2	83	83	15	55	9	0	79	0	4	43.24
KASKI	41148	2	RAINBOW ACADEMIC HOMES SECOND	57.9	60.7	60.8	42.2	55.2	48.3	54	54	9	39	3	0	51	0	3	43.13
GORKHA	38026	1	SARASWOTI MA VI AAHALE	54.6	63.2	67	35.7	55.8	56.1	103	103	23	64	9	0	96	0	7	42.78
TANAHUN	42134	2	MOUNT ANNAPURNA ACADEMY, KHAJ	61.5	63.4	70.2	35.3	46.4	51.1	42	42	11	23	5	0	39	0	3	42.77
ARGHAKHANCHI	47056	1	YUBABARSA JANATA MA VI HATARINI	47.6	60.3	65.1	41.2	47.7	46.3	64	64	2	46	16	0	64	0	0	42.66
NAWALPARASI	44046	2	GAINDAKOT NAMUNA MA VI GAINDAK	57.4	57.7	73.5	42	53.5	49.3	61	61	12	39	6	0	57	0	4	42.42
RUPANDEHI	48083	2	CANON HIGHER SECONDARY SCHOOL	60.5	51.9	71.5	42.7	56.4	52.3	60	60	13	40	2	0	55	0	5	42.25
RUPANDEHI	48098	2	GALAXY ENGLISH BOARDING HIGH SC	55.3	49.6	66.1	52.5	53.5	49.6	74	74	9	49	13	0	71	0	3	42.11
NAWALPARASI	44091	2	NAWALPUR SECONDARY BOARDING S	56.5	58.9	66.1	38.8	55.4	53.5	76	76	12	47	13	0	72	0	4	41.89
RUPANDEHI	48176	2	SMRITI ENGLISH BOARDING SCHOOL, J	56.2	55.3	66.5	40.4	54.2	53	60	60	10	35	12	0	57	0	3	41.87
NAWALPARASI	44088	2	VIJAYA SAMUDAYIK SIKSHA SADAN G	55.3	58.2	65.6	40	50.8	51.9	78	77	10	51	12	0	73	0	4	41.69
MYAGDI	51041	1	BENI COMMUNITY HIGHER SECONDAR	46.3	60.3	61.7	32.9	47.6	48.8	63	63	0	44	19	0	63	0	0	41.61
LAMJUNG	40036	2	VIDHYA BIKASH AWASIYA MA VI BESI	49.9	47.3	48.1	34	60.2	47.5	84	84	9	37	37	1	84	0	0	41.40

## DETAILS OF MERITORIOUS SCHOOL ON THE BASIS OF SEM

(SCHOOL EVALUATION METHOD-SEM, WESTERN REGION)

DISTRICT	SCODE	ST	SCHOOL	AVERAGE MARKS IN COMP. SUBJECTS						STUDENT		PASS					WLD	FLD	SEM
				ENG	NEP	MAT	SCI	SOC	HPE	TAP	TAPRD	DIS	FIR	SEC	TIR	PASS			
KASKI	41069	2	LITTLE STEP BOARDING MA VI BHIMKA	64.5	61.4	55.5	34.3	54.2	50.6	44	44	2	35	5	0	42	0	2	41.34
RUPANDEHI	48157	2	DEVDAHA BUDDHA PUBLIC ENGLISH E	60.8	62.8	62.3	34.3	64.1	49.6	48	48	7	36	1	0	44	0	4	41.33
MYAGDI	51052	2	DAWNING SECONDARY ENGLISH SCHOL	54	62.6	57.2	31.2	56.6	40.8	57	57	0	43	13	0	56	0	1	41.25
PALPA	45053	2	NEW HORIZON ENGLISH BOARDING SC	57.9	59.5	64.9	37.4	53.5	54.5	147	147	25	99	11	0	135	0	12	41.20
RUPANDEHI	48184	2	APEX SCHOOL, SHANKARNAGAR-5	55.4	55.2	60	40.2	54.9	50.2	62	62	11	36	10	1	58	0	4	41.15
KASKI	41076	2	BETHANY BOARDING SCHOOL KUNDH	58.9	62.8	56.5	36.6	49.3	54.6	48	47	2	41	1	0	44	0	3	41.09
KASKI	41077	2	HERMANN GMEINER MA VI TASHILING	63.1	41.2	61.2	36.5	65.4	43.1	45	45	1	32	11	0	44	0	1	41.08
RUPANDEHI	48136	2	NEW ERA BOARDING HIGHER SECOND	49.2	53.1	64.3	46.6	60	50.4	45	45	5	32	5	0	42	0	3	40.92
RUPANDEHI	48070	2	NEW ENVIRONMENT ENGLISH SECOND	54.1	59.5	67.1	36.6	64	43.8	119	119	20	74	16	0	110	0	9	40.90
RUPANDEHI	48104	2	CRYSTAL KNOWLEDGE ACADEMY MA	53.6	51.9	68.8	35.3	56.5	46.3	43	43	4	28	9	0	41	0	2	40.90
KAPILVASTU	49033	2	HORIZON ENGLISH AWASIYA MA VI GA	56.4	67.8	54.7	37.1	56	50.6	68	68	9	46	8	0	63	0	5	40.70
KASKI	41062	1	MACHHAPURCHHRE MA VI BHURJUNG	59.6	52.6	57.5	37.6	47.5	57.5	44	44	1	34	7	0	42	0	2	40.48
SYANGJA	43118	2	JEEVAN JYOTI ENGLISH BOARDING SC	49.8	55.6	61.3	38.8	55.9	46.6	48	48	1	31	15	0	47	0	1	40.39
SYANGJA	43090	2	ADARSHA ENGLISH BOARDING SCHOO	51.7	49.2	69.5	48.9	53.5	49	49	49	10	25	10	0	45	0	4	40.26
TANAHUN	42033	2	SANTI BARSHA ANGREJI MA VI DAMAU	59.8	58.7	61	45.8	65	52.7	45	45	6	32	3	0	41	0	4	40.25
LAMJUNG	40031	2	BHU PU SAINIK AWASIYA MA VI BESIS	55.4	56.6	57.5	35.8	62.7	51.9	68	68	5	47	12	0	64	0	4	40.15
RUPANDEHI	48088	2	GANESH GYAN JYOTI PUBLIC MA VI SE	56	56.7	64.9	37.6	59.8	66.2	46	46	9	30	2	0	41	0	5	40.11
RUPANDEHI	48073	2	LITTLE FLOWERS ENGLISH HIGHER SEC	49.6	66.8	61	39.8	69.8	56	51	51	17	24	3	0	44	0	7	40.07
RUPANDEHI	48084	2	BUTWAL GLORY ENGLISH BOARDING S	53.8	54.7	60.1	42.8	56.5	48.1	72	72	10	40	17	0	67	0	5	39.74
NAWALPARASI	44113	2	BAL BIKAS ENGLISH BOARDING SCHOL	57	59.6	67.6	40.9	52.8	46.4	71	71	14	38	12	0	64	0	7	39.40
SYANGJA	43101	2	KALIGANDAKI PUBLIC SCHOOL PALICE	56.1	58.8	61.4	44.3	48.8	59	46	46	12	20	9	0	41	0	5	39.38
KASKI	41144	2	GOLDEN FUTURE HIGHER SECONDARY	55.8	57.8	57.6	47.7	47.1	50.5	57	57	1	46	6	0	53	0	4	39.34
NAWALPARASI	44080	2	SHINING ENGLISH BOARDING SCHOOL	56.5	56.7	61.2	36	47.8	46.3	51	51	3	33	12	0	48	0	3	39.26
RUPANDEHI	48077	2	SUMMIT ENGLISH BOARDING SCHOOL	54.8	62.3	62.1	34	63.6	46.4	51	51	9	34	2	0	45	0	6	39.26
NAWALPARASI	44105	2	EX-ARMY PUBLIC ENGLISH SCHOOL, B	55.5	58.2	61.4	34.3	52.9	48.4	52	52	4	30	15	0	49	0	3	39.01
LAMJUNG	40052	2	VIDYA JYOTI HIGHER SECONDARY SC	53.1	54.4	62.2	38.3	60.3	51.6	50	50	7	27	12	0	46	0	4	39.00
NAWALPARASI	44079	2	KUMUDINI ENGLISH BOARDING SCHOL	54.6	57.3	69.2	34.9	56.5	51.1	66	66	13	35	11	0	59	0	7	38.92

## DETAILS OF MERITORIOUS SCHOOL ON THE BASIS OF SEM

(SCHOOL EVALUATION METHOD-SEM, WESTERN REGION)

DISTRICT	SCODE	ST	SCHOOL	AVERAGE MARKS IN COMP. SUBJECTS						STUDENT		PASS					WLD	FLD	SEM
				ENG	NEP	MAT	SCI	SOC	HPE	TAP	TAPRD	DIS	FIR	SEC	TIR	PASS			
RUPANDEHI	48129	2	SAGARMATHA HIGHER SECONDARY B	59.7	63.5	63.5	35.5	69.3	54.4	62	62	15	38	0	0	53	0	9	38.83
TANAHUN	42053	2	SURYODAYA AWASIYA MA VI KHAIRA	60.3	59.5	65.4	42.1	49.2	58.1	43	43	4	30	5	0	39	0	4	38.81
SYANGJA	43048	2	PIONEERS' ENGLISH BOARDING SCHOO	51.3	53.4	65.8	39.5	46.5	47.3	91	91	7	53	25	0	85	0	6	38.61
NAWALPARASI	44084	2	SAKURA MEMORIAL BOARDING SCHOO	55.6	57.7	61.7	36.7	51.9	52	49	49	5	29	11	0	45	0	4	38.49
NAWALPARASI	44061	2	NEW LIFE SECONDARY SCHOOL, BARD	57.2	58.8	67.1	32.8	54	51	73	73	2	55	10	0	67	0	6	38.32
RUPANDEHI	48166	1	PRAGATI MA.VI. GAJEDI-2 BELBHARIY	36.1	55.8	55.9	33.5	49.8	48.5	124	124	3	58	60	0	121	0	3	38.29
RUPANDEHI	48024	1	KALIKA HIGHER SECONDARY SCHOOL	52.1	56.3	54.5	48.4	53.6	55.5	129	129	12	83	22	0	117	0	12	38.20
TANAHUN	42036	1	SATYAWATI MA VI DAMAULI	53	61.7	66.9	36.6	54	50.8	241	241	27	141	51	0	219	0	22	38.14
NAWALPARASI	44094	2	GYANJYOTI ACADEMY HIGHER SECON	50.9	62.2	62.4	41.9	50.4	49.7	77	77	11	44	14	0	69	0	8	38.08
GORKHA	38057	1	NAVAJAGRITI CHANDI MA VI ASHRAN	36.8	59.1	52.2	33.7	49.1	53.8	91	91	2	49	36	0	87	0	4	37.91
RUPANDEHI	48131	2	PASHCHIMANCHAL ENGLISH SCHOOL S	56.7	58.8	54.2	33.5	63.9	53.6	102	102	9	65	18	0	92	0	10	37.72
GULMI	46072	2	READERS' PUBLIC HIGH SCHOOL TAMC	53.1	59.2	66.3	45.2	42.1	41.6	48	48	2	32	10	0	44	0	4	37.66
PARBAT	53002	1	NAV JAGRIT MA VI TILAHAR	46.8	51	57.8	33.5	54.3	42.6	51	51	0	25	24	0	49	0	2	37.06
KAPILVASTU	49041	2	OUR WISDOM BOARDING SCHOOL BAN	61.2	61.6	69.6	46	44.3	55.3	44	44	5	30	3	0	38	0	6	36.73
MYAGDI	51038	1	JAMUNAKHARKA HIGHER SECONDARY	51.5	61.8	45.3	32.6	46.6	51.6	48	48	4	23	17	0	44	0	4	36.64
KASKI	41120	2	TOPS ENGLISH BOARDING SCHOOL RA	63	65.3	66.8	26.6	47.3	58.6	47	47	5	35	0	0	40	0	7	36.54
NAWALPARASI	44052	1	NEPAL MA VI DIVYAPURI	45.9	54.8	68.3	39.5	46.9	48.1	91	91	12	43	26	0	81	0	10	36.35
GULMI	46002	1	MAHENDRA MA VI TAMGHAS	52.7	63.3	56.9	39.7	54.2	49.4	65	65	8	31	19	0	58	0	7	36.29
RUPANDEHI	48021	1	SHANTI MODEL HIGHER SECONDARY S	51.1	63.2	60.6	39.4	66.2	50.6	192	192	49	91	19	0	159	0	33	36.11
NAWALPARASI	44118	2	SAINT JOSEPHS SECONDARY SCHOOL ,	54.3	49.1	59	39.7	53	48.4	44	44	2	29	8	0	39	0	5	35.97
KASKI	41106	2	BALODAYA HIGHER SECONDARY SCH	59.9	61.4	64.5	32	51.1	56.6	55	55	13	30	2	0	45	0	10	35.86
RUPANDEHI	48146	2	KALIKA PUBLIC HIGH SCHOOL BETHAF	46.4	45.4	55.3	35.9	47.8	46.2	57	57	3	28	21	0	52	0	5	35.72
RUPANDEHI	48054	2	SUNSHINE BOARDING HIGH SCHOOL SI	58.1	47.8	59.6	51.6	51.3	53.4	82	82	6	55	10	0	71	0	11	35.67
RUPANDEHI	48135	2	BUDDHA DEEP ENGLISH BOARDING HI	52.6	58.2	68.6	32.4	49.3	45.9	47	47	6	29	5	0	40	0	7	35.66
KASKI	41181	1	BAL MANDIR MA VI, NADIPUR	59	57.4	56.9	42.9	49.5	60.4	100	100	15	51	20	0	86	0	14	35.55
NAWALPARASI	44024	1	SHIVA HIGHER SECONDARY SCHOOL S	44.9	56.9	52.8	37.3	50.9	47.5	86	86	5	38	35	0	78	0	8	35.01
RUPANDEHI	48051	1	SIDDHESWAR LAL KUMARI HIGHER SE	39.1	53.4	54.1	36.3	43.5	49.3	41	41	1	14	22	2	39	0	2	35.01



## DETAILS OF MERITORIOUS SCHOOL ON THE BASIS OF SEM

(SCHOOL EVALUATION METHOD-SEM, WESTERN REGION)

DISTRICT	SCODE	ST	SCHOOL	AVERAGE MARKS IN COMP. SUBJECTS						STUDENT		PASS					WLD	FLD	SEM
				ENG	NEP	MAT	SCI	SOC	HPE	TAP	TAPRD	DIS	FIR	SEC	TIR	PASS			
TANAHUN	42112	2	NEW MANAKAMANA ENGLISH SECONI	58.5	53.6	68.6	38.2	62.2	52.5	50	50	10	27	4	0	41	0	9	34.95
SYANGJA	43065	2	CHIRAG AWASIYA MA VI GALYANG	58.3	57.3	68.9	33.5	51.3	37	71	71	10	39	10	0	59	0	12	34.12
TANAHUN	42065	2	ARANIKO ENGLISH BOARDING SCHOOL	55.1	60.3	65.7	34.7	54.2	53.5	68	67	8	38	10	0	56	0	11	34.03
KASKI	41006	1	BHARATI BHAWAN MA VI PURAN CHO	45.6	56.9	60	30.9	53.4	47.9	55	55	4	27	17	0	48	0	7	34.02
RUPANDEHI	48138	2	SHANTA JYOTI ENGLISH BOARDING SC	50.4	53.1	47.3	43.2	48.5	55.8	41	41	4	21	10	0	35	0	6	33.84
GORKHA	38021	1	SARASWATI MA VI BORLANG	42.3	66.2	53.1	30.1	52.2	45.1	63	63	1	38	16	0	55	0	8	33.81
TANAHUN	42016	1	TRIBHUWAN HIGHER SECONDARY SCH	41.9	57.5	61.3	32.2	41	46.6	56	56	0	26	24	1	51	0	5	33.78
RUPANDEHI	48110	2	SCHOLARS HOME ENGLISH BOARDING	60.3	52.1	54.4	37.3	54	62.4	57	57	8	35	3	0	46	0	11	33.49
SYANGJA	43055	2	BAL BIDHYA VIKASH MA VI WALING	53.2	49.3	56.8	34.6	49.8	47.4	46	46	4	24	11	0	39	0	7	33.34
PALPA	45081	2	RAMPUR ENGLISH BOARDING SCHOOL	54.2	51.2	68	36.4	50.8	51.6	69	69	10	34	13	0	57	0	12	33.32
GULMI	46065	1	SIDDHA BABA MA VI KHANIGAUN TAM	47.1	52	53.9	29.3	47.6	55	62	62	3	25	27	0	55	0	7	33.21
NAWALPARASI	44081	1	SARASWATI SECONDARY SCHOOL SHI	34.9	56.5	58.9	30.1	41.5	46.7	64	64	1	23	34	0	58	0	6	32.93
GORKHA	38035	1	MAHALAXMI MA VI LAXMIBAZAR	40.3	59.3	49.5	31.2	49.1	48.9	76	76	1	37	29	0	67	0	9	32.91
NAWALPARASI	44042	1	BHIMSEN ADARSHA HIGHER SECONDA	42.4	60	53.1	30.8	54.3	48.3	158	158	12	78	44	0	134	0	24	32.75
NAWALPARASI	44097	2	UJJWAL SHISHU ENGLISH SCHOOL TRI	49.2	49.8	57	34.4	44.2	47.5	61	60	2	29	21	0	52	0	8	32.56
NAWALPARASI	44082	2	AARUNGKHOLA HIGHER SECONDARY	52.6	54.1	72.8	28.9	44.7	51.6	45	45	3	26	8	0	37	0	8	32.00
RUPANDEHI	48090	2	NAMUNA ENGLISH BOARDING SCHOOL	52.3	50.1	48.2	41.1	54.2	48.3	44	44	6	19	11	0	36	0	8	31.96
NAWALPARASI	44095	2	THE PIONEER ENG BOARDING SCHOOL	53.7	56.1	61.3	32	52.8	48.5	56	56	3	31	12	0	46	0	10	31.34
RUPANDEHI	48140	2	KASHI NOBLE ACADEMY, SIDDHARTH	55.4	63.2	51.4	33.4	65.6	55.8	95	95	14	51	9	0	74	0	21	31.22
NAWALPARASI	44074	2	AMAR ENGLISH SECONDARY BOARDIN	56.6	53.8	62.4	35.7	54.5	55.2	44	44	6	26	2	0	34	0	10	31.19
GORKHA	38005	1	JANASHAKTI MA VI NAMJUNG	45.6	61	47.5	31.6	48	46.5	61	61	2	21	30	0	53	0	8	31.11
SYANGJA	43083	2	BAL JYOTI ENGLISH BOARDING SCHOC	56.7	60.5	69.4	29.7	58.8	48	42	42	3	27	3	0	33	0	9	30.80
RUPANDEHI	48116	1	JAN JAGRITI MA VI JOGIKUTI SHANKAI	49.8	67.7	49.3	34.4	53.3	37.8	51	51	2	30	9	0	41	0	10	30.37
NAWALPARASI	44015	1	JANAK MA VI GAINDAKOT	47.4	57.1	53.1	32.3	46.9	47.6	130	130	4	71	31	0	106	0	24	30.32
RUPANDEHI	48155	2	DEVDAHA ENGLISH BOARDING SCHOC	54.1	60	58.7	28.6	64.9	49	60	60	8	37	0	0	45	0	15	30.12
BAGLUNG	52041	2	NEW LIFE BOARDING SCHOOL GALKOT	48.5	50	48.1	31.2	52.7	49.4	61	60	4	21	25	0	50	0	10	30.06
TANAHUN	42015	1	SHIVA SARASWOTI HIGHER SECONDAR	35.8	57.7	48.2	32.3	43.6	42.4	66	66	0	20	36	2	58	0	8	30.05

**DETAILS OF MERITORIOUS SCHOOL ON THE BASIS OF SEM**  
(SCHOOL EVALUATION METHOD-SEM, MID-WESTERN REGION)

DISTRICT	SCODE	ST	SCHOOL	AVERAGE MARKS IN COMP. SUBJECTS						STUDENT		PASS					WLD	FLD	SEM
				ENG	NEP	MAT	SCI	SOC	HPE	TAP	TAPRD	DIS	FIR	SEC	TIR	PASS			
DANG	58034	2	TULASI AWASIYA MA VI TULASIPUR	65	64.1	85.5	48.8	57.4	60.7	174	173	52	121	0	0	173	0	0	49.51
DANG	58064	2	JANAJYOTI VIDYAMANDIR TRIBHUWAN NAGARGHOR	59.3	62.3	70.5	39.4	56.3	51.6	73	72	20	50	2	0	72	0	0	48.85
BARDIYA	68027	2	JANJYOTI SECONDARY BOARDING SCHOOL GULARIYA	60.6	60.1	83.4	48	72.7	56.1	47	47	11	35	1	0	47	0	0	48.27
BANKE	67033	2	BRIGHTLAND HIGH SCHOOL SURKHET ROAD NEPALG	63.7	59.5	74.9	49.3	59.6	55.9	68	68	15	49	4	0	68	0	0	47.65
BANKE	67073	2	ZENITH ENGLISH BOARDING SCHOOL BAGESWARI V D	59.6	64	72.1	41.4	46.6	61.4	56	56	9	47	0	0	56	0	0	47.41
DANG	58072	2	GORKHA HIGHER SECONDARY SCHOOL, TULSIPUR-6	60	62.1	77.2	50.9	56.8	49	58	58	10	47	1	0	58	0	0	47.39
DANG	58039	2	DEEPSHIKHA MA VI TRIBHUVANNAGAR GHORAH	61.8	63.9	67.8	47.2	56.2	59.9	77	77	18	56	2	0	76	0	1	47.34
BANKE	67048	2	GORKHA UNITED PUBLIC SCHOOL RAJHENA	60.4	60.3	71.5	42.7	49.5	61.4	89	89	11	76	2	0	89	0	0	46.60
DANG	58026	2	RAPTI VIDYAMANDIR AWASIYA MA VI TULSIPUR	59.7	55.4	76.9	41.4	51.3	57.5	53	53	5	47	1	0	53	0	0	46.20
BANKE	67102	2	BAGESHWARI ACADEMY E M SCHOOL KOHALPUR BA	59	64	67.2	46.4	52	56.6	63	63	5	57	1	0	63	0	0	46.01
BANKE	67019	2	JAYABAGESHWARI MA VI NEPALGUNJ	59.2	55.6	64.4	47.7	53	47.5	67	67	5	58	4	0	67	0	0	45.45
DANG	58108	2	HIMAL ACADEMY, TULSIPUR	58.1	58.2	70.2	46.4	53.4	54.3	61	61	4	49	8	0	61	0	0	44.51
BANKE	67018	2	ANGELS HIGH SCHOOL GHARBARI TOLE	62.2	61.7	64.9	39.6	61	60.9	57	57	4	50	2	0	56	0	1	44.47
DANG	58049	2	MOUNT VIEW ENGLISH BOARDING SCHOOL TRIBHUW	56.8	58.4	65.3	47.7	62.3	52.9	71	71	13	48	7	0	68	0	3	43.79
BANKE	67041	2	WEST ZONE ENGLISH MEDIUM HIGH SCHOOL NEPALG	60.5	55.4	57.9	43.2	54.3	49.1	79	79	9	61	6	0	76	0	2	43.58
DANG	58077	2	PUBLIC GYAN JYOTI SECONDARY SCHOOL HALAWAR	59	58.5	67.2	41.8	55.5	52.5	77	77	4	61	11	0	76	0	1	43.30
SURKHET	66107	2	SHREE SAINIK AWASIYA MAVI MANGALGADHI	60.7	56.1	62.9	45.1	46.8	51.2	100	100	5	73	22	0	100	0	0	43.27
DANG	58109	2	SWORGADWARI ENGLISH BOARDING SCHOOL,NARAY	54.1	53.3	60.3	39.8	49	57.6	58	58	2	43	13	0	58	0	0	43.00
DANG	58065	2	PASHUPATI VIDHYA ASHRAMA NARAYANPUR	54.7	56	67.8	40.8	45.5	53.4	71	71	3	56	11	0	70	0	1	42.94
DANG	58031	2	SIDDHARTHA ACADEMY GHORAH	58.2	55.8	62.4	41.1	58.5	49.2	59	59	6	44	7	0	57	0	2	42.90
BANKE	67062	2	SUN BEAM ENGLISH MEDIUM SCHOOL DHUMBOJHI	56.1	61.4	66.1	41.5	44.9	52.2	45	45	4	36	2	0	42	0	3	41.33
DANG	58161	2	INNOVATIVE GYAN JYOTI PUBLIC SCHOOL TULSIPUR	50.2	58.9	63.6	36.7	49.7	45.3	52	51	0	41	8	0	49	0	2	40.59
DANG	58051	2	GREAT ARANIKO HIGHER SECONDAR SCHOOL, TULAS	54.2	48.5	60.5	44.2	50.3	41	53	53	3	30	19	0	52	0	1	40.54
DANG	58043	2	MID WESTERN REGIONAL POLICE BOARDING HIGH SC	54.2	49.6	55.9	33.9	52.1	50.6	56	56	0	36	18	0	54	0	2	38.97
DANG	58070	2	GORKHA INTERNATIONAL PUBLIC SECONDARY SCHO	60.1	49.1	54.4	43.3	49.8	47.8	110	110	11	59	33	0	103	0	7	38.83
DANG	58055	2	CHANDRODAYA VIDYA KUNJA ENGLISH BOARDING S	43.5	54.1	63.7	39.2	46.9	52.6	67	67	0	39	25	0	64	0	3	37.78
BANKE	67047	2	DEEP JYOTI VIDYASHRAM CHAPARGAUDI	54.4	47.9	65.2	39.5	36.8	54.4	118	118	4	95	5	0	104	0	14	37.02
SURKHET	66031	2	EAGER BRIDGE SECONDARY BOARDING SCHOOL BIRE	55	58.9	51.3	46.4	49.9	48.1	89	89	13	45	21	0	79	0	10	36.95

**DETAILS OF MERITORIOUS SCHOOL ON THE BASIS OF SEM**  
**(SCHOOL EVALUATION METHOD-SEM, MID-WESTERN REGION)**

DISTRICT	SCODE	ST	SCHOOL	AVERAGE MARKS IN COMP. SUBJECTS						STUDENT		PASS					WLD	FLD	SEM
				ENG	NEP	MAT	SCI	SOC	HPE	TAP	TAPRD	DIS	FIR	SEC	TIR	PASS			
PYUTHAN	57040	2	PUBLIC ENGLISH BOARDING SCHOOL, DAKHAQUADY	53.5	51.9	56.5	31.4	63.5	50.9	56	56	4	37	8	0	49	0	7	36.03
DANG	58085	2	SUNLIGHT MODERN SEC ENG SCHOOL LAMAHI	57.9	59.8	53	36.7	47.9	56.9	54	54	3	34	10	0	47	0	7	35.00
BANKE	67046	2	A B C RESIDENTIAL HIGHER SECONDARY SCHOOL, NE	55.4	47.9	46.8	35.6	49.3	54	66	66	4	34	20	0	58	0	8	34.32
DANG	58046	2	SHANTI SUDHA ENGLISH BOARDING SCHOOL GHORAH	57.6	52.4	45.1	35.6	60.3	48.9	58	58	3	32	15	0	50	0	8	33.56
SURKHET	66059	2	SURKHET HORIZON ACADEMY BIRENDRANAGAR	47.1	53.8	50.5	37.6	45.5	48.4	52	52	2	28	15	0	45	0	7	33.25
BANKE	67050	2	PASHUPATI SECONDARY SCHOOL RANJHA	51.4	50.3	49.1	35.5	40.2	42.9	55	55	0	31	17	0	48	0	7	32.93
SURKHET	66038	2	USHA BAL VATIKA BOARDING SCHOOL BIRENDRANAGAR	48.2	55.3	59.8	40.8	43.3	50.6	116	116	12	58	27	0	97	0	19	32.88
JUMLA	63021	1	RAHADEV SECONDARY SCHOOL, MOFLA, SINJA	44.6	49.7	52.3	36.5	40.9	40.1	54	53	0	21	25	1	47	0	6	31.66
JUMLA	63004	1	BHAIRAV MA VI NARAKOT SINJA	43.7	49.8	48.5	38.9	42.6	46.1	86	84	1	34	38	0	73	0	11	31.25

**DETAILS OF MERITORIOUS SCHOOL ON THE BASIS OF SEM**  
(SCHOOL EVALUATION METHOD-SEM, FAR-WESTERN REGION)

DISTRICT	SCODE	ST	SCHOOL	AVERAGE MARKS IN COMP. SUBJECTS						STUDENT		PASS					WLD	FLD	SEM
				ENG	NEP	MAT	SCI	SOC	HPE	TAP	TAPRD	DIS	FIR	SEC	TIR	PASS			
KANCHANPUR	77039	2	INTERNATIONAL PUBLIC SCHOOL MAHENDRAN	59.4	67.5	79.3	47.4	69.8	51.7	77	76	17	59	0	0	76	0	0	48.36
KAILALI	73084	2	UNITED ACADEMY TIKAPUR	52.7	58.7	70.6	43.4	51.3	52.2	52	52	14	27	11	0	52	0	0	46.66
KAILALI	73076	2	GANESH BABA ENGLISH BOARDING SCHOOL TI	53.6	50.7	67.9	51.8	55.7	54.1	62	62	10	49	2	0	61	0	1	45.97
KAILALI	73015	2	AISHWARYA VIDYA NIKETAN MA VI DHANGAD	59.1	62.3	73.8	44.9	51.4	51.5	231	231	42	174	9	0	225	0	6	45.54
KAILALI	73054	2	STEPPING-STONE ENGLISH SCHOOL CHAURAH	56.5	50.2	75	45.9	50.3	55.6	126	125	19	90	15	0	124	0	1	45.39
KAILALI	73081	2	ARISTO ENGLISH HIGH SCHOOL CAMPUS ROAD	54.4	53	70.9	45.8	46.8	55.7	77	77	15	47	14	0	76	0	1	45.00
KAILALI	73143	2	J. K. ENGLISH SECONDARY SCHOOL, ATTARIYA	47.3	57.9	62	45.4	57.6	45.7	52	51	10	26	13	0	49	0	2	42.43
KAILALI	73193	2	GLEE ACADEMY SCHOOL, HASANPUR	60.3	58.9	71.8	49.1	51.5	49.3	47	47	3	36	6	0	45	0	2	41.65
KAILALI	73078	2	LOTUS EYE ENGLISH SECONDARY SCHOOL ATT	50.8	56.8	59.9	40.6	53.3	51.3	106	106	12	63	26	0	101	0	5	40.75
KAILALI	73026	2	JAYCEES EVEREST ENGLISH MA VI DHANGADHI	54.3	58.1	57.9	43.3	42.3	55.4	69	69	4	53	8	0	65	0	4	40.65
KAILALI	73172	2	RADIANT MONTESSORI ENGLISH SCHOOL, TIK	52.6	51.8	70.2	40.7	55.6	45.9	78	78	9	45	19	0	73	1	4	39.95
KANCHANPUR	77014	2	KANCHAN VIDYA MANDIR ENGLISH BOARDING	55	61.8	63.5	37.9	63.6	45.2	62	62	3	49	5	0	57	0	5	39.38
KAILALI	73069	1	NAV JYOTI VIDYA GRIHA TIKAPUR KAILALI	50.3	48.8	56.3	46.5	51.3	49.9	87	87	3	61	17	0	81	0	6	38.66
KANCHANPUR	77052	2	PRABHAT VIDYA NIKETAN BASANTPUR	48.6	53.1	56.7	36.4	59.8	41.6	46	46	1	31	11	0	43	0	3	38.23
KANCHANPUR	77098	2	LITTLE BUDDHA ACADEMY, BHAGATPUR	56.1	60.4	68.5	41.9	38	45.6	47	47	3	36	2	0	41	0	6	36.86
KAILALI	73132	2	HOLYLAND ENGLISH BOARDING SCHOOLBASAN	41.1	48.9	54.7	36.4	53.6	41.2	74	72	6	33	25	2	66	0	6	36.14
KAILALI	73035	2	KHADGA MEMORIAL ENGLISH BOARDING SCHO	50.7	52.8	67.9	44.2	45.5	48.3	45	45	1	32	6	0	39	0	6	34.83
KAILALI	73074	2	SUDURPACHCHHIM CHHETRIYA PRAHARI AWAS	49.5	48.4	53.6	36.1	37.8	50.4	73	73	0	40	25	0	65	0	8	33.75
KAILALI	73180	1	SAMAJEE SECONDARY SCHOOL, MAJGAUN	31.6	51.9	54	36.2	53.8	42.1	120	120	2	54	47	0	103	0	17	31.28
KAILALI	73037	2	GALAXY HIGHER SECONDARY SCHOOL HASAN	54.7	54.6	57.8	36.2	48	53.3	49	49	2	29	9	0	40	0	9	31.15
KAILALI	73053	2	SIDDHARTHA SHISHU SADAN BOARDING SCHO	55.9	55.3	52.9	38.5	46.3	45	74	74	7	37	15	0	59	0	15	30.46
KANCHANPUR	77043	2	KANCHANJUNGA ENGLISH MA VI KRISHNAPUR	44.6	44.8	51.9	32.1	45.1	41.5	74	74	5	26	30	0	61	0	12	29.90
KANCHANPUR	77060	2	SUN RISE PUBLIC SCHOOL MAHENDRANAGAR	47.2	53.4	52.3	33.2	48.5	43.7	53	53	7	19	16	0	42	0	11	29.58
KAILALI	73075	2	SANT NIRANKARI ADARSHA VIDYA MANDIR TI	46.1	51.9	54.4	37	45.5	44.5	50	50	3	22	15	0	40	0	10	29.02
BAJHANG	70025	1	BETAL MA VI DEURA RATAPANI	30.8	39.7	46.4	24.9	37.3	30.6	60	55	0	5	42	2	49	0	6	28.28
KAILALI	73120	2	MOUNT SAIPAL INTERNATIONAL ACADAMY, TI	42.6	46.5	51.1	29.6	42.3	44.9	100	99	11	28	36	0	75	0	24	26.21
ACHHAM	71003	1	VIDDHYA MANDIR MA VI BINAYAK	39.1	55.9	41.5	30.2	39.8	35.2	86	86	0	17	52	1	70	0	16	25.40

## MERITORIOUS SCHOOL LIST ON THE BASIS OF SEM

(SCHOOL EVALUATION METHOD-SEM, REMOTE)

DISTRICT	SCODE	ST	SCHOOL	AVERAGE MARKS IN COMP. SUBJECTS						STUDENT		PASS						WLD	FLD	SEM
				ENG	NEP	MAT	SCI	SOC	HPE	TAP	TAPRD	DIS	FIR	SEC	TIR	PASS				
JUMLA	63021	1	RAHADEV SECONDARY SCHOOL, MOFLA, SINJA	44.6	49.7	52.3	36.5	40.9	40.1	54	53	0	21	25	1	47	0	6	31.66	
JUMLA	63004	1	BHAIRAV MA VI NARAKOT SINJA	43.7	49.8	48.5	38.9	42.6	46.1	86	84	1	34	38	0	73	0	11	31.25	
SOLUKHUMBU	11013	1	MAHENDRA JYOTI MA VI CHAURIKHARKA	43	56.3	38.9	31.8	49.4	50.4	47	47	0	14	26	0	40	0	7	28.72	
BAJHANG	70025	1	BETAL MA VI DEURA RATAPANI	30.8	39.7	46.4	24.9	37.3	30.6	60	55	0	5	42	2	49	0	6	28.28	
KALIKOT	62012	1	PANCHDEWAL MA VI MEHALMUDI	31.6	41.2	50.8	28.8	36	41.1	62	61	0	4	48	1	53	0	8	26.95	
JUMLA	63015	1	KAILASH MA VI PHUNGRA	34	47	40.1	30.9	46.2	42.9	128	126	0	23	81	2	106	0	20	26.72	
JUMLA	63020	1	MALIKA SECONDARY SCHOOL, DHAPA	39.3	46.1	50.4	30.9	44.6	37.4	90	88	4	26	38	1	69	0	19	26.01	

**SCHOOL EVALUATION METHOD (SEM) IS BASED ON SLC 2070 BS (2014 AD)**

---

**AVERAGE STUDENTS PER SCHOOL**

---

1 **NATIONAL AVERAGE(NA)=44.32**

**EASTERN REGIONAL AVERAGE(ERA)=45.30**

- CENTRAL REGIONAL AVERAGE(CRA)=42.92
- WESTERN REGIONAL AVERAGE(WRA)=40.27
- MID-WEST REGIONAL AVERAGE(MWA)=52.14
- FAR-WEST REGIONAL AVERAGE(FWA)=46.49

**REMOTE DISTRICTS AVERAGE=45.08**

---

2 **SCHOOL EVALUATION METHOD(SEMT)**

---

**$SEMT = ((80 * DIS + 60 * FIR + 45 * SEC + 32 * TIR - 30 * FL) / (SAP * 80)) * 60$**

DIS=DISTINCTION

FIR=FIRST

SEC=SECOND

TIR=THIRD

FL=FAIL

PS=PASS

SAP=STUDENT APPEARED

---

**REMOTE DISTRICTS:**

---

11 SOLUKHUMBU

39 MANANG

50 MUSTANG

59 HUMLA

60 MUGU

61 DOLPA

62 KALIKOT

63 JUMLA

69 BAJURA

70 BAJHANG

DISTRICTWISE PASS RATE										
SNO	DISTRICT	APRD	PASS	PASS%	NOSH	NO OF SCHOOLS WITH THIS PASS RATE				
						0%	1-15%	16-50%	51-79%	80% &+
01	TAPLEJUNG	2043	448	21.93	62	8	31	17	2	4
02	PANCHTHAR	3141	911	29.00	88	8	21	42	9	8
03	ILAM	3728	1497	40.16	124	7	16	56	22	23
04	JHAPA	12006	6820	56.80	267	0	18	80	48	121
05	SANKHUWASABHA	2085	762	36.55	67	3	8	39	11	6
06	TEHRATHUM	1817	557	30.65	49	3	11	24	9	2
07	DHANKUTA	2927	777	26.55	84	1	26	43	8	6
08	BHOJPUR	2709	498	18.38	71	12	28	23	5	3
09	MORANG	15887	7978	50.22	342	7	51	93	47	144
10	SUNSARI	11408	5254	46.06	228	6	37	65	17	103
11	SOLUKHUMBU	1722	770	44.72	43	2	1	22	13	5
12	KHOTANG	3656	619	16.93	90	14	48	20	5	3
13	OKHALDHUNGA	2549	1329	52.14	72	1	6	27	23	15
14	UDAYAPUR	5029	1494	29.71	137	8	40	58	11	20
15	SAPTARI	7938	1741	21.93	110	3	58	16	14	19
16	SIRAHA	8774	3598	41.01	116	0	14	56	10	36
17	DOLAKHA	3269	1505	46.04	91	3	6	50	18	14
18	RAMECHHAP	4045	1426	35.25	92	1	19	52	14	6
19	SINDHULI	5496	1781	32.41	122	4	33	53	17	15
20	DHANUSHA	9078	3730	41.09	147	2	22	61	11	51

DISTRICTWISE PASS RATE										
SNO	DISTRICT	APRD	PASS	PASS%	NOSH	NO OF SCHOOLS WITH THIS PASS RATE				
						0%	1-15%	16-50%	51-79%	80% &+
21	MAHOTTARI	7039	1621	23.03	96	1	38	37	3	17
22	SARLAHI	7203	2635	36.58	113	1	21	53	8	30
23	SINDHUPALCHOK	4582	1978	43.17	135	3	13	74	30	15
24	RASUWA	692	160	23.12	23	3	8	9	1	2
25	NUWAKOT	4696	2502	53.28	122	1	6	51	44	20
26	DHADING	5755	3691	64.14	142	0	4	33	65	40
27	KAVREPALANCHOK	7872	5267	66.91	206	0	7	47	57	95
28	BHAKTAPUR	5311	4666	87.86	184	4	2	12	18	148
29	KATHMANDU	31838	27521	86.44	897	1	9	49	92	746
30	KATHMANDU	747	613	82.06	45	1	0	2	3	39
32	LALITPUR	9038	7809	86.40	280	2	2	26	49	201
33	MAKWANPUR	5271	2893	54.89	119	1	4	53	33	28
34	CHITWAN	10004	6992	69.89	202	0	3	43	65	91
35	RAUTAHAT	5924	2000	33.76	86	0	15	44	10	17
36	BARA	6766	2181	32.23	106	1	26	42	9	28
37	PARSA	5432	2527	46.52	101	1	9	46	14	31
38	GORKHA	4608	2681	58.18	113	2	3	40	50	18
39	MANANG	58	43	74.14	5	1	0	0	2	2
40	LAMJUNG	3249	1857	57.16	90	0	3	39	27	21
41	KASKI	9476	6910	72.92	264	3	4	53	62	142



### DISTRICTWISE PASS RATE

SNO	DISTRICT	APRD	PASS	PASS%	NOSH	NO OF SCHOOLS WITH THIS PASS RATE				
						0%	1-15%	16-50%	51-79%	80% &+
42	TANAHUN	5523	3042	55.08	148	2	12	62	36	36
43	SYANGJA	5891	2634	44.71	163	0	17	89	31	26
44	NAWALPARASI	9874	5340	54.08	199	2	19	70	44	64
45	PALPA	4525	1751	38.70	117	1	14	78	12	12
46	GULMI	4251	1982	46.62	134	1	5	80	32	16
47	ARGHAKHANCHI	3059	1171	38.28	81	1	9	50	10	11
48	RUPANDEHI	12994	7758	59.70	260	1	18	85	51	105
49	KAPILVASTU	5144	1635	31.78	101	3	28	38	13	19
50	MUSTANG	97	84	86.60	8	0	0	1	1	6
51	MYAGDI	2232	1451	65.01	66	0	4	19	24	19
52	BAGLUNG	4888	2039	41.71	130	1	16	68	21	24
53	PARBAT	2937	1445	49.20	87	1	5	45	22	14
54	RUKUM	4634	2169	46.81	78	0	6	37	22	13
55	ROLPA	2287	697	30.48	65	4	15	34	10	2
56	SALYAN	3987	829	20.79	74	3	34	33	1	3
57	PYUTHAN	2347	782	33.32	67	1	14	43	3	6
58	DANG	9055	3642	40.22	168	3	40	43	18	64
59	HUMLA	697	332	47.63	20	1	3	9	6	1
60	MUGU	1239	311	25.10	24	1	8	11	4	0
61	DOLPA	550	218	39.64	15	0	5	8	0	2

DISTRICTWISE PASS RATE										
SNO	DISTRICT	APRD	PASS	PASS%	NOSH	NO OF SCHOOLS WITH THIS PASS RATE				
						0%	1-15%	16-50%	51-79%	80% &+
62	KALIKOT	3100	1500	48.39	54	1	6	19	18	10
63	JUMLA	1800	1181	65.61	38	1	0	11	15	11
64	JAJARKOT	3778	1744	46.16	63	3	4	27	20	9
65	DAILEKH	4565	938	20.55	90	5	36	42	3	4
66	SURKHET	5703	1572	27.56	118	8	48	33	15	14
67	BANKE	5771	2538	43.98	138	6	33	35	19	45
68	BARDIYA	6869	1603	23.34	92	0	34	38	7	13
69	BAJURA	2543	830	32.64	61	4	16	29	7	5
70	BAJHANG	3379	1040	30.78	78	1	21	41	13	2
71	ACHHAM	3925	924	23.54	94	0	46	41	6	1
72	DOTI	2238	634	28.33	80	6	21	39	11	3
73	KAILALI	14059	5099	36.27	219	1	55	97	32	34
74	DARCHULA	2158	492	22.80	67	7	21	35	1	3
75	BAITADI	4782	1425	29.80	117	5	34	56	18	4
76	DADEL DHURA	2065	486	23.54	64	4	20	33	5	2
77	KANCHANPUR	7636	2472	32.37	152	0	45	59	21	27

## PERFORMANCE OF COMMUNITY SCHOOL

SNO	DISTRICT	BOY	GIRL	TOT	BOY	GIRL	TOT	PASS%			PASS DIVISION				NOSH	DROP	AA
								BOY	GIRL	TOT	DIS	FIR	SEC	TRD			
01	TAPLEJUNG	829	996	1825	172	95	267	20.748	9.54	14.63	0	50	204	13	57	22	283.75
02	PANCHTHAR	1233	1671	2904	337	367	704	27.332	21.96	24.24	2	167	492	43	80	22	333.62
03	ILAM	1174	1755	2929	404	425	829	34.412	24.22	28.30	4	175	618	32	87	21	340.05
04	JHAPA	2999	3860	6859	1260	1072	2332	42.014	27.77	34.00	28	626	1543	135	123	92	351.29
05	SANKHUWASABHA	938	1052	1990	385	284	669	41.045	27.00	33.62	2	134	506	27	62	6	359.76
06	TEHRATHUM	784	968	1752	242	260	502	30.867	26.86	28.65	2	99	360	41	46	19	340.45
07	DHANKUTA	1127	1561	2688	284	294	578	25.2	18.83	21.50	1	116	443	18	73	18	327.38
08	BHOJPUR	1155	1467	2622	241	177	418	20.866	12.07	15.94	0	103	308	7	67	18	317.35
09	MORANG	4475	5762	10237	1429	1383	2812	31.933	24.00	27.47	17	560	2030	205	163	130	325.59
10	SUNSARI	2984	3955	6939	759	629	1388	25.436	15.90	20.00	13	291	986	98	93	56	308.79
11	SOLUKHUMBU	805	869	1674	397	330	727	49.317	37.97	43.43	4	179	515	29	40	7	379.20
12	KHOTANG	1673	1883	3556	279	243	522	16.677	12.90	14.68	1	69	384	68	88	55	296.88
13	OKHALDHUNGA	1187	1324	2511	620	671	1291	52.233	50.68	51.41	1	282	981	27	70	18	395.65
14	UDAYAPUR	1862	2470	4332	497	369	866	26.692	14.94	19.99	5	205	594	62	111	35	299.79
15	SAPTARI	3349	3608	6957	650	265	915	19.409	7.34	13.15	16	270	565	64	78	130	257.85
16	SIRAHA	3542	3506	7048	1345	705	2050	37.973	20.11	29.09	53	633	1236	128	72	215	323.95
17	DOLAKHA	1473	1590	3063	767	535	1302	52.071	33.65	42.51	13	457	806	26	83	51	393.34
18	RAMECHHAP	1838	2131	3969	752	598	1350	40.914	28.06	34.01	27	394	879	50	89	28	358.11
19	SINDHULI	2318	2741	5059	711	635	1346	30.673	23.17	26.61	11	236	988	111	109	129	329.66
20	DHANUSHA	3609	3320	6929	1167	684	1851	32.336	20.60	26.71	60	487	1145	159	87	175	310.52
21	MAHOTTARI	3589	2976	6565	835	381	1216	23.266	12.80	18.52	17	299	836	64	77	267	298.67

## PERFORMANCE OF COMMUNITY SCHOOL

SNO	DISTRICT	BOY	GIRL	TOT	BOY	GIRL	TOT	PASS%			PASS DIVISION				NOSH	DROP	AA
								BOY	GIRL	TOT	DIS	FIR	SEC	TRD			
22	SARLAHI	2946	2989	5935	923	539	1462	31.331	18.03	24.63	15	389	987	71	78	75	325.05
23	SINDHUPALCHOK	2034	2408	4442	995	857	1852	48.918	35.59	41.69	22	523	1239	68	126	41	377.44
24	RASUWA	314	355	669	87	57	144	27.707	16.06	21.52	2	36	101	5	20	17	322.51
25	NUWAKOT	1887	2348	4235	1064	1014	2078	56.386	43.19	49.07	27	731	1252	68	106	23	392.98
26	DHADING	2366	2914	5280	1642	1616	3258	69.4	55.46	61.70	48	1108	1980	122	123	45	411.86
27	KAVREPALANCHOK	2605	3320	5925	1637	1730	3367	62.841	52.11	56.83	50	1247	1992	78	142	42	408.66
28	BHAKTAPUR	645	863	1508	469	578	1047	72.713	66.98	69.43	79	547	412	9	40	17	460.49
29	KATHMANDU	4287	4867	9154	2714	3074	5788	63.308	63.16	63.23	229	2978	2521	60	171	287	440.76
30	KATHMANDU	94	98	192	34	43	77	36.17	43.88	40.10	0	22	51	4	4	14	373.13
32	LALITPUR	1118	1334	2452	748	804	1552	66.905	60.27	63.30	70	882	593	7	76	52	451.06
33	MAKWANPUR	1871	2424	4295	1040	945	1985	55.585	38.99	46.22	22	618	1279	66	91	56	386.00
34	CHITWAN	2488	3051	5539	1568	1462	3030	63.023	47.92	54.70	97	1133	1755	45	96	13	413.40
35	RAUTAHAT	2939	2525	5464	977	573	1550	33.243	22.69	28.37	7	357	1103	83	70	268	329.31
36	BARA	2865	2855	5720	804	452	1256	28.063	15.83	21.96	35	385	764	72	72	119	302.63
37	PARSA	1996	1652	3648	733	355	1088	36.723	21.49	29.82	19	343	675	51	54	37	331.48
38	GORKHA	2162	2224	4386	1404	1057	2461	64.94	47.53	56.11	56	812	1559	34	107	7	414.72
39	MANANG	26	32	58	18	25	43	69.231	78.13	74.14	0	19	24	0	5	1	448.41
40	LAMJUNG	1215	1465	2680	677	641	1318	55.72	43.75	49.18	18	511	767	22	77	51	406.00
41	KASKI	1972	2416	4388	1154	1041	2195	58.519	43.09	50.02	77	917	1172	29	110	27	415.53
42	TANAHUN	1960	2275	4235	1028	946	1974	52.449	41.58	46.61	80	751	1116	27	108	9	401.12
43	SYANGJA	2153	2595	4748	926	739	1665	43.01	28.48	35.07	18	560	1046	41	127	16	370.40

## PERFORMANCE OF COMMUNITY SCHOOL

SNO	DISTRICT	BOY	GIRL	TOT	BOY	GIRL	TOT	PASS%			PASS DIVISION				NOSH	DROP	AA
								BOY	GIRL	TOT	DIS	FIR	SEC	TRD			
44	NAWALPARASI	3281	3780	7061	1615	1295	2910	49.223	34.26	41.21	85	1029	1731	65	122	61	372.83
45	PALPA	1962	2119	4081	761	603	1364	38.787	28.46	33.42	17	481	841	25	104	22	369.26
46	GULMI	1834	2054	3888	967	705	1672	52.726	34.32	43.00	33	641	982	16	120	18	395.24
47	ARGHAKHANCHI	1280	1600	2880	591	414	1005	46.172	25.88	34.90	4	385	601	15	71	8	372.11
48	RUPANDEHI	3583	3867	7450	1652	1247	2899	46.107	32.25	38.91	160	1247	1449	43	130	44	380.66
49	KAPILVASTU	2157	1866	4023	526	258	784	24.386	13.83	19.49	14	220	502	48	67	29	303.27
50	MUSTANG	40	37	77	39	31	70	97.5	83.78	90.91	0	34	35	1	7	1	480.22
51	MYAGDI	878	978	1856	558	521	1079	63.554	53.27	58.14	4	286	775	14	59	3	410.15
52	BAGLUNG	2036	2294	4330	848	718	1566	41.65	31.30	36.17	22	461	1023	60	108	21	366.08
53	PARBAT	1404	1308	2712	583	637	1220	41.524	48.70	44.99	5	375	793	47	78	14	383.96
54	RUKUM	2244	2303	4547	1158	926	2084	51.604	40.21	45.83	11	404	1555	114	75	154	374.76
55	ROLPA	1041	1168	2209	364	274	638	34.966	23.46	28.88	1	139	476	22	62	6	364.91
56	SALYAN	1811	2133	3944	469	317	786	25.897	14.86	19.93	1	108	618	59	71	62	323.26
57	PYUTHAN	1061	1136	2197	424	223	647	39.962	19.63	29.45	8	168	454	17	62	12	359.70
58	DANG	2479	3693	6172	616	443	1059	24.849	12.00	17.16	7	194	746	112	84	46	303.77
59	HUMLA	373	287	660	201	113	314	53.887	39.37	47.58	2	66	224	22	20	16	381.20
60	MUGU	705	512	1217	190	113	303	26.95	22.07	24.90	2	44	233	24	22	100	327.41
61	DOLPA	304	231	535	132	85	217	43.421	36.80	40.56	2	76	134	5	14	26	384.54
62	KALIKOT	1616	1472	3088	839	650	1489	51.918	44.16	48.22	13	172	1167	137	53	115	364.00
63	JUMLA	899	832	1731	618	499	1117	68.743	59.98	64.53	11	254	798	54	35	75	399.67
64	JAJARKOT	1860	1894	3754	918	813	1731	49.355	42.93	46.11	4	204	1335	188	62	330	357.24

## PERFORMANCE OF COMMUNITY SCHOOL

SNO	DISTRICT	BOY	GIRL	TOT	BOY	GIRL	TOT	PASS%			PASS DIVISION				NOSH	DROP	AA
								BOY	GIRL	TOT	DIS	FIR	SEC	TRD			
65	DAILEKH	2140	2321	4461	567	307	874	26.495	13.23	19.59	2	143	683	46	87	72	318.04
66	SURKHET	2335	2329	4664	558	238	796	23.897	10.22	17.07	9	218	531	38	84	74	317.59
67	BANKE	1734	1944	3678	452	346	798	26.067	17.80	21.70	5	180	564	49	75	73	323.78
68	BARDIYA	2751	3625	6376	752	460	1212	27.336	12.69	19.01	13	298	819	82	71	67	312.20
69	BAJURA	1379	1125	2504	499	292	791	36.186	25.96	31.59	3	149	586	53	58	46	343.32
70	BAJHANG	1985	1364	3349	712	322	1034	35.869	23.61	30.87	1	181	796	56	77	71	351.60
71	ACHHAM	2088	1764	3852	603	299	902	28.879	16.95	23.42	2	180	666	54	92	108	316.86
72	DOTI	1193	960	2153	424	139	563	35.541	14.48	26.15	1	130	420	12	76	12	340.51
73	KAILALI	4861	6042	10903	1617	1158	2775	33.265	19.17	25.45	32	716	1833	194	149	127	322.09
74	DARCHULA	1100	1028	2128	294	171	465	26.727	16.63	21.85	0	95	344	26	64	27	334.66
75	BAITADI	2297	2345	4642	857	503	1360	37.31	21.45	29.30	1	265	1015	79	111	65	343.86
76	DADEL DHURA	956	1015	1971	305	105	410	31.904	10.34	20.80	0	87	297	26	60	6	325.47
77	KANCHANPUR	2784	3254	6038	777	532	1309	27.909	16.35	21.68	5	249	914	141	101	42	311.17
Total		143337	159155	302492	56661	44707	101368	39.53	28.09	33.51	1728	30580	64747	4313	6089	4684	

## PERFORMANCE OF INSTITUTIONAL SCHOOL

SNO	DISTRICT	BOY	GIRL	TOT	BOY	GIRL	TOT	PASS%			PASS DIVISION				NOSH	DROP	AA
								BOY	GIRL	TOT	DIS	FIR	SEC	TRD			
01	TAPLEJUNG	112	106	218	96	85	181	85.71	80.19	83.03	0	76	101	4	5	0	447.48
02	PANCHTHAR	130	107	237	116	91	207	89.23	85.05	87.34	14	139	54	0	8	0	511.50
03	ILAM	428	371	799	376	292	668	87.85	78.71	83.60	77	441	149	1	37	3	515.11
04	JHAPA	2813	2334	5147	2488	2000	4488	88.45	85.69	87.20	468	3001	1007	12	144	11	516.95
05	SANKHUWASABHA	52	43	95	50	43	93	96.15	100.00	97.89	3	81	9	0	5	1	547.28
06	TEHRATHUM	35	30	65	30	25	55	85.71	83.33	84.62	5	35	15	0	3	0	508.28
07	DHANKUTA	131	108	239	106	93	199	80.92	86.11	83.26	13	123	63	0	11	0	499.45
08	BHOJPUR	45	42	87	39	41	80	86.67	97.62	91.95	0	76	4	0	4	0	538.76
09	MORANG	3255	2395	5650	2957	2209	5166	90.84	92.23	91.43	637	3751	768	10	179	8	541.09
10	SUNSARI	2497	1972	4469	2213	1653	3866	88.63	83.82	86.51	323	2724	814	5	135	10	511.42
11	SOLUKHUMBU	26	22	48	24	19	43	92.31	86.36	89.58	1	31	11	0	3	0	506.81
12	KHOTANG	64	36	100	63	34	97	98.44	94.44	97.00	14	78	5	0	2	0	572.62
13	OKHALDHUNGA	24	14	38	24	14	38	100.00	100.00	100.00	2	35	1	0	2	0	576.29
14	UDAYAPUR	391	306	697	358	270	628	91.56	88.24	90.10	84	419	124	1	26	0	532.12
15	SAPTARI	693	288	981	583	243	826	84.13	84.38	84.20	68	506	251	1	32	2	501.39
16	SIRAHA	1172	554	1726	1086	462	1548	92.66	83.39	89.69	235	985	322	6	44	23	531.26
17	DOLAKHA	130	76	206	128	75	203	98.46	98.68	98.54	48	153	2	0	8	0	595.73
18	RAMECHHAP	46	30	76	46	30	76	100.00	100.00	100.00	34	41	1	0	3	0	622.87
19	SINDHULI	250	187	437	249	186	435	99.60	99.47	99.54	130	285	20	0	13	0	596.21
20	DHANUSHA	1442	707	2149	1254	625	1879	86.96	88.40	87.44	293	1158	424	4	60	29	523.12
21	MAHOTTARI	290	184	474	254	151	405	87.59	82.07	85.44	55	293	57	0	19	8	518.47

### PERFORMANCE OF INSTITUTIONAL SCHOOL

SNO	DISTRICT	BOY	GIRL	TOT	BOY	GIRL	TOT	PASS%			PASS DIVISION				NOSH	DROP	AA
								BOY	GIRL	TOT	DIS	FIR	SEC	TRD			
22	SARLAHI	814	454	1268	762	411	1173	93.61	90.53	92.51	138	847	187	1	35	9	538.25
23	SINDHUPALCHOK	83	57	140	75	51	126	90.36	89.47	90.00	25	93	8	0	9	0	569.52
24	RASUWA	13	10	23	7	9	16	53.85	90.00	69.57	2	14	0	0	3	0	489.13
25	NUWAKOT	303	158	461	281	143	424	92.74	90.51	91.97	87	284	53	0	16	0	558.82
26	DHADING	253	222	475	235	198	433	92.89	89.19	91.16	192	222	18	1	19	0	588.58
27	KAVREPALANCHOK	1082	865	1947	1059	841	1900	97.87	97.23	97.59	571	1276	53	0	64	1	598.73
28	BHAKTAPUR	2040	1763	3803	1933	1686	3619	94.75	95.63	95.16	1217	2206	195	1	144	14	590.43
29	KATHMANDU	12389	10295	22684	11920	9813	21733	96.21	95.32	95.81	7510	13063	1154	6	726	156	594.17
30	KATHMANDU	287	268	555	276	260	536	96.17	97.01	96.58	151	356	29	0	41	2	587.12
32	LALITPUR	3466	3120	6586	3286	2971	6257	94.81	95.22	95.00	1939	3956	362	0	205	18	585.41
33	MAKWANPUR	536	440	976	500	408	908	93.28	92.73	93.03	134	634	140	0	28	0	549.31
34	CHITWAN	2558	1907	4465	2294	1668	3962	89.68	87.47	88.73	780	2506	674	2	106	3	541.65
35	RAUTAHAT	299	161	460	290	160	450	96.99	99.38	97.83	92	349	9	0	16	2	591.97
36	BARA	688	358	1046	610	315	925	88.66	87.99	88.43	124	673	126	2	34	8	542.14
37	PARSA	1123	661	1784	948	491	1439	84.42	74.28	80.66	141	951	338	9	47	11	498.63
38	GORKHA	126	96	222	125	95	220	99.21	98.96	99.10	81	136	3	0	6	0	613.02
39	MANANG	0	0	0	0	0	0	#DIV/0!	#DIV/0!	#DIV/0!	0	0	0	0	0	0	0.00
40	LAMJUNG	333	236	569	319	220	539	95.80	93.22	94.73	77	366	95	1	13	2	542.29
41	KASKI	2886	2202	5088	2681	2034	4715	92.90	92.37	92.67	1131	3311	273	0	154	12	575.62
42	TANAHUN	747	541	1288	624	444	1068	83.53	82.07	82.92	140	776	152	0	40	1	532.76
43	SYANGJA	650	493	1143	557	412	969	85.69	83.57	84.78	103	638	228	0	36	2	514.76



### PERFORMANCE OF INSTITUTIONAL SCHOOL

SNO	DISTRICT	BOY	GIRL	TOT	BOY	GIRL	TOT	PASS%			PASS DIVISION				NOSH	DROP	AA
								BOY	GIRL	TOT	DIS	FIR	SEC	TRD			
44	NAWALPARASI	1642	1171	2813	1458	972	2430	88.79	83.01	86.38	332	1656	442	0	77	3	528.16
45	PALPA	267	177	444	241	146	387	90.26	82.49	87.16	69	275	43	0	13	0	546.92
46	GULMI	226	137	363	195	115	310	86.28	83.94	85.40	44	213	53	0	14	0	529.87
47	ARGHAKHANCHI	115	64	179	109	57	166	94.78	89.06	92.74	54	106	6	0	10	0	594.87
48	RUPANDEHI	3212	2332	5544	2840	2019	4859	88.42	86.58	87.64	1047	3235	576	1	130	2	551.89
49	KAPILVASTU	705	416	1121	546	305	851	77.45	73.32	75.91	77	539	234	1	34	8	488.78
50	MUSTANG	6	14	20	4	10	14	66.67	71.43	70.00	0	12	2	0	1	0	497.60
51	MYAGDI	222	154	376	219	153	372	98.65	99.35	98.94	60	275	37	0	7	0	564.90
52	BAGLUNG	332	226	558	280	193	473	84.34	85.40	84.77	76	284	112	1	22	5	521.92
53	PARBAT	83	142	225	83	142	225	100.00	100.00	100.00	101	115	9	0	9	0	615.93
54	RUKUM	57	30	87	56	29	85	98.25	96.67	97.70	6	68	11	0	3	0	547.23
55	ROLPA	42	36	78	33	26	59	78.57	72.22	75.64	1	34	24	0	3	1	475.26
56	SALYAN	25	18	43	25	18	43	100.00	100.00	100.00	0	24	19	0	3	0	481.72
57	PYUTHAN	92	58	150	83	52	135	90.22	89.66	90.00	13	100	22	0	5	0	529.96
58	DANG	1604	1279	2883	1490	1093	2583	92.89	85.46	89.59	204	1788	582	9	84	3	519.11
59	HUMLA	19	18	37	8	10	18	42.11	55.56	48.65	0	3	13	2	1	0	374.89
60	MUGU	19	3	22	7	1	8	36.84	33.33	36.36	0	5	3	0	2	0	402.32
61	DOLPA	9	6	15	1	0	1	11.11	0.00	6.67	0	0	1	0	1	0	355.87
62	KALIKOT	7	5	12	6	5	11	85.71	100.00	91.67	1	10	0	0	1	0	574.25
63	JUMLA	50	19	69	47	17	64	94.00	89.47	92.75	1	47	16	0	3	0	513.17
64	JAJARKOT	12	12	24	7	6	13	58.33	50.00	54.17	0	0	13	0	1	2	385.25

## PERFORMANCE OF INSTITUTIONAL SCHOOL

SNO	DISTRICT	BOY	GIRL	TOT	BOY	GIRL	TOT	PASS%			PASS DIVISION				NOSH	DROP	AA
								BOY	GIRL	TOT	DIS	FIR	SEC	TRD			
65	DAILEKH	55	49	104	41	23	64	74.55	46.94	61.54	2	41	21	0	3	0	454.45
66	SURKHET	618	421	1039	491	285	776	79.45	67.70	74.69	65	499	212	0	34	2	491.95
67	BANKE	1169	924	2093	997	743	1740	85.29	80.41	83.13	110	1294	333	3	63	1	510.29
68	BARDIYA	298	195	493	238	153	391	79.87	78.46	79.31	56	222	113	0	21	0	499.86
69	BAJURA	32	7	39	32	7	39	100.00	100.00	100.00	11	27	1	0	3	0	612.74
70	BAJHANG	16	14	30	6	0	6	37.50	0.00	20.00	0	0	5	1	1	0	287.07
71	ACHHAM	44	29	73	12	10	22	27.27	34.48	30.14	0	6	16	0	2	0	378.93
72	DOTI	61	24	85	55	16	71	90.16	66.67	83.53	4	58	9	0	4	1	523.19
73	KAILALI	1911	1245	3156	1516	808	2324	79.33	64.90	73.64	230	1349	731	14	70	29	474.80
74	DARCHULA	25	5	30	23	4	27	92.00	80.00	90.00	0	19	8	0	3	0	505.53
75	BAITADI	84	56	140	45	20	65	53.57	35.71	46.43	4	28	31	2	6	2	405.82
76	DADEL DHURA	71	23	94	57	19	76	80.28	82.61	80.85	3	50	22	1	4	0	492.16
77	KANCHANPUR	1058	540	1598	797	366	1163	75.33	67.78	72.78	72	669	411	11	51	8	465.82
TOTAL		58890	44068	102958	53370	39094	92464	90.63	88.71	89.81	19782	60139	12430	113	3174	403	

**PERFORMANCE OF ALL SCHOOLS IN SLC EXAMINATION BY DISTRICTS**  
**2071 BS (2015 AD)**

DISTRICT	SCODE	ST	SCHOOL	AVERAGE MARKS IN COMP. SUBJECTS						STUDENT		PASS DIVISION					WLD	FLD	SEM
				ENG	NEP	MAT	SCI	SOC	HPE	TAP	TAPRD	DIS	FIR	SEC	TIR	PASS			
TAPLEJUNG	01001	1	BALSUBODHINI SAN MA VI ME	16	36.1	12.2	10	21.1	20.1	59	59	0	0	7	0	7	0	52	-15.8
TAPLEJUNG	01002	1	BHANU JANA HIGHER SECOND	24.3	46.9	23.8	17.7	37.5	29.8	58	58	0	2	15	3	20	0	38	-3.22
TAPLEJUNG	01003	1	MOTI MA VI KHOKLING	17	37	23.2	21	32.6	32.4	49	49	0	0	10	0	10	0	39	-11
TAPLEJUNG	01004	1	SINAM MA VI SINAM	24	52.6	28.2	21	32.7	21.5	48	48	0	4	10	0	14	0	34	-5.16
TAPLEJUNG	01005	1	GANESH MA VI KHEWANG	16.2	45.2	15.7	18.1	31.6	26.6	35	35	0	2	3	0	5	0	30	-13.8
TAPLEJUNG	01006	1	THECHAMBU MA VI THECHAM	13.3	36.2	12.3	10.2	21.5	18.2	73	73	0	1	5	1	7	0	66	-17.1
TAPLEJUNG	01007	1	MAIWAKHOLA HIGHER SECON	15.1	30.4	12.2	11.4	27.6	23.6	58	58	0	1	3	0	4	0	54	-18.4
TAPLEJUNG	01008	1	PRITHVI MA VI KHAMLUNG	16.9	35	24.7	16.8	25.4	27.4	20	19	0	0	3	0	3	0	16	-13.6
TAPLEJUNG	01009	1	BHANJYANG MA VI LIMBUDIN	16.2	43.1	20.4	19.4	28.2	23.2	53	52	0	0	8	1	9	0	43	-13
TAPLEJUNG	01010	1	NARAYANI MA VI SANGHU	16.6	35.8	12.7	16	25.4	30.5	66	65	0	4	6	0	10	0	55	-13.2
TAPLEJUNG	01011	1	DURGA MA VI PHULBARI	19.4	34.9	14	11.9	30.9	26.1	42	41	0	2	3	0	5	0	36	-15.1
TAPLEJUNG	01012	1	SARASWATI MA VI HANGPANC	18.9	40.5	14.7	11	34.6	33.9	43	43	0	0	5	0	5	0	38	-16
TAPLEJUNG	01013	1	JANATA MA VI HANGDEWA	24.1	44.4	15.8	19.4	30.6	36	49	49	0	1	9	1	11	0	38	-9.84
TAPLEJUNG	01014	1	SARASWATI MA VI LELEP	12.8	25.9	9.5	11.1	17.2	15.8	49	49	0	1	1	0	2	0	47	-20
TAPLEJUNG	01015	1	SARASWATI MA VI SIKAIKHA	16.4	39.1	21.9	20.5	31.7	26.9	13	13	0	0	1	0	1	0	12	-18.2
TAPLEJUNG	01016	1	SANWA MA VI SANWA MEWAK	17.6	41.4	23.3	17.2	28.1	29.1	44	44	0	0	9	1	10	0	34	-9.94
TAPLEJUNG	01017	1	TELLOK MA VI TELLOK	22.6	47.1	25.2	27.4	40.8	33.5	44	42	0	4	12	2	18	0	24	2.21
TAPLEJUNG	01018	1	NILGIRI MA VI MEHELE	14.7	35.6	11.7	16.1	32.5	32.9	33	33	0	1	2	0	3	0	30	-17
TAPLEJUNG	01019	1	KALIKA MA VI NANGKHOLYA	21.5	42.4	13.2	19.3	39.5	32.5	22	22	0	0	5	0	5	0	17	-9.72
TAPLEJUNG	01020	1	NAVA JYOTI AWASIYA MA VI	52.7	55	53.9	46.2	61.2	42.4	10	10	0	8	2	0	10	0	0	42.75
TAPLEJUNG	01021	1	SINWA HIGHER SECONDARY S	14	32.9	17.5	15.6	23	18.1	69	68	0	2	8	0	10	0	57	-13.6
TAPLEJUNG	01022	1	MAHENDRA MA VI PHAKUMV	19.2	34.4	12.8	16	24.5	26	25	25	0	0	1	0	1	0	24	-20.3
TAPLEJUNG	01023	1	CHAKSIBOTE MA VI CHAKSIB	18.1	35.8	6.2	9.3	33.4	31.1	15	15	0	0	1	0	1	0	14	-18.8
TAPLEJUNG	01024	1	CHANGE MA VI CHANGE	14.7	34.8	8.6	8.1	27.8	23.5	43	43	0	0	4	0	4	0	39	-17.3
TAPLEJUNG	01025	1	KALIKA MA VI TIRINGE	22.5	41.1	14.2	19.3	45.4	36.7	30	30	0	0	8	0	8	0	22	-7.5
TAPLEJUNG	01026	1	SHARADA MA VI THUMBEDIN	19.5	36.9	12.7	14.8	28	24.8	41	39	0	2	4	0	6	0	33	-13.3
TAPLEJUNG	01027	1	AMBEGUDIN MA VI RAJA	18.2	45.1	21.8	18.2	33.7	26.7	38	38	0	2	9	0	11	0	27	-5.63
TAPLEJUNG	01028	1	TRIBHUVAN MA VI MEWAKHO	14.6	34.8	20.3	15.7	21.8	23.1	37	37	0	0	2	1	3	0	34	-18.2
TAPLEJUNG	01029	1	BIRENDRA HIGHER SECONDAR	19.9	37.3	18.6	14	27.7	22.9	37	37	0	1	5	0	6	0	31	-13.1
TAPLEJUNG	01030	2	KANCHANJUNGA BOARDING	52.3	47.5	53.6	38.5	59.8	46.5	48	48	0	31	17	0	48	0	0	41.02
TAPLEJUNG	01031	1	PARAM SINGHA DEVI MA VI N	13.3	20.7	6.4	3.7	28.1	24.4	18	18	0	0	0	0	0	0	18	-22.5

**PERFORMANCE OF ALL SCHOOLS IN SLC EXAMINATION BY DISTRICTS**  
**2071 BS (2015 AD)**

DISTRICT	SCODE	ST	SCHOOL	AVERAGE MARKS IN COMP. SUBJECTS						STUDENT		PASS DIVISION						WLD	FLD	SEM
				ENG	NEP	MAT	SCI	SOC	HPE	TAP	TAPRD	DIS	FIR	SEC	TIR	PASS				
TAPLEJUNG	01032	2	MECHI ST. MARY'S ENGLISH BO	45.2	42.5	53.2	40.5	50.3	42	42	42	0	18	17	0	35	0	7	29.2	
TAPLEJUNG	01033	1	SIDDHAKALI MA VI DOKHU-5	18.9	36.6	15.3	12.7	22.9	26.8	54	54	0	1	8	0	9	0	45	-12.9	
TAPLEJUNG	01034	1	MAYAM MA VI FURUMBU-5	15.2	25.7	10.9	9.6	16	17.2	39	39	0	0	1	1	2	0	37	-19.9	
TAPLEJUNG	01035	1	GUPTESHWAR MA VI PHULBAR	26.3	49.1	24.2	21.6	44.5	40.3	20	20	0	5	3	0	8	0	12	2.81	
TAPLEJUNG	01036	2	OXFORD MODEL ENGLISH BOA	40.6	42.3	46.1	32.9	44.2	37.8	18	18	0	4	10	0	14	0	4	23.75	
TAPLEJUNG	01037	1	PANDOLUNG MA VI PANDOLUN	9.7	33.2	11.1	11.3	30.8	29	24	24	0	0	1	0	1	0	23	-20.2	
TAPLEJUNG	01038	1	BALKALYAN MA VI SURUMKH	18.6	43	14.6	13.9	40.9	29.7	21	21	0	0	5	0	5	0	16	-9.11	
TAPLEJUNG	01039	1	RASTRIYA MA VI PEDANG -2	21.1	48.3	15.4	14.3	39.6	30.2	19	19	0	1	1	0	2	0	17	-16	
TAPLEJUNG	01040	1	SIDDHESWORY MA VI SADEWA	24.5	47.3	22.3	17.8	36.3	39.8	12	12	0	0	2	0	2	0	10	-13.1	
TAPLEJUNG	01041	1	KANCHANJANGHA MA VI YAM	18.8	37.9	18.7	9.1	36.2	24.9	11	10	0	0	0	0	0	0	10	-22.5	
TAPLEJUNG	01042	1	JANAKALYAN MA VI DHUNGES	14	37	9.2	13.7	24.5	29.1	27	27	0	0	0	0	0	0	27	-22.5	
TAPLEJUNG	01043	1	SINGHESHWARI MA VI AANGK	22.2	42	27.9	22.9	37.1	35.8	22	22	0	3	4	1	8	0	14	-0.95	
TAPLEJUNG	01044	1	SIMBU MA VI PHAWAKHOLA-5	23	39.3	22.3	21.6	27.2	27.4	14	14	0	0	2	0	2	0	12	-14.5	
TAPLEJUNG	01045	2	KANCHAN ACADEMY PHUNGL	36.8	40.6	37.7	24.5	36.8	34.7	86	86	0	1	55	4	60	0	25	16.68	
TAPLEJUNG	01046	2	LITTLE BUDDHA ENGLISH BOA	51	49.9	61.7	49.3	56	50.2	24	24	0	22	2	0	24	0	0	44.06	
TAPLEJUNG	01047	1	LAXMI MA VI MEWAKHOLA-2,	12.1	23.8	6.6	8.5	22.7	25.6	20	20	0	0	1	0	1	0	19	-19.7	
TAPLEJUNG	01048	1	RABIKALA MA VI SAWADIN-5	9.4	21.5	9.9	8.3	12.3	16.1	39	38	0	0	3	0	3	0	35	-18.1	
TAPLEJUNG	01049	1	SURYA DEVI SECONDARY SCH	11.5	25.5	6.8	10.3	24.4	26.6	31	31	0	0	2	0	2	0	29	-18.9	
TAPLEJUNG	01050	1	SHREE BALDEN SECONDARY S	6.7	19	5.7	10	17.4	25.1	22	22	0	0	0	0	0	0	22	-22.5	
TAPLEJUNG	01051	1	SHREE LAXMI SECONDARY SCI	17.6	41	14.7	9.2	42.3	25.8	19	19	0	0	2	0	2	0	17	-16.6	
TAPLEJUNG	01052	1	SHREE ADARSH SECONDARY S	18.9	36.2	20.2	17.1	26.4	26.7	15	15	0	1	1	0	2	0	13	-14.3	
TAPLEJUNG	01053	1	SHREE SIDDESWARY SECONDA	14	29.1	6.2	10.4	28.8	27.5	24	24	0	0	1	0	1	0	23	-20.2	
TAPLEJUNG	01054	3	SHREE BHANU JANA HIGHER S	9.3	21.2	6.8	12.6	16.5	18	20	12	0	0	0	0	0	0	12	-22.5	
TAPLEJUNG	01055	1	SHREE SARASWATI SECONDAR	13.5	34.8	9.7	17.1	32.3	31.6	16	16	0	0	0	0	0	0	16	-22.5	
TAPLEJUNG	01056	1	SINGHAKALI MA VI THINGLAB	11.9	23.6	7.6	6.5	15.2	20.1	18	16	0	0	1	0	1	0	15	-19	
TAPLEJUNG	01057	1	CHHATEDHUNGA MA VI CHAN	11.3	35.3	5	6.5	31.3	23.9	35	35	0	0	1	0	1	0	34	-20.9	
TAPLEJUNG	01058	1	SURKE MA VI THUKIMA-9	13.9	28.3	4.6	6.7	20	17.9	26	25	0	0	0	0	0	0	25	-22.5	
TAPLEJUNG	01059	1	DURGA MA VI SIKACHA-8	14.6	35.6	8.9	14.9	26.9	20.7	14	14	0	0	0	1	1	0	13	-19.2	
TAPLEJUNG	01060	1	SUNDEVI MA VI EKHABU-8	13.8	35.4	12.9	12	24.3	23.1	23	23	0	0	1	0	1	0	22	-20.1	
TAPLEJUNG	01061	1	SHREE PANCHESWORY SECONI	9.4	25.4	4.2	8.8	26.6	28.4	19	19	0	0	0	0	0	0	19	-22.5	
TAPLEJUNG	01062	1	YUBA BARSHA SECONDARY SC	22	44.8	17.9	13.7	34.7	30.7	22	22	0	1	3	0	4	0	18	-11.8	

**PERFORMANCE OF ALL SCHOOLS IN SLC EXAMINATION BY DISTRICTS**  
**2071 BS (2015 AD)**

DISTRICT	SCODE	ST	SCHOOL	AVERAGE MARKS IN COMP. SUBJECTS						STUDENT		PASS DIVISION					WLD	FLD	SEM
				ENG	NEP	MAT	SCI	SOC	HPE	TAP	TAPRD	DIS	FIR	SEC	TIR	PASS			
PANCHTHAR	02001	1	PHIDIM UCHCHA MA VI PHIDIM	43.8	51.3	54	31.4	38.6	41.1	40	40	1	17	9	0	27	0	13	20.91
PANCHTHAR	02002	1	AMARPUR UCHCHA MA VI DOR	14.8	38.6	21.5	19.5	34.4	31	45	45	0	2	4	0	6	0	39	-14.5
PANCHTHAR	02003	1	BISHNU MA VI CHYANGTHAPU	25.2	40.9	40.6	24.7	34	33.2	74	74	0	7	24	8	39	0	35	7.16
PANCHTHAR	02004	1	KHALANGATAR UCHCHA MA VI	30.5	45.7	36.6	31.5	36	47.4	42	42	0	5	23	1	29	0	13	17.45
PANCHTHAR	02005	1	SIDDHA DEVI MA VI NAWAMID	22.5	37.3	16.5	22.5	40.1	36	68	68	0	5	8	1	14	0	54	-10.2
PANCHTHAR	02006	1	SIDDHAKALI UCHCHA MA VI E	19	36.4	29.7	18.6	39.2	34.8	19	19	0	3	4	0	7	0	12	0
PANCHTHAR	02007	2	NAYA NAMUNA MA VI PHIDIM	49.2	54.9	52.2	35.8	55	52.8	67	67	3	40	16	0	59	0	8	34.93
PANCHTHAR	02008	1	SIDDHADEVI UCHCHA MA VI N	21.1	44.3	18.9	23.1	31.9	28.4	80	80	0	6	10	0	16	0	64	-10.4
PANCHTHAR	02009	1	SIDDHESWORI MA VI BHARPA	17.7	39.8	20.9	14.6	33	43.6	66	65	0	4	1	0	5	0	60	-17.5
PANCHTHAR	02010	1	GUPTESHWOR MA VI OYAM	29.4	48.4	44.8	34.4	47	41.9	25	25	0	8	12	3	23	0	2	31.68
PANCHTHAR	02011	1	JAY NARAYAN ADARSHA MA V	23.4	38.3	19	19	37.1	26	33	33	0	0	7	2	9	0	24	-7.75
PANCHTHAR	02012	1	DURGA UCHCHA MA VI RAVI	24.9	34.4	34.7	20	29.5	28.9	51	50	0	5	8	3	16	0	34	-3.96
PANCHTHAR	02013	1	PRITHIVI UCHCHA MA VI YASC	17.9	31.9	9.8	13.5	33.3	29.3	82	81	0	0	4	0	4	0	77	-19.7
PANCHTHAR	02014	1	INDRANI UCHCHA MA VI MOU	18.3	39.2	28.2	19.2	34.1	28.2	50	49	0	1	7	0	8	0	41	-13.1
PANCHTHAR	02015	1	NILGIRI UCHCHA MA VI SUBHA	22.4	44.7	31.5	25.3	42	36.5	38	38	0	10	6	1	17	0	21	5.37
PANCHTHAR	02016	1	RANITAR MA VI RANITAR	27.5	44.9	30.1	22.5	43.8	36.2	47	46	0	7	11	0	18	0	28	1.22
PANCHTHAR	02017	1	SARASWATI MA VI MACHHEBU	17.6	38.6	9.4	10.6	29.4	40.2	28	28	0	0	0	0	0	0	28	-22.5
PANCHTHAR	02018	1	THARPU UCHCHA MA VI THAR	16.6	33.8	24.3	23	30.5	30.8	118	115	0	9	13	1	23	0	91	-10.3
PANCHTHAR	02019	1	SIRIJUNG UCHCHA MA VI GOPE	30.6	42.9	47.1	28.6	37.1	33.8	30	30	0	2	22	1	25	0	5	24.8
PANCHTHAR	02020	1	DURGA MA VI SARANGDANDA	17.8	29.5	20.1	18.6	33.5	33.8	57	56	0	2	10	1	13	0	43	-9.21
PANCHTHAR	02021	1	SARASWATI MA VI CHOKMAGI	19.8	42.7	22.9	26	38.1	35.2	61	61	0	3	10	1	14	0	47	-9.2
PANCHTHAR	02022	1	SARATAP MA VI PAUWA	27.7	42.4	24.1	17.4	38.2	31.4	40	39	0	1	10	0	11	0	28	-6.35
PANCHTHAR	02023	1	KALIKA MA VI PRANGBUNG	15.5	38	23.4	15.9	40.8	33.1	55	55	0	2	4	0	6	0	49	-16
PANCHTHAR	02024	1	JANA KALYAN MA VI KOLBUN	22.4	33.7	29.6	15.8	29.6	21.4	45	45	0	3	6	0	9	0	36	-10.5
PANCHTHAR	02025	2	MECHI ENGLISH SCHOOL PHID	54.5	51.1	66.9	46	62.1	56.7	42	42	3	33	5	0	41	0	1	43.13
PANCHTHAR	02026	1	ARUBOTE MA VI ARUBOTE	15.5	27.4	12.2	10.7	27.9	27	62	59	0	1	3	0	4	0	55	-18.5
PANCHTHAR	02027	1	MAHENDRODAYA MA VI PIPAI	12.2	26.2	16.1	16.4	29.7	18.9	49	49	0	2	3	0	5	0	44	-16.3
PANCHTHAR	02028	1	SINGHA SIDDHA MA VI ANSHU	19.7	36.4	10.7	14.7	25.5	20.8	27	27	0	0	0	0	0	0	27	-22.5
PANCHTHAR	02029	1	GANESH MA VI NAGI CHITTOK	24.4	41.6	33.2	27.6	30.3	31	38	36	0	4	12	2	18	0	18	6.33
PANCHTHAR	02030	1	KURUMBA MA VI KURUMBA	14.9	35.2	19.3	15.3	31.6	25.7	35	34	0	0	3	0	3	0	31	-17.5
PANCHTHAR	02031	1	GHURBISE PANCHAMI MA VI P	32.5	51.7	38.1	22.6	38.8	33.2	62	62	0	10	19	0	29	0	33	5.63

**PERFORMANCE OF ALL SCHOOLS IN SLC EXAMINATION BY DISTRICTS**  
**2071 BS (2015 AD)**

DISTRICT	SCODE	ST	SCHOOL	AVERAGE MARKS IN COMP. SUBJECTS						STUDENT		PASS DIVISION					WLD	FLD	SEM
				ENG	NEP	MAT	SCI	SOC	HPE	TAP	TAPRD	DIS	FIR	SEC	TIR	PASS			
PANCHTHAR	02032	1	MAHADEV GUPTESHWOR MA V	22.5	38	21.4	22	30.2	29.9	50	49	0	5	4	0	9	0	40	-11
PANCHTHAR	02033	1	SIDDHA SARASWATI MA VI BA	20.9	39	21.3	22	38.4	31.9	45	45	1	0	9	1	11	0	34	-8.38
PANCHTHAR	02034	1	CHANDRESHWAR MA VI KHAN	17.8	44	27.4	19.8	34.1	27.6	32	32	0	1	7	0	8	0	24	-8.09
PANCHTHAR	02035	2	VIDYA BARDAN ENGLISH BOA	58.7	51.5	69.9	48	62.9	56	44	44	7	32	4	0	43	0	1	44.83
PANCHTHAR	02037	1	ITHUNG MA VI RANITAR	19.5	28.2	18.1	17	22.8	22.5	63	63	0	0	2	0	2	0	61	-20.7
PANCHTHAR	02038	1	KALIKA SECONDARY SCHOOL	25.1	45.5	28.7	25.3	33.3	45.3	23	23	0	1	10	0	11	0	12	4.89
PANCHTHAR	02040	1	SIDDHA MA VI PANCHAMI	16.5	30.9	22	20	31.3	30.4	55	55	0	2	12	0	14	0	41	-7.77
PANCHTHAR	02041	1	INDRAWATI MA VI HANGUM	15.9	45.8	22.2	18.4	31.4	27	36	34	0	0	4	0	4	0	30	-15.9
PANCHTHAR	02042	1	SIDDHA DEVI MA VI SIDIN	17.8	41.2	10.7	18.4	27.1	26.8	29	29	0	0	0	0	0	0	29	-22.5
PANCHTHAR	02043	1	JALA SINGH MA VI PAUWA SAF	32.6	43.3	27.6	18.4	39.5	29.3	32	32	0	0	10	0	10	0	22	-4.92
PANCHTHAR	02044	1	SARSWATI MA VI KHUNGA EAI	16.6	42.8	28.1	19.5	30.8	30.3	21	21	0	1	3	0	4	0	16	-10.2
PANCHTHAR	02045	1	SINGHA DEVI MA VI KURUMBA	23	39.4	29.8	20.2	31.9	25.3	36	36	0	1	11	0	12	0	24	-3.44
PANCHTHAR	02046	1	SARBAJANIK MA VI LIMBA	19.6	38.2	36.4	20.3	31.6	30.6	19	19	0	0	3	3	6	0	13	-6.28
PANCHTHAR	02047	2	SANTI BAL BIKASH SECONDAR	47.8	60.6	71.5	43.5	62.7	53.3	15	15	1	12	2	0	15	0	0	44.5
PANCHTHAR	02048	1	SINGHPUR PASHUPATI MA VI A	15.5	36.7	25.7	21.6	32.7	30.7	52	52	0	5	10	0	15	0	37	-5.19
PANCHTHAR	02049	1	SIDDHA MA VI TINGDEN RANIC	15.8	32.8	19	15.6	33.6	25.3	36	36	0	0	1	0	1	0	35	-20.9
PANCHTHAR	02050	2	MOUNT KANCHAN VALLEY SEC	42.3	35.8	45.2	34.3	50.5	58.9	18	18	0	5	10	0	15	0	3	27.5
PANCHTHAR	02051	2	HOLY CHILD ENGLISH SECOND	39.3	33.2	37.7	30.2	47.7	48.9	19	19	0	4	8	0	12	0	7	15.39
PANCHTHAR	02052	2	JANAJYOTY SECONDARY ENGI	26	50.9	45	27.6	48.6	37	21	21	0	6	6	0	12	0	9	12.86
PANCHTHAR	02053	1	BHAGAWATI MA VI DURDIMBA	23.8	41.4	31	21.7	34.6	28.5	16	15	0	0	6	2	8	0	7	6.2
PANCHTHAR	02054	1	BUDDHA MA VI FALAICHA-3	21.3	39.9	35.9	25.6	34.6	33	41	40	0	0	20	1	21	0	19	6.79
PANCHTHAR	02055	1	SATYAHANGMA MA VI IMBUN	24.5	37.4	21.5	24.8	40.1	26.1	19	19	0	0	5	0	5	0	14	-7.7
PANCHTHAR	02056	2	NILAKANTHA ENGLISH BOARD	58.4	47.5	51.5	32.8	53.3	55.1	11	11	0	7	3	0	10	0	1	35.8
PANCHTHAR	02057	1	NARAYANI SECONDARY SCHO	21.1	32.4	35	22.7	27.9	31.8	21	21	0	0	4	3	7	0	14	-5.14
PANCHTHAR	02058	1	SUKHABODH MA VI PHIDIM	40	44.8	33.4	18.7	33.9	33.7	29	29	0	4	4	1	9	0	20	-3.83
PANCHTHAR	02059	1	SIDDHAKALIKA MA VI PHEDAN	16.5	38.1	19.9	23.1	34.4	35.2	33	33	0	0	5	0	5	0	28	-14
PANCHTHAR	02060	1	YUWA VARSHA MA VI SPTAM	20	28.6	20.5	19.8	33	32.1	45	44	0	3	5	0	8	0	36	-11.5
PANCHTHAR	02061	1	SIDDHA MAHENDRA MA VI AN	13.1	25.4	15.3	16.3	23.3	22.5	52	52	0	0	0	0	0	0	52	-22.5
PANCHTHAR	02062	1	TRIVENI SECONDARY SCHOOL	10.4	26	11.5	17.8	26.5	24.5	22	22	0	0	0	0	0	0	22	-22.5
PANCHTHAR	02063	1	BUDDHESHWARY MA VI OLAN	10.8	23.6	22.7	17.6	26.6	20.5	36	36	0	0	0	1	1	0	35	-21.2
PANCHTHAR	02064	1	LUMPHABUNG MA VI LUMPHA	25.3	45.4	26.9	27.3	39.3	39.2	31	31	0	1	11	1	13	0	18	1.14

**PERFORMANCE OF ALL SCHOOLS IN SLC EXAMINATION BY DISTRICTS**  
**2071 BS (2015 AD)**

DISTRICT	SCODE	ST	SCHOOL	AVERAGE MARKS IN COMP. SUBJECTS						STUDENT		PASS DIVISION					WLD	FLD	SEM
				ENG	NEP	MAT	SCI	SOC	HPE	TAP	TAPRD	DIS	FIR	SEC	TIR	PASS			
PANCHTHAR	02065	1	BIDHYA ARJAN MA VI RANITA	15.9	32.4	21.5	19.6	27.1	31.4	18	18	0	0	1	0	1	0	17	-19.4
PANCHTHAR	02066	1	KRISHNA MA VI CHILINGDEN-6	32.8	42.2	24.6	23.6	38.3	25.3	14	14	0	0	5	0	5	0	8	-0.8
PANCHTHAR	02067	1	SIDDHESOR MA VI LUNGRUPA-	20.5	41	23.9	23.3	31	42.3	37	37	0	2	10	0	12	0	25	-3.65
PANCHTHAR	02068	3	PHIDIM U.MA.VI.PHIDIM PANC	25.9	41	24.1	17.2	39.1	29.9	20	20	0	0	4	1	5	0	15	-8.93
PANCHTHAR	02069	1	NANGIN SECONDARY SCHOOL	18.7	36.6	19.4	19.3	30	37.3	36	36	0	0	5	0	5	0	31	-14.7
PANCHTHAR	02070	1	SIDDESWARI MA VI CHILINGDI	21.8	38.7	27.5	22.5	38.6	24.7	23	23	0	0	6	2	8	0	15	-3.78
PANCHTHAR	02071	1	SARASWATI MA VI SUBHANG-8	21.6	42.5	20.8	24.3	37.2	40.1	19	19	0	6	0	1	7	0	12	1.26
PANCHTHAR	02072	1	KHALDE MA VI YASOK-1	13.6	33.7	16.6	15.9	30	25.5	17	17	0	0	4	0	4	0	13	-9.26
PANCHTHAR	02073	1	SINGHA BAHINI SECONDARY S	16.4	36.1	9.2	18	25.1	25	50	50	0	0	3	0	3	0	47	-19.1
PANCHTHAR	02074	1	WOLANE SECONDARY SCHOOL	9.8	28.9	34.2	22.4	32.8	24.9	16	16	0	0	1	0	1	0	15	-19
PANCHTHAR	02075	1	JANAKALYAN SECONDARY SC	33.3	42.1	19.3	18.1	37.3	36.3	15	15	0	0	1	0	1	0	14	-18.8
PANCHTHAR	02076	1	MOTIRAM MA.VI. EKTIN -4,PAN	17.4	42.2	33.5	25.3	50.7	31.3	24	24	0	3	3	0	6	0	18	-7.03
PANCHTHAR	02077	1	SIDDHESWORI MA.VI.EKTIN-3,J	21.8	44.2	21.6	18.9	42.3	30.8	21	21	0	2	5	0	7	0	14	-2.68
PANCHTHAR	02078	1	MEMENG MA.VI. MEMENG-9	15.4	37.7	22.7	16.1	45.6	31.6	25	25	0	0	4	0	4	0	21	-13.5
PANCHTHAR	02079	1	SINGHASIDDHA MA VI, LUNGR	15.8	31.6	14.1	14.4	28.1	35.3	15	15	0	0	0	0	0	0	15	-22.5
PANCHTHAR	02080	1	JORPOKHARI MA VI BHARAPA-	25	47.8	30	25.2	41.9	44.2	21	21	0	2	11	0	13	0	8	13.39
PANCHTHAR	02081	1	JYOTI MA VI AANGSARANG-6	17.8	24.2	11.6	13.2	29	28.9	41	41	0	1	2	0	3	0	38	-18.1
PANCHTHAR	02082	1	SIDDHAKALI MA VI BHARAPA	14.1	37.1	23.5	14.5	30.1	35.4	33	33	0	1	2	0	3	0	30	-17
PANCHTHAR	02083	1	KHUNGA MA VI ,EKTIN -8,KHA	16.4	46.2	27.2	18.7	42.1	47.1	22	22	0	2	7	0	9	0	13	1.53
PANCHTHAR	02084	1	BHAGAWATI MA VI , SIWA -1,P	22.9	45	30.9	27.5	36.2	36.8	12	12	0	1	3	0	4	0	8	-2.81
PANCHTHAR	02085	1	SIDDHESWORI MA VI, SUBHAN	17.6	39.7	19.5	23.7	31.8	29.4	12	12	0	0	1	0	1	0	11	-17.8
PANCHTHAR	02086	1	SIDDHESWORI MA VI NAWAMI	14.8	36.2	14.5	21	29.2	29.6	36	36	0	1	4	0	5	0	31	-14.4
PANCHTHAR	02087	1	KHANDRONG MA VI SARANGD	13.9	18.7	9.7	12.1	19.6	23.6	15	15	0	0	0	0	0	0	15	-22.5
PANCHTHAR	02088	1	SARASWATI MA VI MEMENG-4	13.3	34.2	23.7	12.1	37	29.4	9	9	0	0	0	0	0	0	9	-22.5
PANCHTHAR	02089	1	GADHI MA VI PHIDIM-4	24.9	49.6	32.5	22.5	38.9	34	11	11	0	2	4	0	6	0	5	10.23
PANCHTHAR	02090	1	KALIKA MA VI SAMDIN, PHIDIN	40.5	47.1	24.6	25.6	51.2	43.7	23	23	0	1	7	1	9	0	14	-0.42
ILAM	03001	1	ADARSHA MA VI ILAM	30.7	48.5	40.1	24.1	36.6	35	57	56	0	8	23	0	31	0	25	10.25
ILAM	03002	1	KARFOK VIDYAMANDIR MA VI	16.1	39.3	21.8	19.9	27	32.8	12	12	0	0	1	0	1	0	11	-17.8
ILAM	03003	1	NAMSALING MA VI NAMSALIN	23	48.4	18.2	23.5	32	38.4	74	74	0	3	13	0	16	0	58	-9.88
ILAM	03004	1	BHANUBHAKTA MA VI MANGA	24.3	52.8	19.3	29.6	40.9	37.6	79	79	1	7	10	1	19	0	60	-7.77
ILAM	03005	1	SINGHA DEVI MA VI AMCHOK	26.3	44	23.5	21.1	30.6	41.3	24	24	0	1	4	0	5	0	19	-10.3

**PERFORMANCE OF ALL SCHOOLS IN SLC EXAMINATION BY DISTRICTS**  
**2071 BS (2015 AD)**

DISTRICT	SCODE	ST	SCHOOL	AVERAGE MARKS IN COMP. SUBJECTS						STUDENT		PASS DIVISION					WLD	FLD	SEM
				ENG	NEP	MAT	SCI	SOC	HPE	TAP	TAPRD	DIS	FIR	SEC	TIR	PASS			
ILAM	03006	1	JITPUR MA VI JITPUR	29.9	48.6	29.5	34.4	34.3	33.1	66	66	1	10	17	2	30	0	36	4.88
ILAM	03007	1	BOUDDHADHAM MA VI PASHU	28.9	44.1	14	16.2	47.9	39.7	45	45	0	2	4	0	6	0	39	-14.5
ILAM	03008	1	SARASWATI MA VI SULUBUNG	25.1	42.4	19.7	18.5	32.7	34.1	31	30	0	3	6	1	10	0	20	-2.95
ILAM	03009	1	AMAR KALYAN MA VI NAYABA	31.8	43.7	26.1	36	38.7	33.8	106	105	0	12	33	1	46	0	59	3.34
ILAM	03010	1	MAHENDRODAYA MA VI GAJU	22.6	50.5	18.8	24	27.8	27.3	43	43	0	2	9	0	11	0	32	-7.59
ILAM	03011	1	JANAK MA VI SHREE ANTU	30.7	53.4	34.8	30.8	44.8	37.2	42	42	0	6	19	0	25	0	17	12.59
ILAM	03012	1	CHISOPANI MA VI MIKLUNG BA	20.5	45.2	17.2	12.5	23.7	31.6	35	34	0	0	7	0	7	0	27	-10.9
ILAM	03013	1	AMAR MA VI BARBOTE	22.7	47.3	20.6	21.7	39.3	33.5	53	51	0	2	11	1	14	0	37	-6.81
ILAM	03014	1	SARASWATI MA VI BATASE LA	29.5	43.1	36.3	28.7	45.2	31.8	39	39	0	4	17	5	26	0	13	14.9
ILAM	03015	2	SINGHA BAHINI MA VI SINGHA	57.1	68.2	73.3	46.1	62.1	50.4	35	35	9	26	0	0	35	0	0	48.86
ILAM	03016	1	KRISHNASHRAM MA VI KANYA	30.6	48.8	21.2	22.9	50.4	44.3	48	48	0	4	9	0	13	0	35	-6.33
ILAM	03017	1	KANKAI MA VI DANABARI	28	49.9	26.5	26.7	51.3	47.3	63	63	0	11	14	0	25	0	38	1.79
ILAM	03018	1	JANATA MA VI KANCHANPUR	17.2	29.5	10.2	14.2	13.8	20.4	58	56	0	0	1	0	1	0	55	-21.5
ILAM	03019	2	JYOTISADAN BOARDING SCHO	34.9	58.3	37.2	27.3	46.5	38.9	32	32	0	8	12	0	20	0	12	15.47
ILAM	03020	1	FIKKAL MA VI FIKKAL	23.4	49.3	17.6	14.7	34.4	37.3	81	81	1	5	9	1	16	0	65	-10.5
ILAM	03021	1	SHANTI NIKETAN MA VI KOLBI	34.3	52.6	43.6	45.2	42.8	37.1	32	32	0	10	12	1	23	0	9	21.14
ILAM	03022	1	BHAGAWATI MA VI GOLAKHA	27.6	53.7	31.4	25	40	36.6	39	39	0	2	18	1	21	0	18	8.12
ILAM	03023	1	SINGHA DEVI MA VI EKATAPPA	24.5	49.7	38.9	22.6	38.6	44.1	22	22	0	0	12	0	12	0	10	8.18
ILAM	03024	1	NEPALTAR MA VI SAKHEJUNG	23.5	48.1	32.9	23.6	38.5	33.4	34	34	0	1	11	1	13	0	21	-0.95
ILAM	03025	1	JANATA MA VI CHISAPANI	13.9	37.2	10.1	5.5	21.3	28.6	46	46	0	0	0	0	0	0	46	-22.5
ILAM	03026	1	HIMALAYA MA VI GORKHEY	20.4	38.5	12.2	15	34.3	26.4	32	32	0	2	3	0	5	0	27	-13
ILAM	03027	1	SHYAMBAL MA VI MAIMAJHUV	27.8	41.6	17.6	18.4	35.8	34	28	28	0	0	6	1	7	0	21	-8.79
ILAM	03028	1	SANGRUMBA MA VI SANGRUM	23.6	45.6	21.1	16.1	34.7	27.5	55	55	0	3	11	1	15	0	40	-6.72
ILAM	03029	1	PURNA SMARAK MA VI GODAK	31.6	48.9	25.6	18.8	39.1	34	32	30	0	2	13	0	15	0	15	6.38
ILAM	03030	1	MAIPOKHARI SAN MA VI MAIP	23.3	43.6	14.7	9.8	38.8	36	24	24	0	0	3	0	3	0	21	-15.5
ILAM	03031	1	BHAGAWATI MA VI JAMUNA	19	41.2	12.1	8.6	30.9	33	41	41	0	0	3	0	3	0	38	-18.4
ILAM	03032	1	MIKLACHONG MA VI SAKPHAR	20.4	42.3	15	17.9	23.8	25.4	12	12	0	0	1	1	2	0	10	-13.9
ILAM	03033	1	KHANDRUNG MA VI SIDDHITH	23.3	43.4	17.2	17.8	37.2	26.4	47	47	0	4	5	0	9	0	38	-10.8
ILAM	03034	2	HIMALAYAN SECONDARY ENG	33	60	31.8	36	42.3	38.5	4	4	0	1	2	0	3	0	1	22.5
ILAM	03035	2	SURYODAYA SHIKSHA SADAN	40.3	59.7	44.8	39.5	41.7	42.6	31	31	0	15	5	0	20	0	11	19.23
ILAM	03036	2	PANCHAKANYA AWASIYA VID	37	53.8	41.7	30.2	62.2	46.6	19	19	0	6	9	0	15	0	4	25.46



**PERFORMANCE OF ALL SCHOOLS IN SLC EXAMINATION BY DISTRICTS**  
**2071 BS (2015 AD)**

DISTRICT	SCODE	ST	SCHOOL	AVERAGE MARKS IN COMP. SUBJECTS						STUDENT		PASS DIVISION					WLD	FLD	SEM
				ENG	NEP	MAT	SCI	SOC	HPE	TAP	TAPRD	DIS	FIR	SEC	TIR	PASS			
ILAM	03037	2	EVERLAND INTERNATIONAL A	54.2	51.5	46.3	39.7	67.2	53.3	46	46	1	28	9	0	38	0	8	31.39
ILAM	03038	2	MOUNT MECHI AWASIYA MA V	54.3	62.6	63.7	58	60.1	61.6	25	25	7	17	1	0	25	0	0	48.75
ILAM	03039	1	SARASWATI MA VI BHALUTAR	12.4	24.2	11.6	11.8	22.9	27.9	66	65	0	0	5	0	5	0	60	-18.2
ILAM	03040	1	SARASWATI MA VI SOYANG	21.6	42.8	18.1	20.5	27.3	35.6	30	30	0	0	3	1	4	0	26	-15.3
ILAM	03041	1	SHANTIPUR MA VI SHANTIPUR	21.7	37.5	14.9	15.9	40	28.8	41	40	0	1	2	0	3	0	37	-18
ILAM	03042	1	BHAGAWATI MA VI DHUSENI	23.2	50.2	24.7	30.2	35.7	33.4	49	49	0	2	15	0	17	0	32	-2.53
ILAM	03043	2	SUNAKHARI SECONDARY ENGI	43.1	57.7	66.1	45.5	52.2	43.7	30	30	0	24	6	0	30	0	0	42.75
ILAM	03044	1	PANCHA MA VI SHANTIDANDA	29.8	59.4	41.8	37.5	43.1	46.7	24	24	1	6	10	0	17	0	7	21.25
ILAM	03045	1	BINAPANI MA VI PUWAMAJHU	22.5	49.9	21.2	18.8	32.1	28.6	30	30	0	2	3	0	5	0	25	-12.4
ILAM	03046	2	ILAM NEW LIGHT ENGLISH SEC	39.5	53.4	50.4	26	34.8	42.3	32	32	0	12	10	0	22	0	10	20.39
ILAM	03047	1	DAMBAR DEVI HIGHER SECON	23.7	51.1	26.1	20.2	36.9	33	70	69	0	6	16	0	22	0	47	-3.59
ILAM	03048	1	LAXMI ADARSHA MA VI MAHA	17.7	44.2	19	8.7	22.6	30.4	50	50	0	0	4	0	4	0	46	-18
ILAM	03049	2	ILAM VIDYA MANDIR MA VI N	48.2	56.8	49.4	34.6	48.5	46.6	57	57	3	28	13	0	44	0	13	27.83
ILAM	03050	1	EBHANG MA VI EBHANG	17.4	40.5	13.7	13.7	26.4	32.5	43	42	0	0	7	0	7	0	35	-13.1
ILAM	03051	2	SIDDHA BABA AWASIYA MA V	32.1	52.6	27.4	28	45.9	50.9	7	7	0	2	2	0	4	0	3	12.86
ILAM	03052	2	MAHABHARAT BAL AWASIYA	32.5	31	24	28.5	29.5	26.5	2	1	0	1	0	0	1	0	0	45
ILAM	03053	1	GYANODAYA MA VI JOGMAI	19.8	43.8	18.5	29.9	36.9	34.8	42	42	0	1	7	0	8	0	34	-11.5
ILAM	03054	2	JYOTI VIDYA MANDIR MALAPA	41.9	61.2	45.8	44.1	55.6	54.7	68	67	2	50	9	0	61	0	6	37.89
ILAM	03055	1	PRABODH MA VI MABU-5	18.2	34	4.1	6.2	32.4	30.1	37	37	0	0	0	0	0	0	37	-22.5
ILAM	03056	2	ARUNODAYA AWASIYA MA VI	35.4	52.3	36.3	28.4	51.5	43.4	15	15	1	5	3	0	9	0	6	16.75
ILAM	03057	1	RASTRIYA MA VI, PHAKPHOK	18.9	47	13.6	16.9	31.8	27.3	37	37	0	1	4	0	5	0	32	-14.6
ILAM	03058	1	MOTIRAM MA VI JIRMALE SAL	33.6	54.1	35.6	39	46.2	38.8	14	14	0	4	8	0	12	0	2	28.93
ILAM	03059	1	SAMALBUNG MA VI SAMALBU	26.7	44.9	6.2	21	43.8	45.4	28	28	0	0	0	0	0	0	28	-22.5
ILAM	03060	2	B B MEMORIAL ENGLISH BOAR	51.6	65	55.9	50.8	56.6	49.3	32	32	2	24	5	0	31	0	1	42.07
ILAM	03061	1	BISHNU SECONDARY SCHOOL	19.3	47.4	16	23.4	40.8	40.5	28	28	0	1	5	0	6	0	22	-10
ILAM	03062	2	GREEN VALLEY ACADEMY MA	63.4	67.5	74.6	49.3	65.9	53.3	62	62	17	45	0	0	62	0	0	49.11
ILAM	03063	2	RHODODENDRON ILAM BODRE	42.2	50	35.5	30	46.9	36.5	12	12	0	1	7	0	8	0	4	15.94
ILAM	03064	2	SUNRISE ENGLISH SCHOOL FIK	53.6	53.9	52.3	39.2	64.4	51.5	39	38	2	29	4	0	35	0	3	39.28
ILAM	03065	2	PRAJNA SADAN RESIDENTIAL	58.7	66	58.8	51.3	68.2	62.8	18	18	1	17	0	0	18	0	0	45.83
ILAM	03066	1	BAL MANDAL MA VI JASBIRE	20.7	46.8	21.2	24.5	35.9	32.7	13	13	0	0	4	0	4	0	9	-5.19
ILAM	03067	1	PYANG MA VI PYANG-5	27.8	52.3	21.8	23.5	37.3	43.7	38	38	0	4	8	2	14	0	24	-1.11

**PERFORMANCE OF ALL SCHOOLS IN SLC EXAMINATION BY DISTRICTS**  
**2071 BS (2015 AD)**

DISTRICT	SCODE	ST	SCHOOL	AVERAGE MARKS IN COMP. SUBJECTS						STUDENT		PASS DIVISION					WLD	FLD	SEM
				ENG	NEP	MAT	SCI	SOC	HPE	TAP	TAPRD	DIS	FIR	SEC	TIR	PASS			
ILAM	03068	1	BAL KANYA MA VI SOYAK	25.4	44.1	32	39.5	31.7	31.5	17	17	0	1	6	1	8	0	9	4.06
ILAM	03069	1	JALPA MA VI LUMDE	20.8	48.3	30.3	19.5	29.9	37.5	24	24	0	1	6	0	7	0	17	-5.63
ILAM	03070	1	JYOTI MA VI, LAXMIPUR-7	24.5	41.3	25	21	41.7	30.7	28	28	0	1	11	0	12	0	16	2.01
ILAM	03071	2	BARBOTE ENGLISH BOARDING	34.1	54.1	34.3	22.9	41.1	36.3	9	9	0	3	2	0	5	0	4	12.5
ILAM	03072	1	BIRENDRA MA VI PANCHAKAN	21.4	35.8	23.4	17.9	39.5	28.1	74	74	0	2	19	2	23	0	51	-4.98
ILAM	03073	1	RASTRAPREMI MA VI SAKPHAI	28.5	48.2	26	25.4	31.8	30.8	13	13	0	1	4	0	5	0	8	0
ILAM	03074	1	BHANU MA VI BUKUWA CHULA	17.8	38.4	21.1	16.6	31	36.6	17	17	0	0	3	1	4	0	13	-9.84
ILAM	03075	1	SINGHADEVI MA VI MANGALB	29.1	47.8	30	35.9	40.7	40.7	28	28	0	3	16	0	19	0	9	16.88
ILAM	03076	1	JANAKALYAN MA VI EKATAPP	22.8	46.4	14.9	15.5	27.2	23.2	26	26	0	2	1	0	3	0	23	-15.1
ILAM	03077	1	YUWA BARSHA SECONDARY S	15.9	41	14.2	7.8	18.8	28.7	9	8	0	0	0	0	0	0	8	-22.5
ILAM	03078	1	SARASWATI MA VI JIRMALE-5	28.2	47.5	24.8	27.8	43	36.5	17	17	0	0	9	0	9	0	8	7.28
ILAM	03079	1	PHALANTE MA VI CHAMAITA-9	20.4	45.3	18.6	18.3	32.7	32.9	30	29	0	0	6	1	7	0	22	-9.26
ILAM	03080	1	KHAMBANG MA VI PHAKPHOK	20.8	56.1	28.4	28.2	40.3	43.2	15	15	0	1	4	0	5	0	10	-3
ILAM	03081	1	BHAGAWATI MA VI GOTAMET	19	42.1	11.4	16.8	48	36.7	30	29	0	1	3	0	4	0	25	-14.4
ILAM	03082	1	SARASWATI MA VI KOLBUNG-9	30.7	50.2	27.6	26.9	46.3	41.1	33	33	0	2	13	1	16	0	17	5.16
ILAM	03083	1	KIRANTESHWAR SECONDARY	21.6	37.2	23.2	16.2	34.6	35	22	22	0	0	4	0	4	0	18	-12.3
ILAM	03084	2	NARBADA KALYAN BOARDING	30.7	49.8	47.4	45.4	40.4	40.5	10	10	0	3	6	0	9	0	1	31.5
ILAM	03085	1	SARASWATI MA VI DANABARI	22.3	44.7	22.1	14.1	26.7	32.4	15	15	0	0	4	0	4	0	11	-7.5
ILAM	03086	2	PEACE LAND NATIONAL ACAD	60.7	53	68.2	53.1	70.5	51.5	13	13	2	11	0	0	13	0	0	47.31
ILAM	03087	1	BIDHYA SIRJANATMAK MA VI	10.5	30	3.4	9	14.3	21.1	14	14	0	0	0	0	0	0	14	-22.5
ILAM	03088	1	BALJYOTI MA VI CHULACHULI	32.6	52.9	37.5	28.8	46	42.8	18	18	0	3	8	0	11	0	7	13.75
ILAM	03089	1	SUMBOK MA VI SUMBEK	18.9	43.9	24.6	20.8	34.8	32.2	23	23	0	0	3	1	4	0	19	-13.1
ILAM	03090	1	KRISHNA MA VI LAXMIPUR-5 T	22.8	39.6	16	10.5	20.5	30.6	13	13	0	0	0	0	0	0	13	-22.5
ILAM	03091	1	GANESHWORI MA VI PANCHAK	20.3	42.7	18.2	16.6	34.9	30.6	15	14	0	2	1	0	3	0	11	-8.84
ILAM	03092	1	SHARADA MA VI PUWAMAJHU	31.8	46.8	19.7	21.2	35.2	32.6	9	9	0	0	3	0	3	0	6	-3.75
ILAM	03093	1	SHANTA MA VI PASHUPATINAC	26.9	44.5	11.4	13.3	39.1	26.3	23	22	0	0	1	0	1	0	21	-19.9
ILAM	03094	1	PANCHAKANYA MA VI SHANTI	22.9	45	17.7	23.4	38.5	29.3	24	24	0	1	4	1	6	0	18	-8.37
ILAM	03095	1	BAHUBAN MA VI IROUTAR	33.2	49.3	25.9	22	43.3	40.6	20	20	0	2	7	0	9	0	11	3.94
ILAM	03096	2	MONTESSORI SCHOOL ILAM-9	62.3	66.3	65.3	64.5	69.8	63.3	22	22	9	13	0	0	22	0	0	51.14
ILAM	03097	3	BHAGAWATI MA VI SCHOOL IL	24.2	44.2	27.1	22.5	34	33	59	58	0	0	20	2	22	0	35	-1.11
ILAM	03098	1	SINGHA DEVI MA VI PHUYETA	22.4	45.8	23.8	20.9	38.4	37.4	17	17	0	1	4	0	5	0	12	-5.29

**PERFORMANCE OF ALL SCHOOLS IN SLC EXAMINATION BY DISTRICTS**  
**2071 BS (2015 AD)**

DISTRICT	SCODE	ST	SCHOOL	AVERAGE MARKS IN COMP. SUBJECTS						STUDENT		PASS DIVISION					WLD	FLD	SEM
				ENG	NEP	MAT	SCI	SOC	HPE	TAP	TAPRD	DIS	FIR	SEC	TIR	PASS			
ILAM	03099	1	MECHI MA VI SHREE ANTU-8	32.2	45.5	13.1	19.1	39.9	27.7	18	18	0	0	3	0	3	0	15	-13.1
ILAM	03100	1	SHIVA MAI MA VI NAYABAZAR	16.1	44	7.7	15.7	28.8	37.9	10	10	0	0	0	0	0	0	10	-22.5
ILAM	03101	1	BUDDHA MA VI LAXMIPUR-2	35.3	46.8	25.6	26.9	43.2	33.1	29	29	0	3	8	0	11	0	18	0
ILAM	03102	1	CHHAYA DEVI MA VI AMCHOK	24.6	43.6	25.3	24	40.8	39.4	28	28	0	4	8	0	12	0	16	3.21
ILAM	03103	1	BANJHO GAUN MA VI CHULAC	24.1	35.9	14.2	14.9	21.5	26.9	17	16	0	1	1	0	2	0	14	-14.8
ILAM	03104	1	NANDA MA VI GODAK-2	26.7	46.8	25.9	20.1	30.7	38.2	37	37	0	2	9	0	11	0	26	-5.17
ILAM	03105	1	SHASHI MA VI BADAMTAR,SHA	20.7	40.2	18.2	19.1	39	31.5	23	23	0	0	5	0	5	0	18	-10.3
ILAM	03106	2	PHALGUNANDA SECONDARY S	44.1	48.7	35.2	33.1	36.2	38.8	19	19	0	1	14	0	15	0	4	22.5
ILAM	03107	2	ILAM SAGARMATHA ENGLISH	40.6	56.2	22	23.8	47.4	37.4	14	14	0	5	0	0	5	0	9	1.61
ILAM	03108	2	NEW WORLD ENGLISH SCHOOL	53.1	49	36.9	34.1	66.1	57.4	11	11	1	4	3	0	8	0	3	24.89
ILAM	03109	2	ILAM TEA GARDEN ENGLISH S	52.9	55.7	48.6	50.2	58.6	54.2	23	23	2	12	5	0	19	0	4	32.12
ILAM	03110	2	HERITAGE NATIONAL ACADEM	60	71.4	67.9	63.5	69.6	62.1	31	31	15	16	0	0	31	0	0	52.26
ILAM	03111	2	ILAM MORNING GLORY SCHOC	35	51.6	27.3	29.4	41	35.9	8	8	0	2	1	0	3	0	5	1.41
ILAM	03112	1	SIRISE MAVI SOYANG	24.8	48.7	21.1	20.5	37.2	43.6	33	33	0	3	5	0	8	0	25	-7.84
ILAM	03113	1	JIWAN JYOTI MA VI EVANG	20.8	42.1	18.3	20.3	24.6	26.6	18	18	0	1	3	0	4	0	14	-9.38
ILAM	03114	1	JANTA MA VI KAMAL CHULAC	20.8	38.5	21.6	15	31.6	32.8	42	42	0	3	6	1	10	0	32	-8.54
ILAM	03115	2	ILAM NAWAPRATIVA ACADEM	44	47.6	28.1	30	40.2	38.4	14	14	0	2	4	1	7	0	7	6.54
ILAM	03116	2	SHAKHEJUNG GREEN HILL ACA	44.4	57.7	39.6	31.3	44.4	46.7	7	7	0	3	3	0	6	0	1	30.54
ILAM	03117	1	JANAKI SECONDARY SCHOOL I	16.2	42.2	14.8	17.1	24.7	22.9	17	17	0	0	2	0	2	0	15	-15.9
ILAM	03118	1	SAPTAMAI GURUKUL SANSKRI	32.2	59.6	36.4	72.4	48.4	54.8	5	5	0	2	2	0	4	0	1	27
ILAM	03119	2	BAUDHIK BIKAS AWASHIYA M	61	69.7	73.1	59.3	67.7	62.6	10	10	3	7	0	0	10	0	0	49.5
ILAM	03120	2	PASHUPATI NATIONAL ACADE	52.6	47.4	57.7	31.6	51.2	42	13	13	0	6	6	0	12	0	1	34.62
ILAM	03121	2	ILAM DATTATRAYA ANGREJI E	25.5	47.7	20.4	19	35.2	29.8	10	10	0	2	1	0	3	0	7	-3.38
ILAM	03122	2	HARIHAR MEMORIAL ENGLISH	54.8	57.2	36.4	38	61	48.8	5	5	0	4	0	0	4	0	1	31.5
ILAM	03123	2	SHRIJANSHIL ENGLISH SECON	48.5	60.4	55.6	34.8	43.8	44	12	12	0	6	4	0	10	0	2	30
ILAM	03124	2	ANTU ACADEMY SHREE ANTU	51.4	55.4	47.8	30.2	59.2	41.8	5	5	0	2	3	0	5	0	0	38.25
JHAPA	04001	1	BHADRAPUR MA VI BHADRAPU	21.4	31.1	26.4	13.8	20.4	24.4	73	73	0	1	8	3	12	0	61	-13.5
JHAPA	04002	1	DILLIRAJ HIGHER SECONDARY	17.4	33.8	15.2	17.3	23.2	24.9	120	119	0	1	11	0	12	0	107	-16.7
JHAPA	04003	1	MAHENDRA RATNA MA VI ANA	29.5	47.8	29.7	26.1	35.6	45.6	75	75	0	11	22	1	34	0	41	4.52
JHAPA	04004	1	HIMALI MA VI PRITHIVINAGAR	28.2	37.2	20.7	21.1	29.8	27.4	59	58	0	3	9	0	12	0	46	-10.3
JHAPA	04005	1	MOTI MA VI DHARAMPUR	22	34.7	19.1	13.1	38.5	36	52	52	0	2	8	0	10	0	42	-11.3

**PERFORMANCE OF ALL SCHOOLS IN SLC EXAMINATION BY DISTRICTS**  
**2071 BS (2015 AD)**

DISTRICT	SCODE	ST	SCHOOL	AVERAGE MARKS IN COMP. SUBJECTS						STUDENT		PASS DIVISION					WLD	FLD	SEM
				ENG	NEP	MAT	SCI	SOC	HPE	TAP	TAPRD	DIS	FIR	SEC	TIR	PASS			
JHAPA	04006	2	SAGARMATHA AWASIYA MA V	53	45.8	59.5	34	47.9	48.2	25	25	0	15	8	0	23	0	2	36
JHAPA	04007	1	PRAGATI MA VI JUROPANI	24.1	47.1	35.4	30.4	39.9	42.2	58	58	0	6	28	0	34	0	24	11.64
JHAPA	04008	1	DURGA MA VI GARAMANI	34.8	45.5	32.9	28	38.3	45.3	99	99	0	15	41	1	57	0	42	11.49
JHAPA	04009	2	LITTLE FLOWER ENGLISH MA V	61.3	56	61.4	46.4	51.3	58.5	154	154	25	103	18	0	146	0	8	42.61
JHAPA	04010	2	KANKAI AWASIYA ENGLISH M	45.5	45.9	49.3	36.1	35	47.1	40	40	0	18	16	0	34	0	6	30.38
JHAPA	04011	1	BIRENDRA MA VI CHANDRAGA	21.9	40	21.1	20.3	33.6	32.9	97	96	0	3	20	4	27	0	69	-6.73
JHAPA	04012	1	PASHUPATI MA VI RAJGADHA	15.1	29.7	14.1	10.3	23.7	21.3	155	155	0	2	11	2	15	0	140	-17
JHAPA	04013	1	BANI MA VI LAKHANPUR	30.6	42.3	31.7	22.2	36.9	36.1	63	63	0	10	16	1	27	0	36	3.24
JHAPA	04014	1	JANA JAGRITI MA VI GOLDHAF	28.4	42	40.7	25.5	36.4	30	66	66	0	8	27	3	38	0	28	10.81
JHAPA	04015	1	LAKSHMI MA VI BANIYANI	24	40	26.6	20.6	33.6	36.4	87	86	0	8	15	3	26	0	60	-4.79
JHAPA	04016	2	SIDDHARTHA BOARDING MA V	62.6	65.5	74.4	37.4	55.2	57.3	118	118	30	87	1	0	118	0	0	48.72
JHAPA	04017	1	NARENDRA JANTA MA VI TOPC	30	42.3	17.6	32	26.9	44.9	44	44	0	1	6	0	7	0	37	-13.3
JHAPA	04018	1	ADARSHA MA VI BUDHABARE	33.7	39.1	40.3	25.7	36.4	33.8	55	55	0	7	25	3	35	0	20	14.2
JHAPA	04019	2	CHULACHULI ENGLISH BOARD	57.7	48.6	68	45.1	44.9	46.7	87	87	9	57	21	0	87	0	0	43.84
JHAPA	04020	1	ADARSHA VIDYAMANDIR MA V	22.7	42.5	22.5	19.8	33.5	45.9	44	44	0	5	7	0	12	0	32	-5.88
JHAPA	04021	1	DHULABARI MA VI DHULABAR	24.4	36.2	25.2	19.8	38.5	37.5	98	98	0	4	15	3	22	0	76	-9.71
JHAPA	04022	1	BUDDHA ADARSHA MA VI JAY	23.5	41.8	27.7	27	33.4	42.2	100	100	0	12	19	4	35	0	64	-1.63
JHAPA	04023	1	BALBHADRA JANTA MA VI DH	19	35.5	18.7	21.3	26.6	39	27	27	0	2	4	0	6	0	21	-9.17
JHAPA	04024	1	BHRIKUTI MA VI DURGAPUR	27.7	45.2	35.2	29.7	45.2	37.4	55	55	0	10	17	3	30	0	25	9.7
JHAPA	04025	1	TRIBHUWAN MA VI PANCHGAC	20.7	32.7	19.5	20.5	23.5	37.1	57	56	0	0	10	0	10	0	46	-12.5
JHAPA	04026	2	GYANJYOTI MA VI GAURADAH	47.5	54.8	69.3	41.1	44.4	46.2	61	61	4	39	12	1	56	0	5	37.89
JHAPA	04027	1	MECHI JANASADHARAN MA VI	22.3	40.2	20.8	22.8	30.9	31.9	69	66	0	5	14	1	20	0	46	-4.75
JHAPA	04028	1	SANISCHARE MA VI SANISCHA	23.3	34.3	26.3	18.3	28.8	27.9	133	133	0	1	16	10	27	0	106	-11.7
JHAPA	04029	1	KANKAI MA VI SURUNGA	28.8	43.7	38.5	23.8	44.4	33.4	156	156	4	29	32	2	67	0	89	4.3
JHAPA	04030	1	SHANTI ADARSH MA VI SHANT	30.7	49	36.7	25.6	36.1	44.1	79	79	0	12	30	2	44	0	35	10.29
JHAPA	04031	1	SCHOOL CHAUN MA VI MAHAR	33.3	43.9	33.4	31.1	42.9	40.9	38	38	0	5	20	2	27	0	11	18.43
JHAPA	04032	1	KHAJURGACHHI MA VI KHAJU	20.9	35.3	26.5	13.3	25.5	34	45	44	0	0	10	0	10	0	34	-9.72
JHAPA	04033	1	JANA ADARSHA MA VI SHIVGU	16.4	29.2	13.1	14.9	29.7	22.1	137	137	0	0	8	0	8	0	129	-19.2
JHAPA	04034	1	GAURIGUNJ MA VI GAURIGUNJ	22.4	36.8	27.3	15.3	29.9	30.7	56	56	0	2	10	1	13	0	43	-9.21
JHAPA	04035	1	JANATA MA VI GAURADAH	25.3	46	28.3	21.3	41.2	43.5	100	100	0	9	35	0	44	0	56	3.26
JHAPA	04036	1	BHADRAKALI MA VI KOHABAR	29.8	37.4	32.5	18	33	32.1	44	44	0	1	14	2	17	0	27	-0.95

**PERFORMANCE OF ALL SCHOOLS IN SLC EXAMINATION BY DISTRICTS**  
**2071 BS (2015 AD)**

DISTRICT	SCODE	ST	SCHOOL	AVERAGE MARKS IN COMP. SUBJECTS						STUDENT		PASS DIVISION						WLD	FLD	SEM
				ENG	NEP	MAT	SCI	SOC	HPE	TAP	TAPRD	DIS	FIR	SEC	TIR	PASS				
JHAPA	04037	1	AMAR MA VI BAIGUNDHURA	24.4	41.4	30.8	11.8	33.6	32.9	45	45	0	1	6	0	7	0	38	-13.5	
JHAPA	04038	1	DHUKURPANI MA VI DHUKURE	34.8	43.8	39.6	27.3	43.1	40.6	48	48	0	7	24	4	35	0	13	19.34	
JHAPA	04039	1	MAHENDRA RATNA MA VI TOP	21.9	46	24.9	17.8	38.9	28.1	35	34	0	3	4	0	7	0	27	-9.93	
JHAPA	04040	1	HIMALAYA MA VI DAMAK	36.2	50.7	30.4	19.9	41	37.8	148	145	0	31	35	0	66	0	79	5.51	
JHAPA	04041	1	HALDIBARI MA VI HALDIBARI	22.8	38.7	27.1	16.9	27	38.7	78	78	1	6	13	0	20	0	58	-6.87	
JHAPA	04042	1	RASTRIYA RAMANIYA ADARSH	26.9	49.5	34.3	18.4	37.1	43.1	51	50	0	8	12	0	20	0	30	1.8	
JHAPA	04043	1	ARANIKO MA VI MAHESHPUR	21.4	41.2	23.6	16.5	32.8	34.2	42	42	0	1	8	1	10	0	32	-9.07	
JHAPA	04044	1	ADARSHA MA VI AYABARI KA	31.5	42.4	28	24.2	41.1	37.6	72	71	0	8	22	2	32	0	39	3.85	
JHAPA	04046	1	JANATA HIGHER SECONDARY S	27.8	42.2	30.6	23.2	28.1	38.3	149	148	10	23	18	0	51	0	97	0.41	
JHAPA	04047	1	SARASWOTI MA VI ETABHATT	26.1	38.6	25.5	22.3	35.2	31.8	90	90	0	2	29	6	37	0	53	0.23	
JHAPA	04048	1	SINGH DEVI MA VI DAMAK SA	30.3	48.4	33.7	37.1	36.9	48.1	27	27	0	5	10	0	15	0	12	10.83	
JHAPA	04049	1	PUHATU JANJYOTI MA VI CHA	32.3	44.1	45.7	24.4	31.3	33.4	78	78	1	16	24	0	41	0	37	9.71	
JHAPA	04050	1	KAKARVITTA MA VI KAKARVI	28.2	43.3	25.8	23.9	27.1	34.1	76	76	0	2	19	1	22	0	54	-6.05	
JHAPA	04051	1	JANATA MA VI KHUDUNABARI	20.8	44.2	25.6	21.8	31.8	31.1	39	39	0	4	7	0	11	0	28	-5.48	
JHAPA	04052	1	SARASWATI MA VI RANGAPUR	27.7	41	43.6	24.7	33.3	29.7	32	32	0	1	16	2	19	0	13	10.64	
JHAPA	04053	1	PHULBARI MA VI CHAKCHAKI	18.3	32.6	16.1	14.8	25.3	36.1	78	75	0	4	9	0	13	0	62	-12.2	
JHAPA	04054	1	MAHENDRA MA VI JALTHAL	24.6	45	25.4	24.5	37	36.7	33	33	0	0	13	1	14	0	19	1.07	
JHAPA	04055	1	MAHENDRA JYOTI MA VI GAR	28.8	37.2	21.7	13.5	30	27	42	42	0	1	6	3	10	0	32	-9.54	
JHAPA	04056	1	SAHID DHARMABHAKTA MA V	20.3	40.9	24	17.6	23.7	36.9	66	66	0	2	12	0	14	0	52	-10.2	
JHAPA	04057	1	BHANU HIGHER SECONDARY S	24	46.1	34.5	25.6	29.1	36.7	60	60	1	7	7	1	16	0	44	-5.91	
JHAPA	04058	1	BHANU MA VI BAHUNDANGI	35.6	38.3	29.4	17.4	33.7	31.7	63	63	0	4	16	1	21	0	42	-3.19	
JHAPA	04059	1	BAL KALYAN MA VI KUNJIBAR	26.6	37.5	18.5	22.5	23	38.4	55	55	0	1	8	1	10	0	45	-12.2	
JHAPA	04060	1	SANGBED SAN MA VI CHARPA	32.4	49.7	37.9	56.1	32.9	40.4	14	14	0	2	8	0	10	0	4	19.29	
JHAPA	04061	1	CHAMPAPUR MA VI GHAILADU	24.6	42.7	30.4	22.6	34.4	44.8	45	45	0	2	17	0	19	0	26	1.75	
JHAPA	04062	1	PATHARIYA MA VI PATHARIYA	22.6	39.2	21.7	27.9	36	34.5	60	59	0	6	10	1	17	0	42	-5.31	
JHAPA	04063	2	SHARADA SHISHU SADAN MA Y	48.7	41.3	37	25.1	38.1	44.4	29	29	0	3	16	0	19	0	10	15.52	
JHAPA	04064	1	GADI GAUN MA VI SHANTINAG	30.2	39.8	39	23.1	37.7	32.2	42	41	0	5	20	0	25	0	16	13.17	
JHAPA	04065	2	FIVE STAR ENGLISH BOARDING	52.7	53	63.3	35.2	59.9	58.2	27	27	0	22	3	0	25	0	2	38.75	
JHAPA	04066	2	MECHI AWASIYA MA VI DAMA	62.6	51.1	75.3	51.4	59.3	53.4	34	34	5	29	0	0	34	0	0	47.21	
JHAPA	04067	2	BIDUR ENGLISH BOARDING SC	54.6	50.7	46.1	46.7	48.9	52.8	53	53	6	32	7	0	45	0	8	35.02	
JHAPA	04068	2	EVEREST BOARDING HIGH SCH	60.7	63	65.7	34.8	55.6	55.1	43	43	12	24	6	0	42	0	1	46.05	

**PERFORMANCE OF ALL SCHOOLS IN SLC EXAMINATION BY DISTRICTS**  
**2071 BS (2015 AD)**

DISTRICT	SCODE	ST	SCHOOL	AVERAGE MARKS IN COMP. SUBJECTS						STUDENT		PASS DIVISION					WLD	FLD	SEM
				ENG	NEP	MAT	SCI	SOC	HPE	TAP	TAPRD	DIS	FIR	SEC	TIR	PASS			
JHAPA	04070	2	BALKALYAN AWASIYA MA VI	55.5	53.8	66.9	42.8	51.6	51.3	32	32	2	21	7	0	30	0	2	39.26
JHAPA	04071	2	PRAGYAN ACADEMY CHANDR	57.8	51.4	67.6	36.8	42.2	35.8	34	34	2	18	7	0	27	0	7	29.67
JHAPA	04072	1	ARJUNDHARA SAN ADARSHA N	24.3	43	28.6	27.2	31.1	37.7	22	22	0	0	8	2	10	0	12	2.18
JHAPA	04073	2	PASHUPATI BOARDING SCHOO	53.5	51.7	57.6	46.7	41	43.9	27	27	0	20	4	0	24	0	3	35.83
JHAPA	04074	2	MOUNT EVEREST MA VI GAUR	53.5	53.9	69	39.5	47.5	47.7	87	87	16	50	15	0	81	0	6	41.16
JHAPA	04075	2	SIDDHARTHA SHISHU SADAN E	54.2	54.3	49.7	44.6	50.6	54.1	43	43	3	27	9	0	39	0	4	37.41
JHAPA	04076	1	KALISTHAN MA VI SANISCHAR	29.1	42.3	26.4	22.9	32.4	26.1	32	32	0	0	7	4	11	0	21	-4.38
JHAPA	04077	1	SAHID DASHARATH CHAND HI	32	49.3	30.5	28.6	47.6	38.1	56	56	0	8	23	0	31	0	25	10.25
JHAPA	04078	1	LALPANI MA VI SHIVAGANJ-5	20	37.1	24.4	18.8	29.7	40.9	67	67	0	6	14	0	20	0	47	-4.7
JHAPA	04079	2	MAHANANDA SHIKSHA SADAN	45.3	38.5	45.6	33.5	36.9	33.6	27	27	0	6	13	3	22	0	5	24.75
JHAPA	04080	2	SHREE HARIKUL MODEL HIGH	53.2	51.2	72.7	48	53.8	57.7	62	62	8	44	10	0	62	0	0	45.12
JHAPA	04081	2	SURYODAYA ENGLISH SCHOOL	63.6	56.6	71.4	54.3	59.2	53.8	82	81	23	57	1	0	81	0	0	49.12
JHAPA	04082	1	PANINI MA VI DAMAK-15	25.2	43.3	24.9	24.9	33	38.4	56	56	0	3	17	0	20	0	36	-1.81
JHAPA	04083	2	DHRUBA TARA RESIDENTIAL S	47.9	56.2	54.8	38.3	42.8	41	31	31	1	14	12	0	27	0	4	32.42
JHAPA	04085	1	KAMALA MADAN ASRIT SMRIT	25.6	42.8	27.2	18.4	39.6	40.1	78	77	0	8	15	0	23	0	54	-4.53
JHAPA	04086	2	CHETANA MA VI SHIVAGANJ	46.5	41.8	36.3	23.3	48.6	35.8	12	12	0	2	6	0	8	0	4	16.88
JHAPA	04087	2	MECHI ENGLISH HIGH SCHOOL	47.6	46.9	51.8	39.3	44.8	36.3	28	28	2	13	7	1	23	0	5	30.46
JHAPA	04088	2	NORTH POINT ENGLISH BOAR	48.7	48.9	49.8	36.5	42.2	48.9	65	65	1	27	26	0	54	0	11	29.31
JHAPA	04089	2	EMERALD ACADEMY PRATISTI	51.5	49.1	44.5	45.4	49.3	52.4	37	37	0	23	12	0	35	0	2	37.7
JHAPA	04090	2	SHISHU NIKETAN ENGLISH SCH	47.2	45.9	41.8	39.1	49.7	50	48	48	2	23	10	0	35	0	13	25
JHAPA	04091	2	GLOBAL EDUCATIONAL ACAD	58	54.2	64.9	33.5	50.8	51	61	61	2	49	10	0	61	0	0	43.65
JHAPA	04092	2	PASHUPATI ENGLISH MA VI SU	55.7	56.4	68.1	51.5	56.7	60.2	86	86	23	51	8	0	82	0	4	44.83
JHAPA	04093	2	DIBYA RATNA AWASIYA MA V	55.9	53.9	64.7	49.8	54.1	58.2	24	24	1	21	1	0	23	0	1	42.34
JHAPA	04094	1	BHANU MA VI ARJUNDHARA	22.3	42.4	15.2	19.2	30.9	42.9	89	89	0	7	7	0	14	0	75	-12.8
JHAPA	04095	2	SWASTIKA SHISHU SADAN MA	51.5	46.3	45.9	30	34.2	37.6	36	36	0	9	15	0	24	0	12	17.81
JHAPA	04096	1	LAXMI NARAYAN MA VI DHAR	24.8	36.2	25.7	15.6	33.3	27.2	44	42	0	0	9	1	10	0	32	-9.34
JHAPA	04097	1	BIR AMAR SINGH MA VI CHAR	25.4	40.6	29	24.5	30.7	31.3	33	33	0	2	7	0	9	0	24	-6.48
JHAPA	04099	2	HIMALAYAN ENGLISH ACADEN	53.9	48.7	58.2	44.7	39.9	50.1	57	57	1	36	15	0	52	0	5	36.38
JHAPA	04101	1	NEW HORIZON ACADEMY BHU	36	35.8	15.6	9.1	31.5	28.1	30	28	0	0	2	0	2	0	26	-18.5
JHAPA	04103	1	TRI-RATNA SECONDARY SCHO	33.9	31.6	23.5	18.9	38.2	31.2	173	168	0	4	33	8	45	1	122	-7.5
JHAPA	04104	2	PRAGATI SECONDARY ENGLIS	57.6	59.1	58.8	47.6	43.2	49.3	33	33	3	22	6	0	31	0	2	40.23

**PERFORMANCE OF ALL SCHOOLS IN SLC EXAMINATION BY DISTRICTS**  
**2071 BS (2015 AD)**

DISTRICT	SCODE	ST	SCHOOL	AVERAGE MARKS IN COMP. SUBJECTS						STUDENT		PASS DIVISION					WLD	FLD	SEM
				ENG	NEP	MAT	SCI	SOC	HPE	TAP	TAPRD	DIS	FIR	SEC	TIR	PASS			
JHAPA	04105	2	JYOTI ENGLISH BOARDING SCH	48.2	41.9	50.5	35.5	48.8	37.6	76	76	2	24	40	1	67	0	9	31.2
JHAPA	04106	2	SURYODAYA ENGLISH BOARDI	55.5	48.4	52.1	46.5	64.1	49.6	44	44	4	31	7	0	42	0	2	41.51
JHAPA	04107	2	EASTERN STAR ENGLISH BOAR	61.8	59.9	77.5	52.8	48.2	56.7	21	21	7	13	0	0	20	0	1	46.79
JHAPA	04108	1	JYAMIR GADHI MA VI JYAMIR	26.3	33.7	30.2	19.2	25.3	30.4	57	57	0	0	14	1	15	0	42	-7.87
JHAPA	04109	2	ARUNODYA AWASIYA SECOND	45.4	41.5	38.6	33.8	57.1	44.9	11	11	0	5	3	0	8	0	3	23.52
JHAPA	04110	2	BISHWA JYOTI SECONDARY BC	52	47	41.3	25.5	45.5	48.7	6	6	0	1	4	0	5	0	1	26.25
JHAPA	04111	2	BIRAT JYOTI ENGLISH BOARDI	56.9	51.9	56	35.3	49.8	46.4	63	63	2	38	13	0	53	0	10	32.44
JHAPA	04113	1	GYANJYOTI MA VI CHANDRAG	29.2	48.7	28	33.9	44.6	40.1	33	32	0	10	5	0	15	0	17	7.38
JHAPA	04114	2	GOLDEN SUNRISE ENGLISH SCI	55.8	55.4	63.5	39.8	44.4	45.6	25	25	2	18	3	0	23	0	2	39.45
JHAPA	04115	2	LALIMA BOARDING SCHOOL T	47.3	47.3	62.9	38.1	50.5	42.7	36	36	0	24	8	0	32	0	4	35
JHAPA	04116	1	DIVYAJYOTI MA VI RAJGADH	46.3	47.8	52.8	36.1	48.7	40.9	49	49	4	20	19	0	43	0	6	33.6
JHAPA	04117	1	KACHAN KAWAL VIDYA MANI	35.5	44.2	39.1	29.3	41.3	34.8	18	18	0	6	4	0	10	0	8	12.5
JHAPA	04118	1	JANATA MA VI BAHUNDANGI	38.2	35.1	29	24.3	38.1	35	37	37	0	8	10	0	18	0	19	7.3
JHAPA	04119	2	LITTLE ANGELS' BOARDING SC	56.6	52.8	65.3	42.9	45.1	58.2	56	56	6	41	7	0	54	0	2	42.79
JHAPA	04120	2	EAST HORIZON ENGLISH MA V	57.7	55.6	71.4	43.9	67.3	62.7	104	104	19	75	9	0	103	0	1	46.12
JHAPA	04121	1	NAWA KIRAN VIDYA MANDIR	59.5	57.3	71.5	57.7	48.4	51.4	28	28	1	27	0	0	28	0	0	45.54
JHAPA	04122	1	NAVODAYA MA VIDHYA MANI	55.8	55.8	62.4	33.1	55.3	57.7	25	25	0	16	4	0	20	0	5	29.7
JHAPA	04123	2	GYAN JYOTI ENGLISH MA VI R	38.1	49	47.1	35.8	38.8	41.6	86	86	1	34	29	0	64	0	22	24.11
JHAPA	04124	1	CHANDRA BHANU JYOTI MA V	20	35.8	17.3	19.8	33.7	35.2	32	32	0	1	1	0	2	0	30	-18.6
JHAPA	04125	2	GYANODAYA AAWASIYA MA V	43.9	47.1	41.2	26.4	33.8	27.8	18	18	0	2	10	0	12	0	6	16.25
JHAPA	04126	2	NEW DAFFODILS ACADEMY PR	26.1	38.3	25.5	16.5	31.8	37.1	11	10	0	1	3	1	5	0	5	5.78
DHANKUTA	07055	2	NILGIRI (DON BOSCO) SCHOOL HIL	46.6	41.2	40.1	29	35.4	44.1	25	25	0	5	12	0	17	0	8	18
DHANKUTA	07056	1	ATHARSAYA MA VI BASANTATAR	28.1	51.8	26.9	26.8	28.1	38.3	26	26	0	2	6	0	8	0	18	-4.33
DHANKUTA	07057	1	SHARADA SECONDARY SCHOOL M	25.1	59.5	22.7	21.2	35.5	34.5	31	31	0	3	6	0	9	0	22	-5.08
DHANKUTA	07058	2	SAGARMATHA BOARDING SCHO	52.8	53.8	45.9	28.3	40.1	35.6	20	20	1	6	7	0	14	0	6	21.56
DHANKUTA	07059	2	MANAKAMANA SECONDARY SCH	53.1	49.8	63.5	35.6	38.5	41.4	23	23	0	14	8	0	22	0	1	38.15
DHANKUTA	07060	1	LAXMI MA VI KHUNDI MAHABHA	15.5	38.5	32.7	15.7	22.4	24.5	27	27	0	0	4	0	4	0	23	-14.2
DHANKUTA	07061	1	HIMALAYA MA VI GHUMAUNE MA	23.4	46.8	30.2	20.5	28.2	28.8	22	22	0	2	3	0	5	0	17	-8.69
DHANKUTA	07062	1	JANATA MA VI NIGALE MURTIDHU	26.4	45.2	14.5	22.1	33.1	38.8	24	24	0	1	2	0	3	1	20	-14.1
DHANKUTA	07063	1	JIVAN SUDHALAYA MAVI KHOKU-	11.8	36.5	13	8.6	17.8	20	35	35	0	0	1	0	1	0	34	-20.9
DHANKUTA	07064	1	SIDDHA DEVI MA VI SAPTINGTAR	27	57	32.1	26.3	30.5	44.4	31	31	0	3	14	0	17	0	14	9.44
DHANKUTA	07065	3	BHASHA MA VI PATLE (OPEN LEA	16.6	33.3	14.6	11.1	17	23.2	14	14	0	0	1	0	1	0	13	-18.5

**PERFORMANCE OF ALL SCHOOLS IN SLC EXAMINATION BY DISTRICTS**  
**2071 BS (2015 AD)**

DISTRICT	SCODE	ST	SCHOOL	AVERAGE MARKS IN COMP. SUBJECTS						STUDENT		PASS DIVISION						WLD	FLD	SEM
				ENG	NEP	MAT	SCI	SOC	HPE	TAP	TAPRD	DIS	FIR	SEC	TIR	PASS				
DHANKUTA	07066	1	MURTIMAHESHWAR MA VI KOLCI	20.1	42.2	21	18.1	36.2	29	23	23	0	0	4	0	4	0	19	-12.7	
DHANKUTA	07067	1	BALPANCH MA VI SANNE-6	17.8	36.5	16.7	15.9	26.6	26.8	24	24	0	2	4	0	6	0	18	-7.5	
DHANKUTA	07068	1	MANGALADEVI MA VI BODHE-9	20.2	47.2	17.8	19.1	36.8	35.1	30	30	0	1	5	1	7	0	23	-9.32	
DHANKUTA	07069	1	LAXMI MA VI HATTIKHARKA -7	22.5	50.6	18.7	19.7	31.8	33.2	25	25	0	3	3	0	6	0	19	-7.65	
DHANKUTA	07070	1	RAM MA VI RAMBAZAR,LEGUWA-	17.4	40.3	25.8	19	26.7	29.9	34	34	0	2	8	0	10	0	24	-5.29	
DHANKUTA	07071	1	BARAHA LAXMI MA VI TAMRANG,	15.3	43	24.2	19.7	35.9	34.5	35	35	0	0	3	0	3	0	32	-17.7	
DHANKUTA	07072	1	KANYADEVI MA VI KHOKU-3	13.5	29.3	19.1	10.1	14	17.8	62	62	0	1	3	0	4	0	58	-18.7	
DHANKUTA	07073	1	ANNAPURNA SECONDARY SCHOO	24.4	48.1	21.3	21.3	34.4	39.9	27	27	0	2	6	0	8	0	19	-5	
DHANKUTA	07074	1	SARASWATI SECONDARY SCHOOL	23.1	49.8	29.8	17	30	29.6	22	22	0	0	5	0	5	0	17	-9.72	
DHANKUTA	07075	1	SARASWATI SECONDARY SCHOOL	20.1	54.1	21	14.5	38.1	34	19	19	0	0	3	0	3	0	16	-13.6	
DHANKUTA	07076	1	SARASWATI MA VI TANKHYWA-5	14.3	41.7	17.8	13.4	18.8	28.6	32	32	0	0	4	0	4	0	28	-15.5	
DHANKUTA	07077	1	SHANTI NIWAS SECONDARY SCHO	10	30.3	6.5	8.6	24.2	23	12	12	0	0	1	0	1	0	11	-17.8	
DHANKUTA	07078	1	SHARADA SECONDARY SCHOOL H	28.6	49.8	18.1	21.1	34.8	39.8	14	14	0	0	3	0	3	0	11	-10.4	
DHANKUTA	07079	2	DHANKUTA ENGLISH BOARDING S	61.8	66.8	55.4	36.8	56.4	57.2	5	5	1	4	0	0	5	0	0	48	
DHANKUTA	07080	1	SINGHA DEVI SECONDARY SCHOO	28.2	51.4	31.6	26.6	44.2	34.4	25	25	0	3	7	0	10	0	15	1.35	
DHANKUTA	07081	1	MUDHEBAS SECONDARY SCHOOL	14.8	36	15	19.3	18	21.3	8	8	0	0	0	0	0	0	8	-22.5	
DHANKUTA	07082	1	ANIWARYA NISHULKA MA VI CHH	14	39.6	34.5	22.7	24.3	26.7	22	22	0	2	2	0	4	0	18	-11.3	
DHANKUTA	07083	1	SARSWATI MA VI PAREWADIN-6	23.7	42.8	19.1	21	29.8	29.7	30	29	0	1	3	1	5	0	24	-12.8	
DHANKUTA	07084	2	SAKAR SHIKSHA NIKETAN MA VII	43.8	54	35	27.8	35.2	35.4	5	5	0	2	1	0	3	0	2	15.75	
BHOJPUR	08001	1	ANNAPURNA MA VI DILPA	26.9	46.8	18.4	16.6	38.4	42.6	39	39	0	3	3	0	6	0	33	-13	
BHOJPUR	08002	1	BIDYODAYA MA VI BHOJPUR	24.8	42.1	23.7	21.5	36	39.4	94	94	0	12	11	0	23	0	71	-7.3	
BHOJPUR	08003	1	ARUNODAYA MA VI CHARAMBI	21	39.3	17.1	14.4	25.2	31.3	52	52	0	0	3	0	3	0	49	-19.3	
BHOJPUR	08004	1	VISHWA PREMI MA VI YAKU	14.8	31.1	18.4	13.8	27.2	29.2	25	25	0	0	1	0	1	0	24	-20.3	
BHOJPUR	08005	1	YASHODHARA MA VI TAKSAR	26.1	42	20.5	19.4	32.5	29.4	50	50	0	2	6	0	8	0	42	-13.1	
BHOJPUR	08006	1	SHARADA MA VI PYAULI BHANJYA	28.4	43.3	29.6	15.9	37.1	32.1	43	43	0	2	13	0	15	0	28	-2.35	
BHOJPUR	08007	1	SAGARMATHA MA VI GHORETAR	15.9	41.6	19.2	20	30.5	35.7	123	123	0	5	15	0	20	0	103	-12.9	
BHOJPUR	08008	1	SIDDHESHWAR MA VI DAWA BAZA	19.5	38.5	20.4	18.3	35	39.3	95	95	0	3	15	1	19	0	76	-11	
BHOJPUR	08009	1	TRIBHUVAN DHARMODAYA MA V	15	43.3	18	17.9	29.1	33.8	50	50	0	0	4	0	4	0	46	-18	
BHOJPUR	08010	1	SHARADA MA VI JHYAUN POKHA	22.8	54.8	41	31.5	58.3	42	28	28	0	3	8	0	11	0	17	0.8	
BHOJPUR	08011	1	SHADANANDA SAN MA VI DINGLA	17.1	31.2	7.9	13.7	43.6	32.4	43	43	0	0	1	0	1	0	42	-21.2	
BHOJPUR	08012	1	ARUN MA VI DINGLABAZAR	17.6	44.3	24.6	19.6	35	34.6	80	78	0	6	14	0	20	0	58	-7.21	
BHOJPUR	08013	1	BIRENDRA UCHCHA MA VI KULUN	30.7	51.6	42.5	27.3	45.1	45.6	51	51	0	5	31	0	36	0	15	18.31	
BHOJPUR	08014	1	PANCH KANYA MA VI CHYANGR	15.3	40.4	7	9	27.4	36	47	47	0	2	1	0	3	0	44	-18.4	



**PERFORMANCE OF ALL SCHOOLS IN SLC EXAMINATION BY DISTRICTS**  
**2071 BS (2015 AD)**

DISTRICT	SCODE	ST	SCHOOL	AVERAGE MARKS IN COMP. SUBJECTS						STUDENT		PASS DIVISION					WLD	FLD	SEM
				ENG	NEP	MAT	SCI	SOC	HPE	TAP	TAPRD	DIS	FIR	SEC	TIR	PASS			
BHOJPUR	08015	1	KATUNJE MA VI KATUNJE	13.5	29.7	6.9	8.2	12.1	17.1	38	35	0	0	2	0	2	0	33	-19.3
BHOJPUR	08016	1	JANODAYA MA VI SIKTELKOT	17.1	36.4	16.4	15.5	29.8	36.4	72	69	0	1	8	0	9	0	60	-15
BHOJPUR	08017	1	CHANDESWOR MA VI BALANKHA	14.9	32.9	13.5	15.3	30.6	29.8	63	62	0	0	3	1	4	0	58	-19
BHOJPUR	08018	1	BIDDHESHWOR SAN MA VI GOGAN	18.9	45.5	26.7	25.7	41.8	34.4	46	46	0	0	12	0	12	0	34	-7.83
BHOJPUR	08019	1	SANTA SABITRA MA VI NEPALEDA	19.5	42	21.9	16.7	38.1	36.4	42	42	0	3	7	0	10	0	32	-8.3
BHOJPUR	08020	1	MANEDADA MA VI MANEDADA	16.9	44.6	8.8	8.5	37.6	28.3	30	30	0	1	0	0	1	0	29	-20.3
BHOJPUR	08021	1	PANCHA KANYA MA VI BHULKE	15.6	40.1	9.2	13.2	38.2	31	44	44	0	2	1	0	3	0	41	-18.2
BHOJPUR	08022	1	RADHA KRISHNA MA VI SHYAMSII	19.7	53	19	15.7	46.5	33.6	30	30	0	2	2	0	4	0	26	-14.3
BHOJPUR	08023	1	MAHENDRODAYA MA VI JARAYOT	13.7	32	23.9	11.7	27.2	26.4	55	55	0	3	4	1	8	0	47	-13.9
BHOJPUR	08024	1	SINGHESHWARI MA VI BASIKHORA	14.1	34.2	9	13.7	36.7	27.9	81	81	0	1	1	0	2	0	79	-21
BHOJPUR	08025	1	SALEWA MA VI DOBHANE	21.4	46.8	30.8	21.6	42.7	37.8	52	52	0	5	12	2	19	0	33	-1.24
BHOJPUR	08026	1	SANTA MA VI NEPALEDANDA	23.4	43.5	28.6	19.5	41.1	37.5	22	22	0	2	7	0	9	0	13	1.53
BHOJPUR	08027	1	MAHENDRODAYA MA VI BOYA	16.5	44.7	24.5	19.3	32.3	34.1	51	51	0	2	6	0	8	0	43	-13.2
BHOJPUR	08028	1	PANCHAKANYA MA VI BOKHIM	29	50.9	34.7	31.8	38.3	37.5	32	32	0	5	14	1	20	0	12	14.11
BHOJPUR	08029	1	BEHERESHWAR MA VI MANEBHAN	12.7	33	7.1	6.6	13.8	21.3	36	34	0	0	0	0	0	0	34	-22.5
BHOJPUR	08030	1	SINGH DEVI MA VI LEKHARKA	21.6	40.4	23.4	16.2	32.8	37.5	50	50	0	1	11	0	12	0	38	-8.78
BHOJPUR	08031	1	JALPA MA VI CHAUKIDANDA	25	49.7	35.4	22.2	42.6	40.8	23	23	0	2	12	0	14	0	9	12.72
BHOJPUR	08032	1	CHAMPE MA VI, CHAMPE	19.3	42.9	22	21.2	37	37.3	58	58	0	4	9	0	13	0	45	-9.12
BHOJPUR	08033	1	CHANDRA SURYA MA VI BAIKAR E	15.9	36.6	11.1	16.8	45.8	34.4	34	33	0	0	3	0	3	0	30	-17.4
BHOJPUR	08034	1	JANASEWA MA VI HASANPUR	14.6	42.2	18	15.9	27.5	34.6	35	35	0	0	1	0	1	0	34	-20.9
BHOJPUR	08035	1	KALIKA MA VI HELAUNCHHA	14.8	33.2	4.5	5.5	23.8	29.7	16	16	0	0	0	0	0	0	16	-22.5
BHOJPUR	08036	1	PANCHAKANYA MA VI WASINGTH	9.3	23.3	11.4	11.1	21.3	24.9	25	25	0	0	0	0	0	0	25	-22.5
BHOJPUR	08037	1	SAVITRA MA VI KUDAK KAULE	15.9	43.7	22.8	16	30.5	34.5	46	46	0	1	7	0	8	0	38	-12.5
BHOJPUR	08038	1	SHIKSHA KSHAMAKANYA MA VI B	18.2	40.3	8.6	14.4	44.7	37.2	44	43	0	0	0	0	0	0	43	-22.5
BHOJPUR	08039	1	JANAJYOTI MA VI PATLEPANI	12.2	30.5	6.9	12.4	42.1	31.9	82	82	0	0	1	0	1	0	81	-21.8
BHOJPUR	08040	1	SARASWATI MA VI CHAUDANDI DI	11	28	11.1	12.1	24.4	28.5	43	43	0	0	3	0	3	0	40	-18.6
BHOJPUR	08041	1	MAHENDRODAYA MA VI PHALI MC	20.9	41.7	35.8	29.6	38.6	38.1	23	23	0	4	9	0	13	0	10	11.25
BHOJPUR	08042	1	SARASWATI MA VI SANGPANG BH	23.7	53.3	30.3	28.3	43.3	38.2	25	25	0	4	8	0	12	0	13	6.3
BHOJPUR	08043	2	SIDDHAKALI MA VI BHOJPUR	59.6	56.9	59.9	44.4	65.8	54.1	21	21	0	20	1	0	21	0	0	44.46
BHOJPUR	08044	2	SAGARMATHA MA VI GATE BHOJP	61.5	53.3	58.2	42.9	60.8	51.2	37	37	0	33	2	0	35	0	2	40.74
BHOJPUR	08045	1	PASHUPATI MA VI KHAWA BHOJP	10.2	39.1	13.4	14.6	30.1	29.9	15	15	0	0	0	0	0	0	15	-22.5
BHOJPUR	08046	1	NAWDURGA MA VI DALGAUN	20	44.6	9.8	14.5	21.5	27.5	29	29	0	1	2	0	3	0	26	-16.3
BHOJPUR	08047	1	KATAKA MA VI YANGPANG	20.9	43.9	23.3	25.1	38.3	39.3	44	43	0	5	6	0	11	0	32	-6.8

**PERFORMANCE OF ALL SCHOOLS IN SLC EXAMINATION BY DISTRICTS**  
**2071 BS (2015 AD)**

DISTRICT	SCODE	ST	SCHOOL	AVERAGE MARKS IN COMP. SUBJECTS						STUDENT		PASS DIVISION						WLD	FLD	SEM
				ENG	NEP	MAT	SCI	SOC	HPE	TAP	TAPRD	DIS	FIR	SEC	TIR	PASS				
BHOJPUR	08048	1	PRAJATANTRA MA VI HOMTANG-1	13.5	32.2	9.6	13.4	37.7	32	41	40	0	0	0	0	0	0	40	-22.5	
BHOJPUR	08049	1	THOTNERY MA VI KULUNG-7	17.9	42.3	27.4	21.9	34.5	38	29	29	0	0	7	0	7	0	22	-8.92	
BHOJPUR	08050	1	DEVITHAN MAVI AMTEK-6;PITAU	14.8	37.9	5.4	8.4	24.5	35.4	37	36	0	1	0	0	1	0	35	-20.6	
BHOJPUR	08051	1	KHARTAMCHHA MA VI KHARTAM	13.3	33.3	16	11.4	32.4	29.6	21	21	0	0	0	0	0	0	21	-22.5	
BHOJPUR	08052	1	CHANDESWARY MAVI NAGEE-1, D	21.8	45.8	26.5	19.4	42	36.6	13	13	0	1	2	0	3	0	10	-8.65	
BHOJPUR	08053	1	JALPA DEVI MAVI KHATAMMA-9	14.4	31.3	18.6	14.8	23	28.1	17	15	0	0	1	1	2	0	13	-15.6	
BHOJPUR	08054	1	PASHUPATI MA. VI TIMMA-9,RIMCH	12.5	38.9	14.4	13.5	27.9	28.5	15	15	0	0	0	0	0	0	15	-22.5	
BHOJPUR	08055	1	INDRAWATI MA VI DOBHANE-7	24.6	44.7	30.4	18.6	41.6	39.1	11	11	0	1	2	0	3	0	8	-6.14	
BHOJPUR	08056	1	LAXMI MA VI PANGCHA-8	14.6	28.5	10.2	10.9	24.5	27.8	40	40	0	0	0	0	0	0	40	-22.5	
BHOJPUR	08057	1	SURYODAYA MA VI THULLODUM	13.3	41.8	3	6.7	33.5	25.3	12	12	0	0	0	0	0	0	12	-22.5	
BHOJPUR	08058	1	TIMMA MA VI TIMMA-4	15.9	47.1	15.3	15.9	37.5	32.4	20	20	0	0	1	0	1	0	19	-19.7	
BHOJPUR	08059	1	TIWARI BHANJYANG MA VI TIWAR	15.7	42.5	9	9.6	33.5	28.2	42	42	0	0	2	0	2	0	40	-19.8	
BHOJPUR	08060	3	BIDYODAYA MA VI BHOJPUR (OPE	24.6	35.4	18.4	19.1	31.8	28.6	14	14	0	1	2	0	3	0	11	-9.64	
BHOJPUR	08061	1	SABITRA MA VI BAIKUNTHE-8	20.2	37.3	15	17.5	39.9	31.2	46	46	0	2	2	0	4	0	42	-17.1	
BHOJPUR	08062	1	KALIKA MA VI PAKHUWA,OKHRE-	11.4	32.4	4.8	7.3	11.9	18.8	38	38	0	0	0	0	0	0	38	-22.5	
BHOJPUR	08063	1	SANODUMMA MA VI THARPU	17.6	44.8	13.7	12.1	43.1	29.2	17	17	0	2	1	0	3	0	14	-11.3	
BHOJPUR	08064	2	UNIQUE AND UNITED PUBLIC ACA	63.2	56.1	37.4	40.1	60.9	54	18	18	0	13	1	0	14	0	4	29.37	
BHOJPUR	08065	1	SARASWATI MA VI AMCHOK YUN-	16.9	38.5	22.8	17.6	34.3	37.6	32	32	0	1	5	0	6	0	26	-11.6	
BHOJPUR	08066	1	BHAGAWATI SECONDARY SCHOOL	14.4	46.1	21.3	17.5	49.8	34.8	17	17	0	0	2	0	2	0	15	-15.9	
BHOJPUR	08067	1	SHREE SINGHA DEVI SECONDARY	24.1	43.5	5	10.7	32.2	42.8	13	13	0	1	0	0	1	0	12	-17.3	
BHOJPUR	08068	1	CHANDRESWAR SECONDARY SCH	22.7	39.2	13.4	20.7	40.9	34.2	23	23	0	1	3	0	4	0	19	-12.2	
BHOJPUR	08069	1	SISHU SIKSHA BIKAS MA.VI., SINDI	10.6	32.1	8.2	11.1	36	31.6	20	20	0	0	0	0	0	0	20	-22.5	
BHOJPUR	08070	2	BHOJPUR ACADEMY,BHOJPUR	62.3	60.1	59.7	46.3	66.9	50.6	11	11	0	10	0	0	10	0	1	38.86	
BHOJPUR	08071	1	SHREE JALPA MA.VI .BHAISIPANKI	20.1	41.9	12.1	16.4	33.3	37.1	16	16	0	0	1	0	1	0	15	-19	
MORANG	09001	1	JANATA NAMUNA MA VI SANKARI	21.4	25.6	13.8	13.6	18.2	31.7	33	33	0	0	4	1	5	0	28	-14.3	
MORANG	09002	1	PUBLIC MA VI RANGELI	15.3	33	16.3	11.9	28.2	30.1	83	82	0	0	12	0	12	0	70	-14.3	
MORANG	09003	1	PANCHAYAT MA VI GOTHAGAUN I	25	38.2	19.5	17.9	32.4	32.7	46	46	0	2	9	3	14	0	32	-5.53	
MORANG	09004	1	AMAR SINGH MA VI HASANDAHA	27.9	41.4	26.2	21.6	41.8	38.5	110	110	0	15	29	0	44	0	66	1.53	
MORANG	09005	1	DHIRNATH SAMPHUL BISHWAS MA	26.5	36.4	28.3	25.4	29.3	36	79	78	0	3	27	2	32	0	46	0.76	
MORANG	09006	2	SIDDHARTHA SHISHU SADAN MA V	55.3	60.6	62.4	39.5	49.1	44.5	37	37	3	28	4	0	35	0	2	41.35	
MORANG	09007	2	JAYCEE BAL SADAN MA VI BIRATN	58.2	48.6	54.2	48.1	43.5	49.9	54	54	1	37	13	0	51	0	3	38.82	
MORANG	09008	1	SABITRI MA VI YANGSHILA	27.3	43.4	27.6	24.4	35.4	39.2	50	50	0	2	21	1	24	0	26	4.75	
MORANG	09009	1	SINGHABAHINI MA VI SANISCHARI	28.8	39.2	18.4	18.3	28.9	24.5	98	98	1	1	11	0	13	0	85	-14.7	

**PERFORMANCE OF ALL SCHOOLS IN SLC EXAMINATION BY DISTRICTS**  
**2071 BS (2015 AD)**

DISTRICT	SCODE	ST	SCHOOL	AVERAGE MARKS IN COMP. SUBJECTS						STUDENT		PASS DIVISION						WLD	FLD	SEM
				ENG	NEP	MAT	SCI	SOC	HPE	TAP	TAPRD	DIS	FIR	SEC	TIR	PASS				
MORANG	09010	1	JANKALYAN MA VI BAYARBAN AI	21.2	42.6	22.7	20.6	31.4	29.3	51	51	0	5	12	0	17	0	34	-2.65	
MORANG	09011	1	ADARSHA BALIKA MA VI BIRATNA	25.8	34.3	26.5	12.9	19.1	30.5	51	51	0	2	2	0	4	0	47	-17.6	
MORANG	09012	1	ADARSHA MA VI BIRATNAGAR	27.9	37.6	33.2	13.3	24.4	28.8	98	98	0	5	18	0	23	0	75	-8.72	
MORANG	09013	1	GOGRAHA MA VI GOGRAHA BIRAT	25.8	44.2	29.5	25.6	34.6	36.7	75	74	0	6	18	5	29	0	45	-0.2	
MORANG	09014	1	PRAGATISHEEL MA VI DAULATPUL	22.2	44.7	24.8	22.5	29.4	28.6	39	39	0	0	9	2	11	0	28	-7.13	
MORANG	09015	1	RATNA MA VI DARBESHA RANJAN	24.2	38.9	39.4	22.2	26.1	27.1	50	50	0	4	16	1	21	0	29	1.83	
MORANG	09016	1	KALI MA VI KASHIJAN	11.6	28.2	6.2	9.2	25.4	25.2	64	64	0	0	2	1	3	0	61	-20	
MORANG	09017	2	ST. JOSEPH'S HIGHER SECONDARY	63	59.5	63.9	44.6	53.7	43.3	103	103	11	80	9	0	100	0	3	43.65	
MORANG	09018	1	PARBATI MA VI PACHHIYARI HAR	24.6	33.8	20.8	18.1	24.8	24.6	39	39	0	0	7	2	9	0	30	-10	
MORANG	09019	2	PASHUPATI AWASIYA MA VI URLA	63.7	61.4	71	48.3	61.7	43.3	108	108	5	101	2	0	108	0	0	45.49	
MORANG	09020	1	MA VI JHURKIYA	13	23.9	10.5	9.9	22	16.6	80	78	0	0	5	2	7	0	71	-17.7	
MORANG	09021	1	MAHENDRA MA VI GAHELI BIRAT	13.6	24.8	9.8	6.9	16.2	20.6	68	64	0	0	2	0	2	0	62	-20.7	
MORANG	09022	1	BIRAT MAHENDRA RATRI SECOND	13.8	22.2	5.9	6.2	18.4	23	18	18	0	0	1	0	1	0	17	-19.4	
MORANG	09023	1	MILLS MA VI MILLS AREA RANI BI	26.1	37.3	18	14.6	27.2	29.2	123	122	0	3	22	3	28	0	94	-9.55	
MORANG	09024	1	SARASWATI MA VI BIRATNAGAR	21.6	36.7	20.9	14.7	29.9	30.1	117	117	1	7	15	0	23	0	94	-10.5	
MORANG	09025	1	BIRENDRA SARBAJANIK MA VI AM	29.8	45.5	23.7	37.1	33.1	36.3	78	78	0	8	13	2	23	0	55	-5.01	
MORANG	09026	2	ARNIKO BOARDING SCHOOL BIRA	58.3	53.3	64.1	47.2	48.4	50.4	102	102	11	80	8	0	99	0	3	43.75	
MORANG	09027	2	SUNGABHA AWASIYA MA VI URLA	44.8	50.3	54.4	38.4	44.3	35.6	68	68	0	31	23	6	60	0	8	31.4	
MORANG	09029	1	MANGAL SINGH MA VI AMARDAH	27.9	36.2	33.5	11	23	23.3	37	37	0	0	2	0	2	0	35	-19.5	
MORANG	09030	1	JANAPRIYA MA VI KATAHARI	16.8	28.8	17.6	11.5	16.6	16.9	88	87	0	0	3	1	4	0	83	-20	
MORANG	09031	1	RADHAKRISHNA BHUPALMAN SIN	20.9	30	20.6	17	20.2	30	29	29	0	0	6	0	6	0	23	-10.9	
MORANG	09032	1	SATYANARAYAN MA VI BIRATNAG	20.1	34.8	15.2	11.3	34.9	28	94	93	0	2	11	0	13	0	80	-14.4	
MORANG	09033	1	NARAGRAM MA VI TANKISINUWA	13.6	25.8	11.3	12	19.7	21.7	163	161	0	6	10	3	19	0	142	-15.6	
MORANG	09034	1	SARVODAYA MA VI KADMAHA	19.1	33.7	9.6	12.8	18.5	24.1	130	130	0	4	2	1	7	0	123	-19.2	
MORANG	09035	1	SOUNTHA MA VI SOUNTHA SIJUWA	28.7	41.9	26.4	20.8	35.7	34.1	53	52	0	4	12	3	19	0	33	-1.64	
MORANG	09036	1	SUKUNA MA VI INDRAPUR SUKUN	29.5	44	24.7	17.3	35.5	35.7	123	122	0	12	16	3	31	0	91	-7.34	
MORANG	09037	1	SUNPAKUWA MA VI MAGALBARE	32.7	43.3	19.4	16.9	31	22.3	115	115	0	6	14	0	20	0	95	-12.1	
MORANG	09038	2	GAUTAM BUDDHA MEMORIAL MA	56.5	49.6	65.4	46.5	39.1	45	48	48	9	22	3	0	34	1	13	27.89	
MORANG	09039	1	JANATA MA VI BAHUNI	22.9	44	22.9	19.2	30	29.9	144	143	0	4	16	4	24	0	119	-13	
MORANG	09040	1	JANATA MA VI HARAINCHA	30.2	51.5	41.5	30.6	42.6	45.4	106	106	1	26	37	4	68	0	38	16.22	
MORANG	09041	1	MANOHAR JANATA MA VI MADHU	33	46.5	26.8	15.7	40.8	36.4	51	51	0	4	7	0	11	0	40	-9.49	
MORANG	09042	1	SHANTI BAGAWATI MA VI LETANG	25	33.8	16.3	15.9	29.5	27.9	71	70	0	4	4	0	8	0	62	-15.4	
MORANG	09043	1	SAJILAL MA VI SUNDARPUR DULA	35.1	41.8	23	24.9	32.8	29.8	91	91	0	11	18	2	31	0	60	-2.19	

**PERFORMANCE OF ALL SCHOOLS IN SLC EXAMINATION BY DISTRICTS**  
**2071 BS (2015 AD)**

DISTRICT	SCODE	ST	SCHOOL	AVERAGE MARKS IN COMP. SUBJECTS						STUDENT		PASS DIVISION						WLD	FLD	SEM
				ENG	NEP	MAT	SCI	SOC	HPE	TAP	TAPRD	DIS	FIR	SEC	TIR	PASS				
MORANG	09044	1	SARASWATI MA VI KALYANPUR B	30	33.1	28.4	12.5	21.9	19.9	48	48	0	0	5	1	6	0	42	-15.7	
MORANG	09045	2	GODAWARI BIDHYAMANDIR BOAR	58.8	56.1	63.4	54.2	51	56	88	88	8	77	3	0	88	0	0	45.98	
MORANG	09046	1	DURGA MA VI LAXMINIYAHAT	15.8	36	26.1	15.4	25.6	26.2	39	38	0	0	5	0	5	0	33	-15.1	
MORANG	09047	1	RADHIKA MA VI URLABARI	28.5	40	22.3	19.3	34.6	32.1	159	159	0	6	27	5	38	0	121	-8.94	
MORANG	09048	1	JANASEWA HIGHER SECONDARY S	24.7	41.2	27.1	22.6	39.3	37.2	125	124	0	18	27	3	48	0	76	0.67	
MORANG	09049	1	PUBLIC MA VI DHANIBANIGAUN	17.2	35.7	14.6	16.5	27.9	24.9	86	85	0	2	4	1	7	0	78	-17.7	
MORANG	09050	1	MACHHINDRA MA VI KERABARI	22.2	38.9	18.7	21.7	27.5	35.2	102	102	0	4	11	1	16	0	86	-13.3	
MORANG	09051	1	SARASWATI MA VI ITAHARA	23.3	37.1	13.1	11.3	29.8	25.9	54	54	0	1	2	1	4	0	50	-18.3	
MORANG	09052	1	BHAGAWATI MA VI BELBARI	26.1	40.7	28.2	24.9	27.9	34.7	96	96	0	5	21	3	29	0	67	-5.23	
MORANG	09053	2	BUDHANILKANTHA MA VI BIRATN	55.8	55.1	72	34.1	61.5	46.1	71	71	7	51	8	0	66	0	5	40.46	
MORANG	09054	2	SIRJANA GYAN KUNJA ENGLISH M	54.4	42.5	56.7	35.4	41.4	48.2	33	33	0	20	2	0	22	0	11	21.82	
MORANG	09055	2	GANGA MEMORIAL MA VI BIRATN	56.5	57.3	67.8	52.8	63.7	53	21	21	5	16	0	0	21	0	0	48.57	
MORANG	09056	2	MANITARA ENGLISH AWASIYA MA	49.6	36.4	38.8	28.6	47.6	46.5	8	8	0	2	2	0	4	0	4	8.44	
MORANG	09057	1	DEVI MA VI TETARIYA	12.1	27.1	10.4	14.6	12.6	15.2	54	53	0	0	2	0	2	0	51	-20.4	
MORANG	09058	1	ADARSHA MA VI DAINIYA	22.7	35.1	20.1	19.6	36.8	33.8	73	72	0	2	14	1	17	1	54	-8.73	
MORANG	09059	1	KALI MA VI DANGIHAT	28.7	41.1	31.3	24.9	27.8	38.1	117	117	0	11	30	5	46	0	71	0.26	
MORANG	09060	1	SARASWATI MA VI JHORAHAT	17.4	26.9	22.7	16.9	19.6	24.3	96	96	0	5	14	2	21	0	75	-9.81	
MORANG	09061	1	BUDDHA MA VI SHANISHCHARE S	22.8	37.8	25.4	22.5	35.9	25.3	163	161	1	9	34	6	50	0	111	-4.6	
MORANG	09062	1	JYOTI MA VI MAHESHWAR JHOND	19.5	40	25	18.7	34.6	36.7	43	43	0	0	16	1	17	0	26	-0.49	
MORANG	09063	1	MA VI HOKLAWARI	24.6	37.3	24.4	20.6	28.6	32.9	83	82	0	7	21	0	28	0	54	-2.33	
MORANG	09064	1	ARANIKO MA VI DURGAPURI RAJG	27.8	32.3	20.8	14	19.9	34.6	80	77	0	2	12	1	15	0	62	-11.4	
MORANG	09065	1	MAHENDRA MA VI ITAHARA DEVI	40.5	48.5	40.5	27.8	38.9	42.7	64	64	0	16	30	1	47	0	17	21.47	
MORANG	09066	1	SARASWATI MA VI DADAR BAIRIY	28.8	49.9	31.9	23.3	31.1	38.1	66	66	0	11	19	0	30	0	36	4.94	
MORANG	09067	1	KALIKA MA VI TANDI	27.9	38.7	29.2	27.9	32	20.5	147	145	0	4	36	13	53	0	92	-2.5	
MORANG	09068	1	BAL MA VI HARAKPUR, BAYARBA	20.7	33.6	28.9	20.2	26.9	26.3	28	26	0	2	7	2	11	0	15	1.41	
MORANG	09069	2	DEVKOTA MEMORIAL MA VI BIRA	60.3	55.7	67.6	38.2	38.7	51.2	19	19	0	15	0	0	15	0	4	30.79	
MORANG	09070	1	JANATA MA VI BIRENDRANAGAR I	28.5	43.3	23.1	18.6	31.5	32.9	93	93	0	6	14	1	21	0	72	-9.18	
MORANG	09071	1	SUNBARSI MA VI GOVINDAPUR SI	28	40.7	29	25.2	37.1	41.3	28	28	0	0	16	1	17	0	11	11.3	
MORANG	09072	1	JANTE MA VI JANTE	24.1	31.6	18.7	14.6	23.2	24.8	68	68	0	2	5	1	8	0	60	-15.7	
MORANG	09073	1	LAXMI MA VI LAXMIMARGA, DAN	37.2	46	39.5	31.1	34	41.5	77	76	0	17	28	2	47	0	29	14.55	
MORANG	09074	1	GAYATRI SAN MA VI BIRATNAGAR	20.7	29.8	15.5	9.1	11.3	29.1	54	53	0	1	3	0	4	0	49	-18	
MORANG	09075	2	NAMUNA VIDYA MANDIR AWASIY	61	62.6	72	51.9	61.2	54.6	88	88	31	57	0	0	88	0	0	50.28	
MORANG	09076	1	PANCHAYAT UCHCHA MA VI PATH	28.6	38.2	30.8	27.1	39.3	25.8	85	85	0	7	27	3	37	0	48	2.57	

**PERFORMANCE OF ALL SCHOOLS IN SLC EXAMINATION BY DISTRICTS**  
**2071 BS (2015 AD)**

DISTRICT	SCODE	ST	SCHOOL	AVERAGE MARKS IN COMP. SUBJECTS						STUDENT		PASS DIVISION						WLD	FLD	SEM
				ENG	NEP	MAT	SCI	SOC	HPE	TAP	TAPRD	DIS	FIR	SEC	TIR	PASS				
MORANG	09077	2	BAL KALYAN VIDHYA MANDIR MA	62.5	66.5	76.3	49.8	54.8	57.2	165	165	54	108	2	0	164	0	1	49.36	
MORANG	09078	1	JANA BIKASH MA VI RANI BIRATN	16.8	27.2	17.6	12.8	23.5	20.2	118	117	0	1	6	6	13	0	104	-16.7	
MORANG	09079	2	KANCHANJUNGA AWASIYA MA VI	53	44.4	53	35.8	37.7	42.8	23	23	1	12	6	0	19	0	4	30.98	
MORANG	09080	1	POKHARIYA MA VI POKHARIYA	33.9	47.1	40.6	22.8	48.1	38.7	149	149	6	43	33	1	83	0	66	13.07	
MORANG	09081	1	SIIUWA MA VI SIIUWA	35.4	39.6	23.3	19.4	25.7	22.8	56	55	1	9	4	0	14	0	41	-5.86	
MORANG	09082	1	JANATA MA VI THALAHA	27.5	41.5	44.4	18.9	36	36.2	84	84	0	9	18	3	30	0	54	-1.55	
MORANG	09083	2	AZALEA SECONDARY BOARDING S	56.3	54.4	61.7	46.5	41	56.2	35	35	1	31	1	0	33	0	2	41.25	
MORANG	09084	1	SARASWATI MA VI SHISHAWANI	19.1	32.7	9.4	10.3	19.6	23.1	44	44	0	1	0	1	2	0	42	-19.9	
MORANG	09085	2	MORANG MODEL RESIDENTIAL SC	57.7	56	66	48.9	57.2	41.6	38	38	1	32	5	0	38	0	0	43.91	
MORANG	09086	1	KASENI MA VI BUDHABARE BELB	23.9	41	27.3	23	32.8	35.4	70	70	0	5	22	2	29	0	41	1.33	
MORANG	09087	1	LAXMI MA VI BHALUWA KERABAI	20.5	38.2	17.3	17.5	28.9	29	49	49	0	0	5	0	5	0	44	-16.8	
MORANG	09088	2	BALMIKI ENGLISH MA VI BIRATNA	49.2	56.7	64.4	41.6	45.7	44	41	41	2	24	12	0	38	0	3	37.5	
MORANG	09089	1	SHIVASHAKTI MA VI SORABHAGA	20	30.7	29.8	18.8	24.8	32.3	72	72	3	9	5	0	17	0	55	-6.72	
MORANG	09090	1	TRIBHUVAN MA VI GOHIGADA	36.3	46.6	45.2	27.7	25.7	30.7	54	53	0	3	14	1	18	0	35	-2.94	
MORANG	09091	1	MA VI MIRGAULIYA	17.7	33.7	16	15.8	29.2	24.5	90	90	0	5	9	1	15	0	75	-12.6	
MORANG	09092	1	SARWAJANIK MA VI KERABARI-6	30.2	48.3	30	26.8	32.6	34.7	51	51	1	4	19	2	26	0	25	7.19	
MORANG	09093	1	BHAGIRATHA MA VI SHANISHCHA	26.6	44.1	34.6	22.1	26.6	35.9	67	67	0	6	16	1	23	0	44	-2.33	
MORANG	09094	2	GURUKUL MA VI BIRATNAGAR-18	22.6	28.4	10.4	14.5	15.5	14.9	17	17	0	0	0	0	0	0	17	-22.5	
MORANG	09095	2	BHANU MEMORIAL ENGLISH BOAR	55.2	56.3	68.3	44.9	55.5	50.8	26	26	2	19	5	0	26	0	0	43.99	
MORANG	09097	1	SHIKSHYA VIKASH MA VI DALELE	31.1	47.1	43.4	27.9	36.2	35.2	51	51	0	4	29	2	35	0	16	16.6	
MORANG	09098	2	BHRIKUTI MODEL ACADEMY, URL	60.6	60.8	70	51.2	68.5	33.4	21	21	3	18	0	0	21	0	0	47.14	
MORANG	09099	1	JANAPATH MA VI BIRATNAGAR	15.2	33.8	19.9	12.8	18.8	16.1	140	136	0	3	9	1	13	0	123	-16.9	
MORANG	09100	1	MAHALAXMI MA VI DARBESHA	24.1	40.8	36.8	23.9	26.8	29.5	32	32	0	3	10	2	15	0	17	4.31	
MORANG	09101	2	STAR BOARDING SCHOOL BIRATN	51.4	46.5	56.7	38.4	41.4	40.3	43	43	2	19	18	0	39	0	4	34.71	
MORANG	09102	1	KALYANKARI MA VI SINGHDEVI S	19.1	41.5	15.5	13.7	25.2	29.1	31	31	0	0	2	1	3	0	28	-17.4	
MORANG	09103	2	SAGARMATHA SECONDARY BOAR	62.6	59.2	68.9	51.7	54.6	56.5	186	186	38	140	6	0	184	0	2	46.98	
MORANG	09104	1	BANI MA VI SIDHARAHA	18.3	29.3	28	17.8	21.2	22.8	35	35	0	0	10	2	12	0	23	-3.77	
MORANG	09105	1	SHIKSHA VIKAS MA VI LETANG KH	27.7	44.3	26.4	18.5	39.6	28.5	54	54	0	2	10	0	12	0	42	-9.58	
MORANG	09106	2	KOSHI VIDYA MANDIR BIRATNAG	60.8	63.1	62.9	43.3	55.1	43.3	44	44	6	33	4	0	43	0	1	44.49	
MORANG	09107	1	BHAGAWATI MA VI MADHUMALLA	30.6	44	31.1	15	34.9	33.3	97	97	0	11	11	2	24	0	73	-7.51	
MORANG	09108	1	MAHENDRA MA VI WARANGI	27	39.8	10.3	15.3	32.9	21.9	27	27	0	0	1	0	1	0	26	-20.4	
MORANG	09109	2	VINAYAK BOARDING SECONDARY	55.8	47.2	49.2	36.2	42.9	43.7	37	37	1	18	6	0	25	0	12	21.69	
MORANG	09110	2	SHIKSHADEEP SECONDARY BOAR	47	39.6	31.7	23.5	34.8	40.8	33	33	0	7	9	0	16	0	17	7.16	

**PERFORMANCE OF ALL SCHOOLS IN SLC EXAMINATION BY DISTRICTS**  
**2071 BS (2015 AD)**

DISTRICT	SCODE	ST	SCHOOL	AVERAGE MARKS IN COMP. SUBJECTS						STUDENT		PASS DIVISION						WLD	FLD	SEM
				ENG	NEP	MAT	SCI	SOC	HPE	TAP	TAPRD	DIS	FIR	SEC	TIR	PASS				
MORANG	09111	2	THE RISING ENGLISH BOARDING S	54.8	51.1	63.8	50	49.4	50.6	39	39	6	29	2	0	37	0	2	43.27	
MORANG	09112	1	MA VI LETI GOVINDPUR	18.3	26.1	13.8	12.3	22.3	18.8	35	32	0	1	5	0	6	0	26	-11.6	
MORANG	09113	2	GURANS ENGLISH BOARDING SCH	46.3	42.7	43.3	26.9	50.2	37.5	10	10	0	2	5	0	7	0	3	19.13	
MORANG	09114	2	EVEREST ENGLISH BOARDING SCH	54.4	58.8	72.9	45.9	56.8	48.3	36	36	4	30	2	0	36	0	0	46.04	
MORANG	09115	2	EDEN NATIONAL BOARDING SCHO	58.4	65.1	66.9	44.3	51.1	60.5	46	46	12	25	2	0	39	0	7	38.15	
MORANG	09116	2	LETANG SECONDARY BOARDING S	53.8	45.3	48.7	30.3	43.2	43.1	27	27	0	13	7	0	20	0	7	24.58	
MORANG	09117	2	DON BOSCO SCHOOL (NILGIRI) BIR	57.6	59.1	68	58.7	62.1	53	22	22	6	16	0	0	22	0	0	49.09	
MORANG	09118	1	MAHENDRA MA VI MOTIPUR	28.1	36	27.2	13.5	25.5	30.3	21	21	0	1	3	0	4	0	17	-11.3	
MORANG	09119	2	NEW PAGODA ENGLISH SCHOOL P	50.7	50.2	54.3	45.2	42.1	46.5	41	41	1	26	11	0	38	0	3	37.41	
MORANG	09120	2	BHANU MEMORIAL ACADEMY RA	50.9	57.6	52.7	31.1	53.4	42	57	57	3	31	13	0	47	0	10	31.38	
MORANG	09121	2	GALAXY PUBLIC HIGH SCHOOL BIL	58.3	58.3	49.1	39.2	52	37.4	33	33	1	21	6	0	28	0	5	33.18	
MORANG	09122	2	DEVKOTA PUBLIC SECONDARY EN	51	48.5	60.2	42.2	50.4	44.1	23	23	0	14	7	0	21	0	2	35.71	
MORANG	09123	2	VIDYAJYOTI BOARDING SCHOOL U	62.6	55.2	75.9	48.2	62.4	49.9	22	22	1	21	0	0	22	0	0	45.68	
MORANG	09124	2	EVEREST ENGLISH BOARDING SCH	57.8	68.6	72.1	54.6	58.7	48	107	107	29	78	0	0	107	0	0	49.07	
MORANG	09125	1	JANTA MA VI GANDHI ASHRAM AN	22	27.4	26	16.8	32.9	27.5	71	71	0	3	17	3	23	0	48	-4.21	
MORANG	09126	2	DED RAJ SEWALI DEVI TODI D A V	60.3	51.4	59.9	45.3	45.6	51.8	41	41	3	32	4	0	39	0	2	41.71	
MORANG	09127	2	SHREE RAM MEMORIAL ENGLISH S	50.8	46.2	58.5	37.4	47.5	43.5	31	31	2	13	10	0	25	0	6	29.27	
MORANG	09128	1	JANATA MA VI BAHUWAN AMAGA	17.4	33.2	16.1	9.7	25.4	20	61	61	0	0	3	5	8	0	53	-15.9	
MORANG	09129	2	SAPTAKOSHI ENGLISH BOARDING	60.3	61.4	71.8	46.8	63.5	44.6	59	59	7	49	3	0	59	0	0	46.21	
MORANG	09130	2	BALMIKI MEMORIAL BOARDING H	57.4	57.6	59.2	42.8	46.2	43.3	47	47	7	17	21	0	45	0	2	39.34	
MORANG	09131	2	ANNAPURNA SECONDARY ENGLIS	53.9	51.6	56	44.9	42.9	51.5	39	39	1	29	6	0	36	0	3	38.46	
MORANG	09132	1	JANTA MA VI AAMGACHHI	16.9	35.7	14.9	11.5	31.9	29.5	13	13	0	0	0	0	0	0	13	-22.5	
MORANG	09133	1	PRAJATANTRA MA VI BHAUDAHA	13	22.3	19.3	16.2	17.2	22.9	85	84	0	1	10	1	12	0	72	-14.4	
MORANG	09134	1	DHANPAL MA VI KASENI	28.2	48.3	49.1	22.3	42	39.4	72	71	0	7	36	1	44	0	27	13.33	
MORANG	09135	2	BIRAT VICTORIA MEMORIAL SCHC	53.6	45.4	60.6	45.6	44.9	51.9	14	14	0	11	0	0	11	0	3	30.54	
MORANG	09136	2	PRATIBHA BOARDING SCHOOL RA	49.5	52.1	67.1	40.1	39.6	50.2	17	17	4	8	1	0	13	0	4	31.99	
MORANG	09137	2	MOUNT MAKALU RESIDENTIAL HI	61	59.8	65.2	40.1	62.2	54.2	51	51	11	36	4	0	51	0	0	47.35	
MORANG	09138	2	BHANU MEMORIAL ENGLISH SCHC	47.5	55.2	48.6	32.4	44.6	44.6	34	34	1	17	4	0	22	0	11	20.96	
MORANG	09139	2	SUMAN BIWEK JIWAN MUNA RAN	60.4	64.5	78.2	56	57.1	57.7	62	62	23	39	0	0	62	0	0	50.56	
MORANG	09140	2	SUNSHINE ENGLISH SECONDARY E	64.8	61.3	82.1	54	67.6	52	24	24	5	19	0	0	24	0	0	48.12	
MORANG	09141	2	BAL BATIKA ENGLISH BOARDING S	59.6	56.2	60.1	44.2	50.6	51.8	9	9	0	8	1	0	9	0	0	43.75	
MORANG	09142	2	SAGARMATHA ENGLISH SCHOOL E	55.3	61.5	78	49.8	51.8	45.6	20	20	3	17	0	0	20	0	0	47.25	
MORANG	09143	2	GALAXY ACADEMY LETANG	55.7	60.2	61.3	32.8	52.6	36.9	25	25	0	20	5	0	25	0	0	42.75	

**PERFORMANCE OF ALL SCHOOLS IN SLC EXAMINATION BY DISTRICTS**  
**2071 BS (2015 AD)**

DISTRICT	SCODE	ST	SCHOOL	AVERAGE MARKS IN COMP. SUBJECTS						STUDENT		PASS DIVISION						WLD	FLD	SEM
				ENG	NEP	MAT	SCI	SOC	HPE	TAP	TAPRD	DIS	FIR	SEC	TIR	PASS				
MORANG	09144	2	BIRAT CO-OPERATIVE ENGLISH BC	46.6	49.5	55.5	28.4	52.6	53.5	11	11	0	7	3	0	10	0	1	35.8	
MORANG	09145	1	SARASWATI MA VI SIJUWA-5 KADU	44.7	49.5	41.4	27.9	41.3	43.9	36	36	0	11	17	0	28	0	8	24.69	
MORANG	09146	2	ORCHID PUBLIC SCHOOL BIRATNA	58.9	54.9	65	46.3	47.2	47.7	23	23	1	18	3	0	22	0	1	41.25	
MORANG	09147	2	INDRAPUR NAMUNA MA VI INDRA	65.6	62.1	72.1	53.6	56.4	59.5	17	17	3	14	0	0	17	0	0	47.65	
MORANG	09148	2	JANAKI ENGLISH BOARDING SCHO	57	54.3	74	35.9	55.5	54.6	41	41	3	37	1	0	41	0	0	45.82	
MORANG	09149	2	BRIGHT FUTURE HIGHER SECOND	59.7	55.5	66.1	49.8	54.9	50.7	67	67	20	37	10	0	67	0	0	47.8	
MORANG	09150	2	SARASWOTI VIDYA MANDIR BOAR	56.3	54.7	41.5	37.9	46.9	40.2	27	27	0	14	10	1	25	0	2	35.06	
MORANG	09151	1	SHREE MA VI JANTE-9	31.8	50.4	34.7	28.8	49.2	32.3	43	43	0	7	12	1	20	0	23	5.27	
MORANG	09152	1	JANAPRIYA MA VI BABIYA BIRTA-	16.4	28.8	26.2	13.5	23.7	30.9	52	51	0	1	9	0	10	0	41	-11.3	
MORANG	09154	2	JUPITER ENGLISH SECONDARY SC	46.7	56.1	57.6	34.4	51.6	46.2	93	93	8	44	31	0	83	0	10	35.28	
MORANG	09155	2	MINERVA JUNIOR ENGLISH SCHOC	53.3	50.1	60.2	32	51.1	34.5	22	22	0	12	10	0	22	0	0	39.89	
MORANG	09156	2	A1 QUALITY SCHOOL BIRATNAGA	55.8	53	64.7	55.2	61.5	47.9	43	43	8	26	6	0	40	0	3	41.51	
MORANG	09157	2	SHISHU SHIKSHA SADAN ENGLISH	58.9	58.5	68.2	53.2	63.3	28.6	18	18	0	18	0	0	18	0	0	45	
MORANG	09158	2	REDSTAR ENGLISH BOARDING SCI	46.9	51.9	43.2	35	34.9	32.6	38	37	0	8	15	0	23	0	14	14.9	
MORANG	09159	1	LAXMI MA VI DANGRAHA	25	37.4	15.9	12.5	22.6	27.9	101	100	0	0	10	0	10	0	90	-16.9	
MORANG	09160	1	SHIKSHA NIKETAN MA VI MRIGOU	32.3	44.3	46.7	33.3	37	41.6	53	53	1	10	37	0	48	0	5	31.06	
MORANG	09161	1	KARMAVEER MA VI HATIMUDA	22.2	44.7	31.5	23.4	28.3	31.8	43	43	0	3	10	3	16	0	27	-1.47	
MORANG	09162	1	SHIKSHA SADAN MA VI BAYARBA	25.9	39.4	24.4	32.9	31.5	29.9	46	46	0	4	10	1	15	0	31	-3.39	
MORANG	09163	2	RASTRANIRMAN MA VI ITAHARA	62.5	66.7	78.7	52.6	61	62.9	27	27	8	19	0	0	27	0	0	49.44	
MORANG	09164	2	PARAGON ACADEMY PUSPALAL C	51.4	57.3	62.8	55.2	62.8	50.5	15	15	1	14	0	0	15	0	0	46	
MORANG	09165	2	GEMS INTERNATIONAL SECONDAR	54.9	52.1	68	47.8	42.4	55.8	39	39	2	35	0	0	37	0	2	42.31	
MORANG	09166	2	LETANG GREEN VALLEY ACADEM	58.5	56.4	70.2	40.2	59.1	38.6	36	36	1	33	2	0	36	0	0	44.79	
MORANG	09167	2	MOTHER TERESA MEMORIAL ENG	51.2	45.1	49.6	27.3	33.3	36.8	44	44	0	15	12	0	27	0	17	15.85	
MORANG	09168	2	GYANODAYA VIDYA NIKETAN MA	61.6	53.9	74.1	46	57.6	60.3	31	31	8	23	0	0	31	0	0	48.87	
MORANG	09169	2	SIDDHARTHA ENGLISH BOARDING	57.1	63.8	78.2	46.6	58	47.4	63	63	22	39	2	0	63	0	0	49.88	
MORANG	09170	2	HIMALAYA BALSANSAR ENGLISH	60.3	50.4	71.6	43.5	57.1	50.2	25	25	1	23	1	0	25	0	0	45.15	
MORANG	09171	2	PASHUPATI SEC BOARDING SCHOC	41.1	45.1	44.3	23	33.3	40.8	72	71	1	19	21	0	41	0	30	13.36	
MORANG	09172	2	HOLYLAND BOARDING SCHOOL BI	57	51.2	60	37.9	43.5	52.8	35	35	2	24	7	0	33	0	2	39.75	
MORANG	09173	1	MAHENDRA MA VI INDRAPUR-6	24	41.4	35.7	23.5	34.5	43.2	56	56	0	7	15	3	25	0	31	3.5	
MORANG	09174	2	SAPTAKOSHI SECONDARY ENGLIS	64.6	64.1	76.7	51.8	61.2	55	41	41	12	29	0	0	41	0	0	49.39	
MORANG	09175	2	GRADED ENGLISH MEDIUM SECON	61.1	64.5	63.7	37.6	54	40.9	37	37	2	26	6	0	34	0	3	38.51	
MORANG	09176	2	RISING NEPAL ENGLISH BOARDING	35.7	22	24.7	29.9	25.3	25.9	9	9	0	0	1	0	1	0	8	-16.2	
MORANG	09177	2	TENDER FEET BOARDING SCHOOL	51.7	55.9	62.1	35.8	51.1	48.2	69	69	6	41	21	0	68	0	1	41.9	

**PERFORMANCE OF ALL SCHOOLS IN SLC EXAMINATION BY DISTRICTS**  
**2071 BS (2015 AD)**

DISTRICT	SCODE	ST	SCHOOL	AVERAGE MARKS IN COMP. SUBJECTS						STUDENT		PASS DIVISION					WLD	FLD	SEM
				ENG	NEP	MAT	SCI	SOC	HPE	TAP	TAPRD	DIS	FIR	SEC	TIR	PASS			
MORANG	09178	2	MARTYRS MEMORIAL ENGLISH SC	59.9	55.5	64.5	33	50.4	39.5	32	32	2	18	8	0	28	0	4	34.69
MORANG	09179	2	BHANUBHAKTA MEMORIAL ENGL	58.6	66.8	80.1	61.6	70.8	53.3	8	8	4	4	0	0	8	0	0	52.5
MORANG	09180	2	MT. MAKALU ENGLISH BOARDING	50.2	54.5	64.6	36.4	55.6	41.6	25	25	0	20	5	0	25	0	0	42.75
MORANG	09181	2	ARUNODAYA SECONDARY ENGLIS	54.2	53.8	78.3	47	46.9	51.2	27	27	3	17	5	0	25	0	2	39.58
MORANG	09182	1	NARAYAN MA VI DANGRAHA SUK	17.3	39.1	21.1	14	24.3	28.2	41	40	0	0	8	0	8	0	32	-11.3
MORANG	09183	2	SIDDHARTHA MEMORIAL SECOND	61.5	68.6	81.8	63.2	59.7	54.1	13	13	9	4	0	0	13	0	0	55.38
MORANG	09184	2	GODAVARI ENGLISH SCHOOL BIRA	55.8	46.8	56.7	39.8	49.4	44.4	23	23	1	14	7	0	22	0	1	39.29
MORANG	09185	2	HOLY CHILD ENGLISH SECONDAR	54.5	56.9	70.2	48.1	53	42.3	20	20	0	18	2	0	20	0	0	43.88
MORANG	09186	2	HARINCHA MODEL ENGLISH SCHO	61.3	60.4	74.3	50.6	50.7	46.1	31	31	5	26	0	0	31	0	0	47.42
MORANG	09192	2	IDEAL ENGLISH SECONDARY BOA	55.1	52	50.8	41.5	42.8	55.2	21	21	0	14	4	0	18	0	3	33.21
MORANG	09193	2	BAL PRATIBHA SECONDARY SCHO	60.5	69	81.9	61.7	57.4	58.5	27	27	14	13	0	0	27	0	0	52.78
MORANG	09194	2	K B MEMORIAL BOARDINGH HIGH	48.9	42.3	48.8	34.6	34	45.9	28	28	0	7	15	0	22	0	6	24.51
MORANG	09198	1	JANTA MADHYAMIK VIDHYALAY	25.6	36.3	28.9	25.8	31.8	35.9	38	37	0	1	18	1	20	0	17	7.95
MORANG	09199	2	UNIQUE ACADEMY TANKISINUWA	56.5	58.7	63.6	42	44.3	49.5	37	37	0	32	5	0	37	0	0	43.48
MORANG	09200	2	POLE STAR SECONDARY ENGLISH	53.6	56.7	52.8	39	50.3	52.5	59	59	10	23	14	0	47	0	12	31.14
MORANG	09201	2	UDAYANAND MEMORIAL ENGLISH	31	40.5	22.1	28.9	38.7	30.8	12	11	0	1	5	0	6	0	5	9.2
MORANG	09202	1	BAL SECONDARY SCHOOL RANI B	30.5	36.1	31.3	13.6	25	25.5	57	57	0	2	10	0	12	0	45	-10.3
MORANG	09203	2	SMRITI ENGLISH BOARDING SCHO	55.4	60.4	68	47.3	50.3	50.6	28	28	3	23	1	1	28	0	0	45.46
MORANG	09204	2	MUNAL ADARSHA VIDYA SADAN S	58.3	51.5	65.3	44	54.4	46.8	22	21	1	20	0	0	21	0	0	45.71
MORANG	09206	2	MODERN ERA ENGLISH SCHOOL B	45.2	47.1	53.2	42.1	51.4	43.4	67	66	0	49	11	0	60	0	6	36.99
MORANG	09210	2	BAL JAGAT ENGLISH BOARDING SC	67	71.1	81.5	67.9	61.8	52.3	28	28	22	6	0	0	28	0	0	56.79
MORANG	09212	1	SHREE SECONDARY SCHOOL BARI	17.2	25.9	18.4	10.2	17.8	22.3	26	25	0	0	3	0	3	0	22	-15.8
MORANG	09216	1	TANDI SECONDARY SCHOOL RAM	28.6	43.2	28.8	26.8	35.5	27.4	54	54	0	0	13	8	21	0	33	-2.07
MORANG	09219	2	BHUTAPURBA SAINIK SEWA SANG	56.3	57.8	57.4	44.9	42.1	42.2	18	18	0	10	8	0	18	0	0	40
MORANG	09220	1	SHREE SECONDARY SCHOOL BHA	24.8	34.9	24.8	19.3	25.4	33.6	87	87	0	2	21	0	23	0	64	-7.37
MORANG	09221	1	JANATA SECONDARY SCHOOL AM	24.6	35.1	16.2	17.6	18.8	23	30	30	0	7	0	0	7	0	23	-6.75
MORANG	09222	2	PURBANCHAL VIDHYASADAN BO	56.6	49.6	68	45.1	37.5	47.2	28	28	2	17	4	0	23	0	5	32.41
MORANG	09223	1	JANTA SECONDARY SCHOOL, RAN	20.4	35.5	21.7	20.6	21.9	26.5	48	48	0	2	8	0	10	0	37	-9.84
MORANG	09224	1	SIDDHAKALI SECONDARY SCHOOL	19.4	31.6	17.1	14.9	25.5	25.8	73	73	0	0	9	1	10	0	63	-14.9
MORANG	09225	2	MOON LIGHT MODEL ENGLISH SCI	59.8	50.1	63.2	43.3	36.4	29	41	41	0	24	9	0	33	0	8	29.36
MORANG	09226	1	SINGHA DEVI SECONDARY SCHOO	40.5	41.8	48.9	25	34.2	32.6	33	33	0	9	11	0	20	0	13	14.66
MORANG	09227	2	PURWANCHAL ALMA MATER HOM	56.5	57.7	69.3	41.2	57	36.1	23	23	1	18	4	0	23	0	0	43.7
MORANG	09228	2	GYANODAYA ENGLISH SCHOOL, B	56.5	60.5	67.5	55.4	47	47.7	43	43	1	40	2	0	43	0	0	44.83



**PERFORMANCE OF ALL SCHOOLS IN SLC EXAMINATION BY DISTRICTS**  
**2071 BS (2015 AD)**

DISTRICT	SCODE	ST	SCHOOL	AVERAGE MARKS IN COMP. SUBJECTS						STUDENT		PASS DIVISION					WLD	FLD	SEM
				ENG	NEP	MAT	SCI	SOC	HPE	TAP	TAPRD	DIS	FIR	SEC	TIR	PASS			
MORANG	09229	2	SHREE JANAKI SECONDARY BOAR	51.1	48.3	39.2	30.2	39.2	31.4	13	13	0	4	5	0	9	0	4	19.9
MORANG	09230	2	RAISING SECONDARY SCHOOL SIJ	54.1	52	39	32.9	37.3	29.9	9	9	0	1	6	0	7	0	2	22.5
MORANG	09231	2	AMAR ENGLISH SECONDARY BOA	57.2	64.4	71.7	51.6	51	47.1	34	34	4	30	0	0	34	0	0	46.76
MORANG	09232	2	GODAWARI ENGLISH SCHOOL BIR	49.3	39.5	51.5	44.6	35.9	40.9	20	20	0	7	8	0	15	0	5	23.63
MORANG	09233	2	JANAK MEMORIAL BOARDING SCH	51.1	61	58.3	57.3	47.9	61.6	27	27	4	21	2	0	27	0	0	46.39
MORANG	09234	2	MORANG MARYGOLD ENGLISH SC	59.6	65.3	77.7	45.4	55.4	52	34	34	7	26	1	0	34	0	0	47.76
MORANG	09235	2	MORANG PUBLIC SCHOOL TANKIS	59.2	66	68.1	46.8	46.3	49.4	9	9	0	9	0	0	9	0	0	45
MORANG	09236	2	MT. EVEREST ENGLISH BOARDING	62.4	66.3	79.7	52.8	53.6	51.4	22	22	5	17	0	0	22	0	0	48.41
MORANG	09237	2	CRYSTAL PUBLIC ACADEMY, DAN	56.9	68	85.7	64.6	63.5	58.6	31	31	20	11	0	0	31	0	0	54.68
MORANG	09238	1	LAXMI MA VI LETANG	31.9	47.3	29.2	18.3	44.4	33.2	42	42	0	5	5	0	10	0	32	-7.77
MORANG	09240	1	SARSWATI MA V PATI	36.1	52.1	31	28.5	34	39.7	26	26	0	0	20	0	20	0	6	20.77
MORANG	09241	2	MALAWIKA ENGLISH BOARDING S	54	54.2	58.6	49.3	59.2	49.8	26	26	3	19	3	0	25	0	1	42.84
MORANG	09242	3	ADARSHA HIGHER SEONDARY SCH	22.6	30.4	10.5	9.7	13.2	16.8	38	38	0	0	0	0	0	0	38	-22.5
MORANG	09243	2	SARSWATI SHIKSHA SEWA SADAN	33.6	31.2	30	24.8	37.4	22.9	9	9	0	1	1	0	2	0	7	-8.75
MORANG	09244	2	MINI LAND ENGLISH SCHOOL, RAN	51.6	57.9	60	31.9	46.9	42.9	44	44	0	28	10	0	38	0	6	33.24
MORANG	09245	1	JANATA MA V POKHARIYA	17.9	36.3	31.4	20	31	27.4	44	44	0	2	9	2	13	0	31	-5.81
MORANG	09246	2	LORD BUDDHA SCHOOL, BIRATNA	54.4	53.9	60.1	50.6	47.7	47.6	39	39	4	28	5	0	37	0	2	41.63
MORANG	09247	1	SHARADA MA V MADHUMALLA	35.1	41.3	34.9	10.4	34.7	33.6	24	24	0	0	3	0	3	0	21	-15.5
MORANG	09248	1	JANAPRIYA MA V TANKISINUWAR	11	26.3	13.6	10.1	16.2	18.3	70	69	0	0	4	1	5	0	64	-18.6
MORANG	09251	2	NILGIRI BALBALIKA DONBOSCO M	34.7	47.3	47.2	30.7	48.1	39	31	31	0	3	24	1	28	0	3	29.08
MORANG	09252	2	ANNAPURNA ENGLISH SCHOOL, IT	58.6	58.8	76.6	51.2	49.8	60.9	28	28	3	24	0	0	27	0	1	44.2
MORANG	09253	1	GAJADHAR SECONDARY SCHOOL	11.6	21.6	5.9	7.3	14.1	12	24	22	0	0	1	0	1	0	21	-19.9
MORANG	09254	1	DURGA MA VI ITAHARA - 6	36	47.3	37.7	28.6	37.7	43.2	50	50	1	8	28	0	37	0	13	21.45
MORANG	09255	2	PEARL ACADEMY ENGLISH SCHOC	58.3	50.5	71.3	51.4	46.2	47.1	59	59	2	45	9	0	56	0	3	40.36
MORANG	09256	1	BAL MA VI JATUWA BIRATNAGAR	12	17.3	7.2	4.7	8.2	19	43	43	0	0	0	0	0	0	43	-22.5
MORANG	09257	2	SUNSHINE SECONDARY ENGLISH S	55.7	44.7	59.1	41.5	35.4	51.9	15	15	0	8	2	0	10	0	5	21
MORANG	09258	1	MAHABHARAT MA VI LETANG	26.8	35.6	11.8	16.1	31.1	25.6	44	44	0	1	4	1	6	0	38	-14.8
MORANG	09259	2	MOTHERLAND ACADEMY BIRATN	64	58.3	63.6	47.5	46.3	59.1	27	27	4	21	2	0	27	0	0	46.39
MORANG	09260	1	JAMIA ISLAMIA MA VI BIRATNAGA	37.7	40.6	30.4	22.9	40.8	27.5	25	25	0	0	9	1	10	0	15	-0.39
MORANG	09261	2	BRIGHT ANGELS SECONDARY SCH	41.7	43.6	48.9	30.3	55	42.1	10	10	0	3	7	0	10	0	0	37.13
MORANG	09262	2	BAL UDHYAN SCHOOL BIRATNAG	54.9	58.2	70.4	46.8	50.1	47	17	17	1	15	1	0	17	0	0	45.22
MORANG	09263	2	DAWN ENGLISH MEDIUM SCHOOL	38.4	38.8	39.3	32.4	40.3	35.6	16	16	0	5	7	0	12	0	4	23.2
MORANG	09264	2	BIRAT CHILDREN ACADEMY BIRA	46	40	43.2	35.1	30.1	25.9	14	14	0	2	7	0	9	0	5	15.27

**PERFORMANCE OF ALL SCHOOLS IN SLC EXAMINATION BY DISTRICTS**  
**2071 BS (2015 AD)**

DISTRICT	SCODE	ST	SCHOOL	AVERAGE MARKS IN COMP. SUBJECTS						STUDENT		PASS DIVISION						WLD	FLD	SEM
				ENG	NEP	MAT	SCI	SOC	HPE	TAP	TAPRD	DIS	FIR	SEC	TIR	PASS				
MORANG	09265	2	SAYAPTRI ENGLISH SCHOOL ITAHL	60.7	53.8	70.4	43.1	53.7	52.4	12	12	0	12	0	0	12	0	0	45	
MORANG	09266	2	ARANIKO MEMORIAL ENGLISH SC	55.5	53.7	77.3	44.4	50.3	49	25	25	0	24	1	0	25	0	0	44.55	
MORANG	09268	2	SHREE ANNAPURNA ACADEMY BI	58.5	56.1	64	45.1	51.8	58.6	24	24	1	22	0	0	23	0	1	42.81	
MORANG	09269	1	DURGA MA VI PATHARI	22.3	31.8	23.4	14.8	25.5	28.2	32	32	0	1	6	0	7	0	25	-9.84	
MORANG	09270	3	NARAGRAM MA VI, TANKISINWAR	24.8	31.7	17	14.8	24	32.5	196	185	0	0	16	1	17	0	168	-17.4	
MORANG	09271	2	EUROKIDS NEPAL BIRATNAGAR	60.4	55.4	63.3	53.6	59.4	51.1	25	25	4	20	0	0	24	0	1	44.7	
MORANG	09272	1	BAKRAHA MA VI MADHUMALLA -	29.4	43.1	23.9	11.6	32.7	34.2	34	34	0	0	2	0	2	0	32	-19.2	
MORANG	09273	2	MOTHERLAND SECONDARY ENGL	55.3	70.6	75.9	41.3	63	49.4	11	11	0	11	0	0	11	0	0	45	
MORANG	09275	1	MACHHINDRA MA VI (NAS), KERA	25.4	34.8	20.8	19.4	24.6	32.7	150	137	0	0	30	6	36	0	101	-8.15	
MORANG	09276	1	HIGHER SECONDARY SCHOOL (NA	29	36	27.4	16.3	28.9	29.3	150	137	0	0	40	6	46	1	90	-3.88	
MORANG	09278	1	SHIVA SHAKTI MA VI (NAS), SORA	16.9	29.8	24	12	20.5	30.1	59	53	0	0	2	0	2	0	51	-20.4	
MORANG	09279	1	DEVKOTA MA VI, MADHUMALLA	31.5	42.8	31.9	14.9	33.4	28.5	26	26	0	1	7	0	8	0	18	-4.76	
MORANG	09280	2	SHREE MOUNT EVEREST PUBLIC S	60.5	62.9	80.2	49.9	55.3	53.2	49	49	3	46	0	0	49	0	0	45.92	
MORANG	09281	2	SHREE PRAVAT KIRAN ENGLISH Sc	57.8	52.4	62.1	44.8	48.4	40.3	34	34	2	23	8	0	33	0	1	41.25	
MORANG	09282	2	SHREE MANAKAMANA ENGLISH B	50.1	34.9	38	48.2	31.9	37.1	19	19	0	8	2	0	10	0	9	11.84	
MORANG	09283	2	MORANG MODEL SISHU SADAN, U	59.5	51	58.7	39.1	56.3	28.3	20	20	0	13	6	0	19	0	1	38.25	
MORANG	09284	1	BIRENDRA MA. VI, LAKHANTARI	14.7	31.7	16.2	12.9	15.7	18.2	31	31	0	0	1	0	1	0	30	-20.7	
MORANG	09285	1	SAGMA MA VI, BHOGATENI	25.9	54.1	31.5	23.5	48.6	29.8	18	18	0	0	9	0	9	0	9	5.63	
MORANG	09286	1	BUDDHA MA VI, KERABARI	27.8	38.8	39	25.9	30.9	38.7	34	34	0	3	12	0	15	0	19	3.31	
MORANG	09287	1	BHOGATENI MA VI, BHOGATENI	14.2	32	18.8	17.3	34.7	22.8	6	6	0	0	0	0	0	0	6	-22.5	
MORANG	09288	2	ODYSSEY SECONDARY ENGLISH B	42	37.3	48.7	35.3	40.7	40	3	3	0	2	0	0	2	0	1	22.5	
MORANG	09289	2	CORBAN ENGLISH SCHOOL, TANK	51.5	52.1	69.1	45.1	45.4	46.9	16	16	0	15	0	0	15	0	1	40.78	
MORANG	09290	1	GANESH MA VI, RANGELI	14.3	28	14	8.2	22.6	14.3	32	31	0	0	4	0	4	0	27	-15.2	
MORANG	09291	2	RAMAILO BAL JAGAT SECONDARY	51.7	52.6	69.5	50.6	48.4	48.4	30	30	0	28	2	0	30	0	0	44.25	
MORANG	09292	2	LITTLE FLOWER, LETANG	61.1	53.5	53.1	35.5	54.5	43.9	15	15	0	12	3	0	15	0	0	42.75	
MORANG	09293	2	NEW MOON SECONDARY BOARDIN	51.8	39.5	57.3	40.9	38.1	39.5	15	15	0	7	6	0	13	0	2	31.5	
MORANG	09294	2	PUBLIC CENTRAL ENGLISH SCHOC	57.9	51.4	55.5	38.5	46.3	50.5	12	12	0	9	3	0	12	0	0	42.19	
MORANG	09295	2	ARPAN ENGLISH SCHOOL, BIRATN	64.7	65.4	73.6	54.4	55.6	56.4	47	47	16	30	1	0	47	0	0	49.87	
MORANG	09296	2	BUDDHA ENGLISH BOARDING SCH	45.1	47.1	57.1	34.1	48.2	44.5	30	30	1	14	3	1	19	0	11	18.92	
MORANG	09297	2	PAGODA MODEL SECONDARY ENC	57.8	58.8	71.4	43.8	54.9	35.5	18	18	0	17	1	0	18	0	0	44.37	
MORANG	09298	2	LORD BUDDHA NIKETAN, BIRATN	51.3	45.9	62.7	36	41.6	43.2	23	23	0	9	9	0	18	0	5	25.92	
MORANG	09299	2	LOVELY ANGELS ENGLISH BOAR	62.2	54.4	57.3	44.1	47.4	47	18	18	0	15	3	0	18	0	0	43.13	
MORANG	09300	2	GREEN NORTH POINT SECONDARY	52.2	49.2	37.7	38.4	37.3	45.1	9	9	0	3	0	0	3	0	6	0	

**PERFORMANCE OF ALL SCHOOLS IN SLC EXAMINATION BY DISTRICTS**  
**2071 BS (2015 AD)**

DISTRICT	SCODE	ST	SCHOOL	AVERAGE MARKS IN COMP. SUBJECTS						STUDENT		PASS DIVISION						WLD	FLD	SEM
				ENG	NEP	MAT	SCI	SOC	HPE	TAP	TAPRD	DIS	FIR	SEC	TIR	PASS				
MORANG	09301	1	SHIKSHA SADAN MA VI, BIRATNAG	33.3	30.8	34.3	15.9	20.7	25.3	31	30	0	0	8	0	8	0	22	-7.5	
MORANG	09302	1	BIRENDRA MA VI, JHORAHAT	17.6	36	19.3	18.8	20.9	21	24	24	0	0	3	1	4	0	20	-13.5	
MORANG	09303	2	PARADISE ENGLISH BOARDING SC	58	57.9	60.5	43.8	45.4	52.7	13	13	0	13	0	0	13	0	0	45	
MORANG	09304	2	RELIANCE ENGLISH SCHOOL, MAD	54.9	56	72.2	28.4	55.9	51.5	31	31	3	20	0	0	23	0	8	29.03	
MORANG	09305	2	MOTHER MADHUMALLA ENGLISH	52.3	56.9	59.1	26.7	57.3	57	20	20	0	11	1	0	12	0	8	17.44	
MORANG	09306	2	BHANU MEMORIAL BOARDING SC	52.3	60.8	62.4	47.3	59	53.8	9	9	0	8	1	0	9	0	0	43.75	
MORANG	09307	2	CLASSICAL ENGLISH HIGH SCHO	40.4	42.1	49.4	26.7	40.4	43	16	13	0	8	5	0	13	0	0	40.67	
MORANG	09308	2	PURWANCHAL ACADEMY, SUNDE	40	48	31.5	30.1	44	42	50	50	0	11	23	0	34	0	16	18.23	
MORANG	09309	1	SHREE JANTA SECONDARY SCHO	11.7	18.1	14	11	10.3	19	43	42	0	0	1	0	1	0	41	-21.2	
MORANG	09310	1	SUKUNA MA VI (NAS), INDRAPUR	35.4	41.7	26.9	25.1	32.1	33.4	305	296	0	6	129	7	142	0	154	4.48	
MORANG	09311	1	MAHENDRA MA.VI. DANGIHAT , M	34.7	51.2	29.6	25.1	38.5	41.4	68	68	0	9	24	0	33	0	35	6.29	
MORANG	09312	2	DELHI PUBLIC SCHOOL BIRATNAG	56.4	57.5	57	48.5	44.4	34.8	19	19	0	15	3	0	18	0	1	39.67	
MORANG	09313	2	MARIGOLD SECONDARY ENGLISH	44	41.7	54.3	32.1	44	38.3	12	12	0	5	3	0	8	0	4	19.69	
MORANG	09314	2	SHREE NEBULA ENGLISH SCHOOL	59.9	60.7	73.6	50.1	63.9	33.1	9	9	0	9	0	0	9	0	0	45	
MORANG	09315	1	DURGA SECONDARY SCHOOL BUI	16.4	26.2	16.1	12.1	17.3	24.2	57	56	0	1	2	2	5	0	51	-17.6	
MORANG	09316	1	MAHENDRA MA.VI. MAHADEV KO	15.4	41.3	22.3	23.8	37.1	33.1	26	26	0	0	5	0	5	0	21	-11.7	
MORANG	09317	1	CHANDRA KIRATESWOR SECONDA	33	45.2	42.3	20.8	29.9	30.1	31	31	0	2	13	0	15	0	16	5.44	
MORANG	09318	2	BHAGAWATI BIDHYA MANDIR SEC	51.3	38.4	50.8	44.7	34.8	45.2	24	24	0	11	8	0	19	0	5	27.19	
MORANG	09319	1	PHOKANI SECONDARY SCHOOL DU	21.4	36.8	22.3	16	22.4	31.3	44	43	0	4	5	0	9	0	34	-9.68	
MORANG	09320	1	JANTA SECONDARY SCHOOL BHA	15.1	30.4	15.4	14.5	25.6	25.1	85	83	0	0	11	2	13	0	70	-13.9	
MORANG	09321	2	SUNRISE SECONDARY BOARDING	56.7	63	60.2	47.7	63.7	55	6	6	0	6	0	0	6	0	0	45	
MORANG	09322	1	RAMPUR SECONDARY SCHOOL BH	16.8	40.7	9.6	13.4	24.1	27.5	17	17	0	0	1	0	1	0	16	-19.2	
MORANG	09323	1	JANATA SECONDARY SCHOOL ITA	34.8	41.1	43.4	24.1	35.1	44.4	33	33	0	4	15	1	20	0	13	12.66	
MORANG	09324	1	MADHYAMIK VIDHYALAYA KEND	22	31.9	25.3	14	26.8	26.6	54	54	0	0	10	1	11	0	43	-11.2	
MORANG	09325	1	SARASWATI SECONDARY SCHOOL	23.9	35.8	25.2	24.5	25.5	19.4	45	44	0	0	4	4	8	0	36	-13.2	
MORANG	09327	1	SARBAJANIK SECONDARY SCHO	18.2	44.2	11.2	20.7	17.7	23.6	13	13	0	0	1	0	1	0	12	-18.2	
MORANG	09328	1	SUNJHODA SECONDARY SCHOOL Y	24.2	38.7	22.7	21.1	32	30	48	48	0	5	7	0	12	0	36	-7.27	
MORANG	09329	2	SHIVA VIDHYA MANDIR ENGLISH S	43.1	44.6	51.6	24.5	29.5	41.4	11	11	0	1	7	0	8	0	3	19.43	
MORANG	09330	1	LAXMI MA.VI. RAIGHAT	33.8	43.4	40.8	30.2	35.1	25.4	18	18	0	1	12	2	15	0	3	23.92	
MORANG	09331	1	GANESH MA.VI. DHOBIYARE BAN	28.6	38.8	18.5	13.5	19.6	32.9	40	40	0	0	2	0	2	0	38	-19.7	
MORANG	09332	1	JANATA MA.VI. INDRAPUR-8	27.3	48.4	28.4	29	34.7	37.6	49	49	0	2	22	1	25	0	24	6.46	
MORANG	09333	1	SHARADA MA.VI. SORABHAG-3	15.3	26.5	24	13.4	21.2	27	57	57	0	1	7	0	8	0	49	-14.4	
MORANG	09334	1	BUDDHESHWARI MA.VI. BUDHANA	19.2	18.3	18.1	10.4	11	17	11	11	0	1	0	0	1	0	10	-16.4	

**PERFORMANCE OF ALL SCHOOLS IN SLC EXAMINATION BY DISTRICTS**  
**2071 BS (2015 AD)**

DISTRICT	SCODE	ST	SCHOOL	AVERAGE MARKS IN COMP. SUBJECTS						STUDENT		PASS DIVISION					WLD	FLD	SEM
				ENG	NEP	MAT	SCI	SOC	HPE	TAP	TAPRD	DIS	FIR	SEC	TIR	PASS			
MORANG	09335	1	JANATA MA.VI. DULARI-8	23	46.4	26.1	21.6	36	37.8	27	27	0	1	11	1	13	0	14	4.64
MORANG	09336	2	JANTE NAMUNA SEC.BO.SCHOOL,	57.8	66.9	54	36.1	57.7	40.3	16	16	0	16	0	0	16	0	0	45
MORANG	09337	2	HIMALAYA ENG.BO.SCHOOL, BAH	44.6	55.2	53.8	49.4	40.4	49.7	22	22	0	18	4	0	22	0	0	42.95
MORANG	09338	1	LAXMI MA.VI. WARANGI-8	32.1	31.9	14.6	11.1	22	20.3	14	14	0	0	0	0	0	0	14	-22.5
MORANG	09339	1	SHREEKHANDA MA.VI. DULARI	32.2	49.7	33.5	24.5	39.4	37.6	28	28	0	2	11	2	15	0	13	7.74
MORANG	09340	2	SAMUDAYIK SARASWATI ENG.BO.	55.3	62.2	74.8	56.9	51.9	54.4	14	14	1	13	0	0	14	0	0	46.07
MORANG	09341	1	BIRAT BAHIRA MA.VI. BIRATNAGA	35.1	42.8	37.3	25.6	33	38.5	11	11	0	0	9	0	9	0	2	23.52
MORANG	09342	2	PARLANCE INTERNATIONAL ACADE	60.1	63.1	76.8	53.1	63.4	45.6	9	9	2	7	0	0	9	0	0	48.33
MORANG	09343	1	LAXMI NARAYAN BED BIDHYASHI	37.7	39	8.7	22	22	36.7	3	3	0	0	0	0	0	0	3	-22.5
MORANG	09344	1	SARWAJANIK MA.VI. SHISHWANI J	17.6	31.3	29.3	16.8	24.2	34.6	59	59	0	3	10	1	14	0	45	-8.75
MORANG	09345	4	SARWAJANIK MA.VI. SHISHWANI J	24.8	42	21.2	18.3	26.8	35.3	204	189	0	0	68	1	69	0	120	-2.02
MORANG	09346	1	RADHIKA MA VI URLABARI-4	30.6	44.6	28	16.8	37.4	25.2	45	45	0	3	5	0	8	0	37	-11.7
MORANG	09347	2	DAMRABHATTA ENGLISH SCHOOL	62.2	58.6	77.3	47.5	62.8	56.8	13	13	5	7	1	0	13	0	0	49.9
MORANG	09348	1	SARWAJANIK MA VI RAJGHAT-8	20.5	36.1	16.1	21.9	25.6	24.9	38	38	0	1	4	2	7	0	31	-12.4
MORANG	09349	2	SHARADA BOARDING SCHOOL JHC	61.3	66.7	63.3	60.8	58.4	62.8	15	15	6	8	1	0	15	0	0	50.25
MORANG	09350	2	BAL NIKETAN ENGLISH SCHOOL LI	59.8	63.4	61.6	37	64.3	40.6	12	12	1	9	2	0	12	0	0	44.37
MORANG	09351	2	MORANG PATHIBHARA ENGLISH S	57.1	66.1	58.9	41.1	58.6	42.7	15	15	0	14	1	0	15	0	0	44.25
MORANG	09352	2	BAL DEBDOOT BIDYA MANDIR MA	50.8	56.1	55.2	41.5	49.4	47.4	13	13	0	9	4	0	13	0	0	41.54
MORANG	09353	1	KABIR MA VI BELBARI-4	29.4	54.4	39.5	36.4	42	42.4	43	43	0	10	28	1	39	0	4	30.91
MORANG	09354	1	MA VI BAIRIYA BHATHIGACHH-6	14.8	31.1	20.2	16.7	26.6	26	27	27	0	1	4	0	5	0	22	-11.7
MORANG	09355	2	PHEWA ENGLISH BOARDING SCHO	60.1	57.5	85.3	47.7	46.3	50.2	15	15	2	13	0	0	15	0	0	47
MORANG	09356	2	DHURVATARA ENGLISH MEDIUM S	56.9	59.1	78.4	50	55.8	43.9	20	20	1	19	0	0	20	0	0	45.75
MORANG	09357	2	KANCHANJANGHA ENGLISH SCHO	53.8	52.9	72.3	44.1	50.4	45.5	15	15	0	13	2	0	15	0	0	43.5
MORANG	09358	2	K.U.ACADEMY KERABARI-1	53.2	53.2	70.5	42	46.2	46.4	18	18	0	16	2	0	18	0	0	43.75
MORANG	09359	2	BANASTHALI ENGLISH BOARDING	50.9	50.8	40.1	36.9	39.2	42.8	17	17	0	8	6	0	14	0	3	29.12
MORANG	09360	2	PINNACLE GYAN MANDIR BAYARI	62.3	60.8	78.5	54.6	49.8	55.8	26	26	7	18	0	0	25	0	1	46.44
MORANG	09361	2	NETA CHOWK MODEL ACADEMY E	35.7	41.8	40.5	20	33.7	37.5	10	10	0	1	4	0	5	0	5	6.75
MORANG	09362	2	GANESH THAPA MEMORIAL ENGL	58.5	57.8	74	46.8	51.8	47.3	8	8	0	8	0	0	8	0	0	45
MORANG	09363	2	PATHIBHARA ENGLISH SCHOOL,SI	59.7	56.8	62.8	43.9	36.2	27.3	19	19	0	11	2	0	13	0	6	22.5
MORANG	09364	2	BAL JAGARAN VIDYA MANDIR SH	41.4	58.9	65.7	48	42.6	48.3	9	9	0	7	2	0	9	0	0	42.5
MORANG	09365	2	ABHA ENGLISH SCHOOL SHISWAN	59.8	51.2	73	47.1	51	52.4	10	10	0	9	1	0	10	0	0	43.88
MORANG	09366	1	SUNAKHARI MA VI PATHARI	27.2	36.9	21.7	18.7	23.8	33.2	27	27	0	0	5	0	5	0	22	-12.1
MORANG	09367	1	SUGAHAT MA VI HASANDAHA	30.4	44	31.7	21.2	32.3	31.5	25	25	0	1	10	1	12	0	13	4.56

**PERFORMANCE OF ALL SCHOOLS IN SLC EXAMINATION BY DISTRICTS**  
**2071 BS (2015 AD)**

DISTRICT	SCODE	ST	SCHOOL	AVERAGE MARKS IN COMP. SUBJECTS						STUDENT		PASS DIVISION					WLD	FLD	SEM
				ENG	NEP	MAT	SCI	SOC	HPE	TAP	TAPRD	DIS	FIR	SEC	TIR	PASS			
MORANG	09368	2	GYANJYOTI ENGLISH SCHOOL,SUN	63.7	65.4	70.1	51.4	59.4	53.7	27	27	5	22	0	0	27	0	0	47.78
MORANG	09369	2	SHIKSHA SANDESH ENGLISH SCHC	56.9	61.7	73.3	45.9	54.6	49.7	24	24	1	23	0	0	24	0	0	45.62
MORANG	09370	2	SHANTI BALSADAN ENGLISH BOAI	44	49.2	49.6	48.4	52.4	43.2	5	5	0	4	1	0	5	0	0	42.75
SUNSARI	10001	1	BHAGBATI MA VI INARUWA	19.2	36.9	17.1	14.5	28.5	36.6	84	84	0	7	4	0	11	0	73	-14.2
SUNSARI	10002	1	HARINAGARA MA VI HARINAGARA	18	31	24.6	14	30.6	33.4	155	155	0	4	19	2	25	0	130	-13.3
SUNSARI	10003	1	JANATA MA VI MADHESHA	14.3	31.8	10.5	8.2	21.4	29.8	124	123	0	0	11	0	11	0	112	-17.5
SUNSARI	10004	1	SHARADA MA VI BALAHA	16.5	24.7	14.4	11.8	26.1	21.6	90	87	1	3	6	0	10	0	77	-15.3
SUNSARI	10005	1	PRAKASH MA VI PRAKASHPUR	18	41.5	13.9	12.5	30.2	30.4	117	116	0	6	3	0	9	0	107	-17.6
SUNSARI	10006	1	MAHENDRA MA VI MAHENDRANA	18.1	35.8	20.5	13.5	27.3	19.6	77	77	0	0	2	8	10	0	67	-16.2
SUNSARI	10007	1	BALKRISHNA MA VI RAMNAGAR B	25.5	38.7	31.5	19.5	36.8	29.4	131	130	2	19	25	1	47	0	83	-0.19
SUNSARI	10008	1	BHADGAUN SINUWARI MA VI JHUM	18.3	34	17.1	15.7	27.2	33.6	60	60	0	1	8	1	10	0	50	-13.1
SUNSARI	10009	1	PAKALI MA VI PAKALI	13.6	17.6	8.9	8.2	22.7	19.7	113	112	0	1	5	3	9	0	103	-18.1
SUNSARI	10010	1	JANASAHAYOG MA VI HANSPOSA	34.8	41.5	34.3	21.2	39.3	44.1	108	108	0	15	29	2	46	0	62	2.84
SUNSARI	10011	1	CHANDRA SAN MA VI DHARAN	19.6	33.2	17.3	15.2	19.9	60	26	26	0	1	2	0	3	0	23	-15.6
SUNSARI	10012	1	SHARADA BALIKA MA VI DHARAN	28.3	37	22.7	14.7	38.7	25	78	77	0	3	16	3	22	0	55	-6.37
SUNSARI	10013	1	PUBLIC HIGH SCHOOL DHARAN 12	29.6	32.8	31.1	16.4	35.7	30.5	108	107	0	7	14	8	29	0	78	-7.25
SUNSARI	10014	2	VIJAYAPUR HIGHER SECONDARY S	63.7	56.4	65.9	42	58.1	53.7	55	55	6	45	4	0	55	0	0	45.82
SUNSARI	10015	1	PINDESHWAR SANSKRIT MA VI DH	18.2	42.3	33	32.2	31.3	64.3	6	6	0	1	0	0	1	0	5	-11.3
SUNSARI	10016	1	SARASWATI MA VI BABIYA	22.8	31.5	23.5	13.2	27.1	31.6	107	106	0	5	17	0	22	0	84	-10.3
SUNSARI	10017	1	NEPAL RASTRIYA MA VI AMAHI B	24.2	38.8	28.5	19.5	39.6	35.3	88	87	0	6	24	0	30	0	57	-2.33
SUNSARI	10018	1	JANATA MA VI SINGIYA	20.2	31.2	15.2	15.1	26.9	26.1	125	124	0	7	11	0	18	0	106	-13.7
SUNSARI	10019	1	JANTA MA VI NARASINGA	13.5	22.7	13.3	13	24.8	23.5	52	52	0	4	3	0	7	0	45	-14.1
SUNSARI	10020	1	SHREE SHIKSHA SADAN MA VI DH	16.9	34.7	15.9	11.5	28.5	29.7	195	193	0	8	18	0	26	0	167	-14.5
SUNSARI	10021	2	BOARDING MA VI DHARAN	48.3	49.2	42.7	34	48.3	42.8	6	6	0	2	4	0	6	0	0	37.5
SUNSARI	10022	1	PUBLIC MA VI PHUSRE DHARAN	20	32.3	24	13.9	30.7	31.5	46	42	0	0	9	2	11	0	31	-8.23
SUNSARI	10023	1	ADARSHA MA VI BARAHACHHETR	22.1	35.8	19.4	12.2	30.9	31.7	111	110	0	5	9	0	14	0	96	-14.8
SUNSARI	10024	1	SHAHID SMRITI MA VI GANGALAL	21.7	38.4	21.4	13.7	26.1	28.9	56	56	0	0	5	1	6	0	50	-16.6
SUNSARI	10025	2	BOARDING MA VI ITAHARI	48	48.2	50.9	40.9	62.6	53.9	65	65	0	43	14	0	57	0	8	34.27
SUNSARI	10026	1	SHIKSHA NIKETAN MA VI DHARAN	18.5	32.3	9.1	12	31.3	28.2	50	49	0	0	1	0	1	0	48	-21.4
SUNSARI	10027	2	DEPOT MA VI GHOPACAMP DHARA	48.9	52.4	61.7	36.2	55.4	50.1	67	67	0	51	15	0	66	0	1	41.47
SUNSARI	10028	1	JAGANNATH DED RAJ JANATA MA	24.7	42	24.2	15.2	34.5	37	113	112	0	7	20	1	28	0	84	-7.82
SUNSARI	10029	1	JANATA MA VI MADHUVAN	10.6	25.9	17.4	12.2	30.5	28.4	136	131	0	5	10	1	16	0	115	-15.3
SUNSARI	10030	1	KIRANTESHWAR MA VI DHARAN	20.9	36.5	20.8	12.9	26.3	27.6	31	30	0	0	6	1	7	0	23	-9.7

**PERFORMANCE OF ALL SCHOOLS IN SLC EXAMINATION BY DISTRICTS**  
**2071 BS (2015 AD)**

DISTRICT	SCODE	ST	SCHOOL	AVERAGE MARKS IN COMP. SUBJECTS						STUDENT		PASS DIVISION					WLD	FLD	SEM
				ENG	NEP	MAT	SCI	SOC	HPE	TAP	TAPRD	DIS	FIR	SEC	TIR	PASS			
SUNSARI	10031	1	JANATA MA VI ITAHARI	26.5	42.4	27.9	17.3	37.1	37.2	93	93	1	4	20	3	28	0	65	-5.11
SUNSARI	10032	1	SHARADA MA VI KHANAR	19.3	28.9	26.3	14	28.2	26.5	94	94	0	2	14	1	17	0	77	-12.2
SUNSARI	10033	1	BISHNU MA VI SONAPUR	25.8	28.5	18.5	13.8	33.3	25.7	39	39	0	0	8	0	8	0	31	-11
SUNSARI	10034	1	SARASWATI MA VI DUHABI	21	35.6	18.5	15.5	25.1	29.7	163	160	0	3	22	1	26	0	134	-13.2
SUNSARI	10035	1	RAMSITA MA VI BHIMNAGAR	26	45.9	31.6	20.4	39.1	39	60	60	0	9	8	0	17	0	43	-4.88
SUNSARI	10036	1	SARASWATI MA VI AURAWANI	22.3	28	36.9	14.7	28.4	29	37	37	0	1	8	0	9	0	28	-8.51
SUNSARI	10037	1	ADARSHA MA VI BAKLAURI BAZAR	19.6	32.1	19.9	15.9	35.7	30.8	125	124	1	5	20	1	27	0	97	-9.67
SUNSARI	10038	1	JANATA MA VI HATTIMUDHA	22.5	30	18.4	11.4	24.9	28.7	74	72	1	0	7	0	8	0	64	-15.9
SUNSARI	10039	1	GYANODAYA MA VI DHARAN	22.2	30.9	23	16.5	29.7	27.2	101	101	0	2	26	4	32	0	69	-4.84
SUNSARI	10040	1	SARASWATI MA VI PANBARI	28.9	40.4	20.2	24	40.1	32.5	77	77	1	8	6	1	16	0	61	-9.43
SUNSARI	10041	1	MAJADUR KISAN MA VI MADHELI	12.1	22.1	11	9.9	18.9	21	44	44	0	0	0	0	0	0	44	-22.5
SUNSARI	10042	1	AMAR SINGH MA VI SAHEBGUNJ	24.2	42.5	32.7	18.5	35.3	29.6	37	36	0	4	9	0	13	0	23	-0.94
SUNSARI	10043	2	PEACE ZONE AWASIYA MA VI ITAHARI	56.1	60	71.1	47	57.6	48.5	109	109	30	54	23	0	107	0	2	45.52
SUNSARI	10044	1	GOPAL MA VI TANMUNA	19.9	25.2	21.7	15.5	28.4	22.2	93	93	0	3	13	2	18	0	75	-11.5
SUNSARI	10045	1	SARASWATI MA VI BAUKAJHODA	29	34.7	25	17.8	25.5	32.7	66	66	0	1	12	1	14	0	52	-10.5
SUNSARI	10046	1	JANAK MA VI MAHENDRANAGAR	23.2	40.7	23.2	16.4	31.1	36.5	42	42	0	1	9	1	11	0	31	-7.73
SUNSARI	10047	2	SUMMIT SECONDARY BOARDING SCHOOL	55.8	47.6	62.6	42.5	52	54	26	26	1	20	4	0	25	0	1	41.25
SUNSARI	10048	1	MA VI CHHITAHA	18.6	27.5	20.4	13.7	31.5	27.1	142	142	2	3	13	2	20	0	122	-14.1
SUNSARI	10049	1	LABORATORY MA VI DHARAN	23	44.8	31.3	20.5	36.8	38.1	37	36	0	5	11	0	16	0	20	4.06
SUNSARI	10050	1	CHANDRAKAMAL MA VI MARCHA	24.6	37.5	28.6	16.4	34.2	30	69	69	0	0	11	0	11	0	58	-13.5
SUNSARI	10051	1	SHARADA MA VI RAMPUR DHOK B	20.4	32.8	16.8	13.9	25.1	29.7	91	91	0	2	7	2	11	0	80	-15.7
SUNSARI	10052	1	KRISHNA MA VI SHANKARPUR	27.2	48.4	32.7	23.2	40.2	39.3	111	111	1	18	31	1	51	0	60	5.32
SUNSARI	10053	1	BHALDHUNGA MA VI BISHNUPADI	14.3	30.3	13.9	11	31.5	28.6	54	54	0	0	3	0	3	0	50	-19
SUNSARI	10054	1	TRIBHUWAN MA VI ARTA BAKULA	22.7	40.9	22.4	16.7	30	34.8	75	75	0	3	15	1	19	0	56	-7.93
SUNSARI	10055	2	KOSI MA VI WEST KUSHAHA	15.3	34.9	16.1	11.4	27.9	26.4	60	60	0	2	9	0	11	0	49	-11.8
SUNSARI	10056	2	GODAWARI VIDYA MANDIR AWAS	53.4	49.2	60	48.2	62.7	54.7	44	44	0	37	7	0	44	0	0	43.21
SUNSARI	10057	2	PATHIBHARA ENGLISH BOARDING	51	60.3	59.5	41.7	61	48.1	80	80	11	49	18	0	78	0	2	42.84
SUNSARI	10058	2	BUDHA SUBBA ENGLISH MA VI DH	59.8	51.5	62.5	45.6	61.8	56	8	8	0	8	0	0	8	0	0	45
SUNSARI	10059	2	SUNSARI BALIKA AWASIYA MA VI	10.1	28.5	7.4	5.4	21.2	30.9	14	14	0	0	0	0	0	0	14	-22.5
SUNSARI	10060	2	INARUWA ENGLISH BOARDING SC	56.9	46.1	49.2	45.3	58.3	49.1	95	95	6	57	21	0	84	0	11	35.64
SUNSARI	10061	1	KOSHI JANATA MA VI HARIPUR	9.3	29.2	11.2	11.3	30.2	30.7	127	126	0	1	6	0	7	0	119	-19.3
SUNSARI	10062	2	MODERN PREPARATORY BOARDIN	56.7	57.5	75.9	42.6	55.4	51.6	35	35	2	31	2	0	35	0	0	45.21
SUNSARI	10063	1	RAM DHUNI MA VI LALPUR SINGIY	17	27	12.4	12.2	26.4	30.2	101	101	0	4	8	0	12	0	89	-15.4

**PERFORMANCE OF ALL SCHOOLS IN SLC EXAMINATION BY DISTRICTS**  
**2071 BS (2015 AD)**

DISTRICT	SCODE	ST	SCHOOL	AVERAGE MARKS IN COMP. SUBJECTS						STUDENT		PASS DIVISION						WLD	FLD	SEM
				ENG	NEP	MAT	SCI	SOC	HPE	TAP	TAPRD	DIS	FIR	SEC	TIR	PASS				
SUNSARI	10064	2	PURWANCHAL BOARDING SCHOOL	56.3	48	68.6	37.7	66.2	49.4	67	67	4	53	7	0	64	0	3	41.7	
SUNSARI	10065	2	SOS HERMANN GMEINER MA VI IT	56.9	61.4	65.2	46.7	63.4	57.8	35	35	4	24	6	0	34	0	1	42.86	
SUNSARI	10066	2	PURWA CHHETRIYA POLICE BOAR	60.4	55.5	78.7	46.7	59.4	56.1	29	29	4	25	0	0	29	0	0	47.07	
SUNSARI	10067	1	MAHENDRA MA VI SUNDARPUR IT	24.9	32.9	20.9	15.4	38.7	29.5	66	66	0	2	13	2	17	0	49	-7.97	
SUNSARI	10068	1	KACHANA MAHADEV MA VI ITAHA	35.9	47.9	37.2	25.5	35.4	43.1	74	74	1	17	25	1	44	0	30	13.75	
SUNSARI	10069	2	CARMEL HIGH SCHOOL DHARAN I	44.6	46.7	59.1	34.4	52.6	49	51	51	0	26	24	0	50	0	1	38.38	
SUNSARI	10070	2	OASIS ENGLISH HIGH SCHOOL DH	53	54.9	64.4	45	49.9	57.9	11	11	0	9	2	0	11	0	0	42.95	
SUNSARI	10071	1	JANATA MA VI SIMARIYA	17.6	26.5	25.4	12.4	29.1	29.8	73	73	0	2	6	1	9	0	64	-15.4	
SUNSARI	10072	1	PANCHAYAT MA VI DHARAN	25.9	35.6	31.6	18.9	37.8	29.9	35	35	0	3	6	0	9	0	26	-7.07	
SUNSARI	10073	2	EUREKA RESIDENTIAL SCHOOL DH	58.8	57.3	56.7	38.9	54.4	54.4	91	91	7	72	11	0	90	0	1	44.05	
SUNSARI	10074	1	BASANTA RITU MA VI MAHENDRA	20.7	39.4	22	17.1	30.3	22.9	104	103	0	3	14	7	24	0	79	-9.73	
SUNSARI	10075	1	JABDI SECONDARY SCHOOL HASH	26.4	36	19.6	18.9	41.1	28.6	69	69	0	4	17	0	21	0	48	-4.73	
SUNSARI	10076	2	MAHENDRA MEMORIAL ENGLISH	50.8	50.6	57.2	40.9	52.8	48.5	74	74	2	61	7	0	70	0	4	40.69	
SUNSARI	10077	2	NAVJYOTI SCHOOL DHARAN	56.6	44.4	59.1	36.2	52	39.2	38	37	1	22	14	0	37	0	0	41.15	
SUNSARI	10078	2	DHARAN MODEL SCHOOL DHARA	59.2	40.3	55.1	42.7	56.4	55.6	15	15	0	12	2	0	14	0	1	39	
SUNSARI	10079	2	GYANODAYA SECONDARY ENGLIS	56.4	51.6	63.7	43.7	59.9	57.2	36	36	1	33	2	0	36	0	0	44.79	
SUNSARI	10080	2	MERRYLAND ENGLISH BOARDING	53.6	54.7	60	44.5	39.2	50	48	48	1	31	10	0	42	0	6	34.53	
SUNSARI	10081	1	PANCHAYAT (DANTAKALI) MA VI	23.6	38.6	23.1	25	30.5	35	40	40	0	2	6	1	9	0	31	-9.53	
SUNSARI	10082	2	NAVODAYA VIDYA MANDIR ENGL	56.3	55.2	65.2	42.7	59	56.1	38	38	3	34	1	0	38	0	0	45.89	
SUNSARI	10083	1	JYOTI MA VI ITAHARI	19	36	22.6	18.5	33.9	36.6	114	114	0	6	18	2	26	0	88	-9.25	
SUNSARI	10084	1	RAJAJEE RAMJEE MEHTO MA VI IN	36	32.1	20.4	19.5	32.5	27.1	54	54	0	2	13	0	15	0	39	-6.46	
SUNSARI	10085	2	MOUNT MANASLU SECONDARY SC	60.4	53.9	60.4	37.4	57.6	44.5	68	68	4	46	14	0	64	0	4	39.6	
SUNSARI	10086	2	SAYAPATRI SHISHU SADAN ENGLI	56.6	49.5	61.9	43.4	56.6	53.5	47	47	2	39	5	0	46	0	1	43.01	
SUNSARI	10087	2	BHRIKUTI SECONDARY BOARDING	48.3	50.1	58.5	37.8	51.2	43.9	31	31	1	17	10	0	28	0	3	35.32	
SUNSARI	10088	2	GEM SECONDARY BOARDING SCH	50.4	49.8	60.1	52.5	49.2	48.2	17	17	0	14	3	0	17	0	0	43.01	
SUNSARI	10089	2	NILKANTHA SECONDARY ENGLISH	54.6	51.9	60.1	37.9	53.9	60.4	14	14	0	13	1	0	14	0	0	44.2	
SUNSARI	10090	2	ITAHARI MODEL SCHOOL ITAHARI	53.8	51.5	56.8	46.3	46.6	55.1	39	39	1	35	2	0	38	0	1	43.08	
SUNSARI	10091	2	PRABHAT ENGLISH BOARDING SCI	43	41.9	43.8	33.3	40.3	47.7	16	16	0	3	12	0	15	0	1	32.34	
SUNSARI	10092	2	JUNIOR PIONEERS SCHOOL DHARA	62.7	53.4	72.5	50.1	59.4	56.5	31	31	3	26	2	0	31	0	0	45.73	
SUNSARI	10093	2	SUMNIMA BOARDING SCHOOL DH	51	49	62.4	43.6	47.7	54.1	30	30	0	24	6	0	30	0	0	42.75	
SUNSARI	10094	2	KOSHI ST. JAMES RESIDENTIAL SE	52.5	50.8	57.5	45.8	66.2	54.1	74	74	9	56	5	0	70	0	4	42.42	
SUNSARI	10095	2	CHAMUNDA BHAGWATI RESIDENT	48.3	45.7	51	31.1	45.9	49.6	27	27	1	13	4	0	18	0	9	21.39	
SUNSARI	10096	2	HOLY LAND INTERNATIONAL SCH	47.9	45.9	46.7	39.4	38.5	47.1	31	31	0	13	11	0	24	0	7	25.77	

**PERFORMANCE OF ALL SCHOOLS IN SLC EXAMINATION BY DISTRICTS**  
**2071 BS (2015 AD)**

DISTRICT	SCODE	ST	SCHOOL	AVERAGE MARKS IN COMP. SUBJECTS						STUDENT		PASS DIVISION						WLD	FLD	SEM
				ENG	NEP	MAT	SCI	SOC	HPE	TAP	TAPRD	DIS	FIR	SEC	TIR	PASS				
SUNSARI	10097	2	BISHNU MEMORIAL BOARDING SC	61.8	58.2	84.7	50.6	65.9	56.6	101	101	40	61	0	0	101	0	0	50.94	
SUNSARI	10098	2	PARADISE ENGLISH BOARDING SC	59.2	57.5	75.9	54.8	64.7	56.8	19	19	2	16	1	0	19	0	0	45.99	
SUNSARI	10099	2	ITAHARI RESIDENTIAL MA VI ITAH	24.9	38.6	35.3	17.5	35.5	35.7	20	20	0	1	4	0	5	0	15	-7.88	
SUNSARI	10100	1	SARASWATI MA VI ITAHARI-7	14.9	27.2	9.1	11.8	29.5	26.3	42	41	0	0	1	0	1	0	40	-21.1	
SUNSARI	10101	2	SUNSARI ST. XAVIER'S SECONDAR	49	51.1	64.3	39.7	51.5	57.3	42	42	1	36	5	0	42	0	0	44.02	
SUNSARI	10102	2	SACRED HEART ENGLISH SCHOOL	52.9	52.3	60.7	41.5	57.9	57.2	65	65	4	54	6	0	64	0	1	43.85	
SUNSARI	10103	1	RASTRIYA MA VI ANPGACHHI HAN	33.4	42.1	38.1	28.4	45.8	38.3	67	67	0	11	20	5	36	0	31	8.84	
SUNSARI	10104	2	HIM SHIKHAR ENGLISH SCHOOL T	58.8	50	58	46.3	56.1	54	67	67	3	52	12	0	67	0	0	43.66	
SUNSARI	10105	2	NORTH POINT SECONDARY BOARI	47.3	46.8	54.2	39.6	61.9	58.7	36	36	0	27	9	0	36	0	0	42.19	
SUNSARI	10106	2	NAWAYUG ACADEMY INARUWA-9	61.7	56.2	71.1	43.7	55.1	50.7	63	63	12	44	7	0	63	0	0	46.61	
SUNSARI	10107	1	SHAMBHUNATH SECONDARY SCH	12	18	9	11.3	21.2	20.8	92	92	0	0	5	0	5	0	87	-19.4	
SUNSARI	10108	2	BRIGHT FUTURE ENGLISH SCHOOL	55.6	55.5	71.1	42	68.4	51.6	26	26	1	23	2	0	26	0	0	44.71	
SUNSARI	10109	2	LITTLE FLOWERS ENGLISH BOARD	55.3	59.8	69.9	48.3	67	58.9	28	28	5	23	0	0	28	0	0	47.68	
SUNSARI	10110	1	PANCHAYAT MA VI BAKLAURI-8 S	17.7	27.2	13.6	13.3	24.9	22.8	55	54	0	0	8	1	9	0	45	-13.3	
SUNSARI	10111	2	MORNING STAR SCHOOL MAHEND	55.9	49.3	66.4	37	43.2	51.8	71	71	6	44	15	0	65	0	6	38.19	
SUNSARI	10112	2	BRILLIANT ENGLISH BOARDING SC	50.8	37	44.8	34.6	52.4	48.2	13	13	0	5	8	0	13	0	0	38.08	
SUNSARI	10113	2	VICTORY RESIDENTIAL SCHOOL D	50.5	50.2	47.6	39.4	46.1	52.6	32	32	3	14	7	0	24	0	8	27.07	
SUNSARI	10114	2	UNIQUE ACADEMY ENGLISH BOAR	55.1	54.3	58.7	43.7	51	58.2	49	49	4	34	8	0	46	0	3	40.26	
SUNSARI	10115	1	BHANU MEMORIAL SECONDARY S	18.6	36.5	11.3	11.4	27.5	31.2	34	33	0	1	2	0	3	0	30	-17	
SUNSARI	10116	1	SHREE MA VI CHIMADI 4	22.1	35.1	20.8	22	29.3	34.1	83	83	0	3	13	3	19	0	64	-9.57	
SUNSARI	10117	1	SHREE SECONDARY SCHOOL DEW	15.1	25.7	20.4	13.3	28.5	33.3	141	139	0	2	17	0	19	0	120	-14.6	
SUNSARI	10118	2	LOTUS VIDYA VIHAR DHARAN	56.9	55.8	64.7	55.2	50.8	50.1	31	31	0	30	1	0	31	0	0	44.64	
SUNSARI	10119	2	CHILDREN'S ACADEMY DHARAN-1	60.1	58.1	72.3	49.7	62.8	50.6	27	26	0	25	0	0	25	0	1	42.4	
SUNSARI	10120	2	MOUNT MORIAH ENGLISH BOARD	44.1	48.9	50.8	35	43.8	46	18	18	0	6	11	0	17	0	1	34.37	
SUNSARI	10121	2	JANAK SMRITI SECONDARY SCHO	55	56.3	59.2	41.1	50.4	56.4	62	62	7	35	17	0	59	0	3	40.34	
SUNSARI	10122	2	DUHABI CHILDREN'S ACADEMY D	43.4	27.8	30.9	23.4	39.1	34.4	10	10	0	0	4	0	4	0	6	0	
SUNSARI	10123	2	KHANAR SUN SHINE ENGLISH SCH	47.6	49	50.8	30.2	44.7	40	64	64	1	24	25	0	50	0	14	26.07	
SUNSARI	10124	2	SATYA SHISHU NIKETAN BOARDIN	48.8	55.2	58.4	44.9	45.8	51	23	23	1	18	4	0	23	0	0	43.7	
SUNSARI	10125	2	LITTEL FLOWER ENGLISH BOARDI	56.2	43.1	58.6	46	55.8	51.5	37	37	0	25	11	0	36	0	1	39.83	
SUNSARI	10126	2	NIRMALA MEMORIAL BAL UDHYA	52.7	47.3	55.9	32.1	50.4	44.9	34	34	1	13	19	0	33	0	1	37.17	
SUNSARI	10127	2	LORD BUDDHA INTERNATIONAL S	62.5	60.1	72.9	52.8	64	56.8	46	46	11	32	2	0	45	0	1	46.63	
SUNSARI	10128	2	RAMDHUNI ENG BOARDING SCHO	59.3	45.3	52.3	36.1	51.6	47.2	29	29	3	12	7	0	22	0	7	27.54	
SUNSARI	10129	2	BAL BIKAS ENGLISH BOARDING SC	55.8	50.3	62.5	37.7	50.7	53.1	32	32	3	19	7	0	29	0	3	37.62	



**PERFORMANCE OF ALL SCHOOLS IN SLC EXAMINATION BY DISTRICTS**  
**2071 BS (2015 AD)**

DISTRICT	SCODE	ST	SCHOOL	AVERAGE MARKS IN COMP. SUBJECTS						STUDENT		PASS DIVISION					WLD	FLD	SEM
				ENG	NEP	MAT	SCI	SOC	HPE	TAP	TAPRD	DIS	FIR	SEC	TIR	PASS			
SUNSARI	10130	2	GREEN PEACE ACADEMY ITAHARI	47.9	51	76.3	42.2	54.5	45.4	34	34	2	27	4	0	33	0	1	42.57
SUNSARI	10131	2	MAKALU ENGLISH BOARDING SCH	57.2	57.9	63.6	44	54.7	57.4	31	31	3	27	1	0	31	0	0	46.09
SUNSARI	10132	3	JANTA MA.VI. SUNSARI, ITAHARI	16.9	29.7	10.4	12	27.5	30.8	67	60	0	0	1	0	1	0	59	-21.6
SUNSARI	10133	2	PASHUPATI ENGLISH BOARDING, T	56.6	55.3	67	49.8	51.9	57.4	44	44	10	28	5	0	43	0	1	45.6
SUNSARI	10134	2	SMALL HEAVEN ACADEMY PVT LT	53.3	44.5	57.9	33.3	53.6	44.7	14	14	0	10	1	0	11	0	3	29.73
SUNSARI	10135	2	THE MARTYR ENGLISH SCHOOL , I	61.4	66.2	72.7	51	65.1	56.9	46	46	17	29	0	0	46	0	0	50.54
SUNSARI	10136	2	SUN RISE ENGLISH BOARDING SCH	49.6	45.8	51	34.9	47.2	50.8	22	22	0	10	10	0	20	0	2	33.75
SUNSARI	10137	2	ARANIKO MEMORIAL BOARDING S	45.9	44.2	55.5	37.3	40.6	47.4	24	24	0	12	10	0	22	0	2	34.69
SUNSARI	10138	2	KOSHI PUBLIC ACADEMY, INARUW	48.1	38	47.5	31.8	49.7	49.3	35	35	0	15	11	0	26	0	9	24.11
SUNSARI	10139	2	ST. MARYS ENGLISH BOARDING SC	56.6	41.2	42.8	40.4	57.4	53.1	17	17	0	10	3	0	13	0	4	27.13
SUNSARI	10140	2	PARVAT SECONDARY BOARDING S	51.6	52.3	55.7	35.5	43.4	51.5	22	22	0	14	8	0	22	0	0	40.91
SUNSARI	10141	1	SALPA SECONDARY SCHOOL PURE	19.4	30.5	21.3	17.7	26.7	30.5	24	22	0	0	3	1	4	0	18	-12.7
SUNSARI	10142	1	MAHENDRA MA VI , BHAROUL	13.8	35.8	27	14.7	28.3	29.3	99	98	0	2	14	0	16	0	82	-13.1
SUNSARI	10143	1	NEPAL RASTRIYA SHIV SECONDAR	21.1	34.7	24	17.8	29.7	37	61	61	0	0	11	1	12	0	49	-11.6
SUNSARI	10144	2	SURYA KIRAN ACADEMY INARUW	34	49.6	44.3	27.2	37.1	39.8	70	70	2	17	19	0	38	0	32	11.52
SUNSARI	10145	2	GARDEN ACADEMY ITAHARI-1	48.1	42.3	56.2	35.3	58	50.5	23	23	0	13	10	0	23	0	0	40.11
SUNSARI	10146	2	SHIKSHA SANDESH SE..BOARDING	56.2	48.8	71.2	46	59	52.2	35	34	7	23	2	0	32	0	2	43.46
SUNSARI	10147	2	KASTURI SEC.ENGLISH BOARDING	59.3	55.6	72.2	47.3	52.5	58.4	35	35	4	29	1	0	34	0	1	44.46
SUNSARI	10148	2	HAMRO ENGLISH BOARDING ITAH	49	54.4	68.9	53.3	59.5	50.8	30	30	6	19	5	0	30	0	0	46.13
SUNSARI	10149	2	SUN SHINE ENGLISH BOARDING SC	55	54.4	67.9	42.8	54.8	55.4	40	40	6	28	6	0	40	0	0	45.56
SUNSARI	10150	2	SYMBIOSIS BOARDING SCHOOL IN	58.7	52.6	55.9	46.4	61.6	51.9	27	27	0	20	6	0	26	0	1	40
SUNSARI	10151	2	HILAL PUBLIC MAVI GHUSKI-7 SUN	25.7	43	52.4	26.1	40.1	44.6	33	33	0	6	20	0	26	0	7	23.86
SUNSARI	10152	1	AULIYA MA VI BARAHAKSHETRA	20.7	39.7	21.5	17.2	38.2	34.3	42	42	0	0	11	0	11	0	31	-7.77
SUNSARI	10153	1	SARASWATI MA VI BHAROUL	11.1	31	15.3	13.4	26.7	27.9	29	29	0	0	0	0	0	0	29	-22.5
SUNSARI	10154	1	JWALAMUKHI MA VI BISHNUPADU	18.9	41.8	24	18.4	37.5	36.7	61	61	1	3	13	1	18	0	43	-5.08
SUNSARI	10155	2	BLOOMING LOTUS ENGLISH SECON	56.2	50.9	77.9	44.2	67.6	47	37	37	5	29	3	0	37	0	0	46.11
SUNSARI	10156	1	SHIVNAGAR MA VI VADGAUNSINA	18.6	19.4	13.9	7.7	28.2	17.4	28	28	1	0	0	0	1	0	27	-19.6
SUNSARI	10157	1	RASHTRIYA MA VI LOUKAHI	17.1	35.8	22.2	15.2	22.9	27.8	139	138	0	4	26	1	31	0	107	-9.61
SUNSARI	10158	2	THIRD EYE PUBLIC SCHOOL SONA	49.9	41.4	49.9	25.7	37	40.2	15	15	0	2	10	0	12	0	3	24
SUNSARI	10159	2	Y-POINTING BOARDING SCHOOL IT	48.6	51	58.1	36.6	53.8	53.9	21	21	2	10	7	0	19	0	2	36.25
SUNSARI	10160	1	HAMRO GODAWARI BOARDING SC	15.3	34.7	17.9	17.4	35	38.2	40	39	0	1	2	2	5	0	34	-15.5
SUNSARI	10161	2	DUHABI ADARSHA VIDHYALAY DU	26.8	32	19.6	16.6	36.2	32.1	34	32	0	0	3	0	3	0	29	-17.2
SUNSARI	10162	2	UNIQUE SAGARMATHA EDUCATIO	41	37.3	33.2	25	48.7	41.1	18	18	0	4	3	0	7	0	11	1.88

**PERFORMANCE OF ALL SCHOOLS IN SLC EXAMINATION BY DISTRICTS**  
**2071 BS (2015 AD)**

DISTRICT	SCODE	ST	SCHOOL	AVERAGE MARKS IN COMP. SUBJECTS						STUDENT		PASS DIVISION					WLD	FLD	SEM
				ENG	NEP	MAT	SCI	SOC	HPE	TAP	TAPRD	DIS	FIR	SEC	TIR	PASS			
SUNSARI	10163	2	JHUMKA PUBLIC ACADEMY JHUM	24.7	31.6	15	12.7	35.8	28.2	43	42	0	0	3	0	3	0	39	-18.5
SUNSARI	10164	2	JEEVAN JYOTI ENGLISH SCHOOL B	20.9	37.1	19.4	21.9	46.6	40.3	14	14	0	0	3	0	3	0	11	-10.4
SUNSARI	10165	2	MOON BEAM ACADEMY SCHOOL F	57.2	57.2	65.6	52.7	60.2	54	12	12	1	9	1	0	11	0	1	39.69
SUNSARI	10166	2	SUNSARI GARDEN ACADEMY MAH	58.4	48.2	70.6	38.6	45.7	51.2	36	36	0	33	1	0	34	0	2	40.94
SUNSARI	10167	2	HIMALAYAN BOARDING SCHOOL I	52.5	36.9	49.4	44.2	47.9	44.1	28	28	0	14	10	0	24	0	4	31.34
SUNSARI	10168	2	ST. JOSEPH ENGLISH BOARDING SC	50.7	57.4	61.2	47.1	50.7	53.5	30	30	2	24	4	0	30	0	0	44.5
SUNSARI	10169	2	BUDDHA ADARSHA BOARDING SC	46.8	50.8	48	33	48	43.5	11	11	0	5	5	0	10	0	1	33.75
SUNSARI	10170	2	SUNAKHARI ACADEMY DHARAN -	44.7	37.3	40.7	39.6	46.4	47.8	24	24	0	5	18	0	23	0	1	33.75
SUNSARI	10171	2	WORLD VISION ACADEMY INARUV	27.2	29.3	12.2	4	24.7	34.7	6	6	0	0	0	0	0	0	6	-22.5
SUNSARI	10172	2	MULTIPLE CREATIVE ACADEMY IN	40.8	46.6	43.9	25.9	48	40.2	48	47	0	15	11	0	26	0	21	12.21
SUNSARI	10173	2	RAPID LEARNING ENGLISH SCHOO	54.7	54	55.8	35	59.6	53	15	15	1	8	5	0	14	0	1	37.75
SUNSARI	10174	2	OUR ENGLISH BOARDING SCHOOL	61.3	59.7	78	47.4	66.9	54.8	21	21	3	18	0	0	21	0	0	47.14
SUNSARI	10175	1	PANCHAKANYA SECONDARY SCH	30	41.5	21.5	19.5	28.8	34.3	98	97	0	1	16	4	21	0	76	-10.6
SUNSARI	10176	1	SHANISHCHARE SECONDARY SCH	22.8	31	22.1	13.7	30	26.8	46	46	0	0	4	4	8	0	38	-13.6
SUNSARI	10177	2	LIBERTYRESIDENTIAL SCHOOL, DE	54.8	39.4	54.6	34.7	50.6	39.2	47	46	0	32	11	0	43	0	3	37.91
SUNSARI	10178	2	SAINIK AWASIYA MAHAVIDYALAY	62.4	62.3	63.6	53.7	61.6	52.5	89	89	13	75	1	0	89	0	0	47.06
SUNSARI	10179	1	SARASWATI SECONDARY SCHOOL	25.3	38.7	24	19	31.4	34.8	60	60	0	1	15	1	17	0	43	-6.54
SUNSARI	10180	1	PANCHAYAT MA VI BAKLAURY-2	17.3	30.8	15.6	14.9	30	28.6	38	38	0	0	7	1	8	0	30	-10.9
SUNSARI	10181	1	PANCHAYAT SECONDARY SCHOOL	12.4	22.9	7.3	8.6	20.5	19.3	26	26	0	0	1	0	1	0	25	-20.3
SUNSARI	10182	1	JANATA MA VI GAUTAMPUR- 4	18.6	29.6	23.4	12.7	30	23.1	47	47	0	2	4	0	6	0	41	-14.8
SUNSARI	10183	1	HIMALI MA VI DEURALI	23.4	36.7	21.8	25	35	33	46	46	0	4	10	1	15	0	31	-3.39
SUNSARI	10184	1	NEPAL RASTRIYA HARI SEC. SCH	13.7	21.7	10	10.3	17.9	21.6	38	38	0	1	0	0	1	0	37	-20.7
SUNSARI	10185	1	MAHENDRA MA VI MAHENDRANA	28.7	45.3	28.5	17.2	37	36.9	84	84	0	8	14	0	22	0	62	-6.7
SUNSARI	10186	1	MOHAN MA VI, MADHUBAN-7	23.9	40.7	22.4	19.3	32.8	35.8	60	60	0	4	10	0	14	0	46	-8.63
SUNSARI	10187	1	KABIR SECONDARY SCHOOL,ITAH	29	32.5	28.1	21	40.1	31.1	67	67	0	3	20	1	24	0	43	-1.99
SUNSARI	10188	1	NAWA DURGA SECONDARY SCH	20.5	35.8	20.4	19.8	32.1	37.4	48	48	0	0	12	2	14	0	34	-6.5
SUNSARI	10189	1	RASTRIYA SECONDARY SCHOOL, S	7.7	24.4	5.5	9.4	26.6	29	31	31	0	0	0	0	0	0	31	-22.5
SUNSARI	10190	1	HIMALAYA ADARSHA MA VI, PUR	18.6	29.4	28.9	14	28.9	28.6	44	43	0	0	8	0	8	0	35	-12
SUNSARI	10191	2	UNIVERSAL ENGLISH SEC. SCHOOL	54.7	51.2	72.7	43.7	68.1	47.5	21	20	4	15	1	0	20	0	0	47.44
SUNSARI	10192	2	SUNGABHA ENGLISH BOARDING S	48.4	47.1	45.7	39	45.2	46.5	43	43	0	16	24	0	40	0	3	34.01
SUNSARI	10193	2	UNITED GURKHA ACADEMY, DHA	48	46.6	47.6	31.4	49.7	41.5	11	11	0	6	4	0	10	0	1	34.77
SUNSARI	10194	2	KOSHI ENGLISH BOARDING SCH	50.4	42.6	68.1	42.7	56.4	46.8	21	21	2	13	2	0	17	0	4	32.5
SUNSARI	10195	2	NEPAL DAYANAND VEDIC MISSIO	53.6	51.5	63	38.8	56.8	51.3	24	24	0	22	2	0	24	0	0	44.06

**PERFORMANCE OF ALL SCHOOLS IN SLC EXAMINATION BY DISTRICTS**  
**2071 BS (2015 AD)**

DISTRICT	SCODE	ST	SCHOOL	AVERAGE MARKS IN COMP. SUBJECTS						STUDENT		PASS DIVISION						WLD	FLD	SEM
				ENG	NEP	MAT	SCI	SOC	HPE	TAP	TAPRD	DIS	FIR	SEC	TIR	PASS				
SUNSARI	10196	2	MOUNT HERMON ACADEMY, DHA	53.5	57.8	75.3	48.7	53.6	57.3	12	12	1	11	0	0	12	0	0	46.25	
SUNSARI	10197	2	PURWANCHAL GYAN CHAKSHU VI	52.7	72.3	61.4	42.6	51.9	52.6	9	9	0	9	0	0	9	0	0	45	
SUNSARI	10198	1	KOSHI SECONDARY SCHOOL MAH	29.1	34.9	32.8	13.6	25.6	29.8	82	82	0	2	16	0	18	0	64	-9.88	
SUNSARI	10200	1	RASTRIYA MA VI SOVANPUR PASC	14.7	30.6	10.6	8.7	25.3	23.4	59	59	0	0	0	0	0	0	59	-22.5	
SUNSARI	10201	1	JANKALYAN SECONDARY SCHOOL	23.6	51.5	37.8	20.8	39.6	39.9	49	49	0	3	20	0	23	0	26	4.59	
SUNSARI	10202	2	SAGARMATHA RESIDENTIAL SCHC	58.5	48.9	72.9	46.8	59.1	54.4	16	16	1	12	3	0	16	0	0	43.83	
SUNSARI	10203	2	SIDDHARTHA MEMORIAL ENGLISH	57.7	57.6	60	43.8	54.8	50.4	47	47	4	39	3	0	46	0	1	44.12	
SUNSARI	10204	2	MITHILA PUBLIC SCHOOL LAUKAI	45.9	54	62.9	39.1	40	46.8	21	21	0	14	6	0	20	0	1	38.57	
SUNSARI	10205	2	SHREE PEACE BUDDHA JYOTI ACA	18.1	36	25.1	20.8	35.2	32.7	45	45	0	3	7	0	10	0	35	-9.25	
SUNSARI	10206	2	DIVINE TEMPLE ENGLISH BOARDIN	38.8	39.4	47.7	28.6	44.7	38.4	33	33	0	11	12	0	23	0	10	20.45	
SUNSARI	10207	2	GYANDARPAN ACADEMY HANSPC	55.3	55.2	56.8	36.2	53.3	59.3	29	29	0	28	1	0	29	0	0	44.61	
SUNSARI	10208	2	EAST WEST POINT ENGLISH SCHOC	51.7	49.2	73.5	46.2	50.2	53.8	6	6	0	6	0	0	6	0	0	45	
SUNSARI	10209	2	MOUNT SUMMIT ENGLISH SCHOOL	53.1	41	38.4	24.9	46.1	49.4	15	15	0	3	7	0	10	0	5	17.25	
SUNSARI	10210	2	NABHA DIP ACADEMY SECONDAR	32.3	40.8	28.8	24.8	35.5	44.9	18	18	0	3	3	0	6	0	12	-1.88	
SUNSARI	10211	2	RISING STAR ENGLISH SCHOOL BA	54.2	43.8	57.5	36.6	45.8	51.2	23	22	0	15	7	0	22	0	0	41.42	
SUNSARI	10212	2	STANDARD SECONDARY BOARDIN	57.9	57.9	78.1	56.6	63.6	57.9	14	14	3	11	0	0	14	0	0	48.21	
SUNSARI	10214	2	RAJABAS ENGLISH BOARDING SCH	64.7	57.8	73.2	44.4	62.6	50.7	20	20	4	15	0	0	19	1	0	45.75	
SUNSARI	10215	2	JAYA SAPTAKOSHI ENGLISH ACAD	50	54.9	64	49.3	56.7	51	7	7	0	6	1	0	7	0	0	43.39	
SUNSARI	10216	2	HIMALI ENGLISH BOARDING SCHO	24.3	29.3	16.3	12.5	26.6	27.6	42	42	0	0	4	1	5	0	37	-16	
SUNSARI	10217	2	NAMUNA SAMUDAYIK VIDHYALA	60	55.6	76.5	55.5	63	57	24	24	5	18	1	0	24	0	0	47.66	
SUNSARI	10218	2	BAL ADARSHA BOARDING SCHOOL	23.9	32.5	31.5	21	35.3	30.5	8	8	0	0	2	1	3	0	5	-2.63	
SUNSARI	10219	2	B.S. MODEL ENGLISH BOARDING S	31.2	40.1	36.5	21.2	45.7	42.1	16	16	0	1	10	0	11	0	5	16.88	
SUNSARI	10220	2	KAMAKSHA VIDHYA MANDIR MAI	18.3	27.7	17.1	13.9	24.6	21.6	29	29	0	0	4	3	7	0	22	-9.93	
SUNSARI	10221	2	R.K. ENGLISH BOARDING SCHOOL	38.4	28.8	25.9	16.4	37	31.1	8	8	0	0	1	0	1	0	7	-15.5	
SUNSARI	10222	2	KANCHANJUNGA ENGLISH BOARD	61.2	50.3	92	39.2	74.5	55.2	6	6	0	6	0	0	6	0	0	45	
SUNSARI	10223	2	JAYANTI BINDHA BASHINI VIDHYA	50	37.7	48.3	29.6	52.7	43.7	7	7	0	4	1	0	5	0	2	24.11	
SUNSARI	10224	2	ITHOS RESIDENTIAL SCHOOL DHA	62.3	45.3	80	53.5	57.2	51.5	6	6	0	6	0	0	6	0	0	45	
SUNSARI	10225	2	SIDDHARTHA ANAND CHILDREN A	52.4	46.3	59.5	37.5	52.1	43.1	11	11	1	4	6	0	11	0	0	40.23	
SUNSARI	10226	2	NEW ERA CHILDREN ACADEMY KI	23.9	35.7	15.3	14.9	28.5	32.5	48	48	0	4	3	0	7	0	41	-13.4	
SUNSARI	10227	2	EASTERN EDUCATIONAL ACADEM	44.4	57.7	73.3	40.9	59.4	51.9	7	7	0	7	0	0	7	0	0	45	
SUNSARI	10228	2	SUNSARI CRYSTAL ACADEMY EKA	50	57.4	68.2	39.4	59.2	46.2	9	9	0	8	1	0	9	0	0	43.75	
SUNSARI	10229	2	SAHID SMRITI AAWASIYA MA VI	57.3	54.1	66.1	50.3	60.2	52.4	18	18	2	15	1	0	18	0	0	46.04	
SUNSARI	10231	2	SAPTAKOSHI SECONDARY SCHOOL	33.9	37.3	25.7	20	36.3	33.7	7	7	0	0	2	0	2	0	5	-6.43	

**PERFORMANCE OF ALL SCHOOLS IN SLC EXAMINATION BY DISTRICTS**  
**2071 BS (2015 AD)**

DISTRICT	SCODE	ST	SCHOOL	AVERAGE MARKS IN COMP. SUBJECTS						STUDENT		PASS DIVISION						WLD	FLD	SEM
				ENG	NEP	MAT	SCI	SOC	HPE	TAP	TAPRD	DIS	FIR	SEC	TIR	PASS				
SOLUKHUMBU	11001	1	JANAJAGRITI HIGHER SECONDARY	24.6	42.8	24.8	21.3	41.4	33.7	93	93	0	3	20	2	25	0	68	-7.23	
SOLUKHUMBU	11002	1	JIVANJYOTI HIGHER SECONDARY	29	46.2	33.3	23.4	32.6	41.5	77	77	1	6	21	0	28	0	49	-0.83	
SOLUKHUMBU	11003	1	MAHENDRODAYA MA VI SALYAN	21.4	41.4	27.6	18.6	26.9	22.2	57	57	0	2	17	2	21	0	36	-1.72	
SOLUKHUMBU	11004	1	BIRENDRA JYOTI HIGHER SECOND	27.1	43.9	33.7	31.8	43.5	50.4	148	148	1	33	53	0	87	0	61	13.25	
SOLUKHUMBU	11005	1	HIMAL DARSAN HIGHER SECONDA	30.2	46.4	30	27.8	39.3	36.1	66	66	0	11	21	2	34	0	32	8.06	
SOLUKHUMBU	11006	1	KHUMJUNG MA VI KHUMJUNG	40.5	63.7	53.5	33	48.2	36	24	24	0	13	11	0	24	0	0	39.84	
SOLUKHUMBU	11007	1	HIMGANGA HIGHER SECONDARY S	20.3	42.4	33.7	21.1	29.7	38.4	61	61	0	5	11	1	17	0	44	-6.06	
SOLUKHUMBU	11008	1	JUNBESHI MA VI JUNBESHI	30.3	52.2	39.9	45.5	47.9	45	15	15	0	6	4	0	10	0	5	19.5	
SOLUKHUMBU	11009	1	CHANGESTHAN MA VI KERUNG	22.4	42.1	26.2	17.2	35.4	35.8	69	69	0	0	16	2	18	0	51	-8.11	
SOLUKHUMBU	11010	1	JANAKALYAN HIGHER SECONDAR	30.6	49.3	36.6	26.3	33.6	43.5	42	42	1	6	18	0	25	0	17	13.21	
SOLUKHUMBU	11011	1	HIMALAYA MA VI BASAKHASTAP	26.6	37.1	26.8	17.9	40.7	37.5	37	36	0	1	11	0	12	0	24	-3.44	
SOLUKHUMBU	11012	1	KHARI KHOLA MA VI JUBHING	27.7	45.3	38.4	18.7	35.3	25.5	48	48	0	1	18	0	19	0	29	0	
SOLUKHUMBU	11013	1	MAHENDRA JYOTI MA VI CHAURI	43	56.3	38.9	31.8	49.4	50.4	47	47	0	14	26	0	40	0	7	28.72	
SOLUKHUMBU	11014	1	BIRENDRODAYA MA VI BHUMESTI	19.1	43.4	26.5	18.6	47.3	37.2	38	38	0	4	6	0	10	0	28	-6.51	
SOLUKHUMBU	11015	1	SINGHKALI MA VI TINGLA	24.2	43.8	22.1	22.3	44.9	37.9	70	70	0	4	13	2	19	0	51	-6.87	
SOLUKHUMBU	11016	1	KALIKA DEVI MA VI PANCHAN LO	30	52.2	30.1	22.9	38.8	35.6	33	33	0	6	12	0	18	0	15	10.23	
SOLUKHUMBU	11017	1	JANATA MA VI LOKHIM	31.4	53	36.1	22.9	51.2	34.4	33	33	1	6	8	1	16	0	17	7.32	
SOLUKHUMBU	11018	1	DEUSA MA VI DEUSA	13.9	40.3	25.1	14.1	42.9	32.4	28	28	0	0	2	0	2	0	26	-18.5	
SOLUKHUMBU	11019	1	SAGARMATHA MA VI BAKU	22.1	39.2	32.2	24.5	44.2	44.7	48	48	0	0	21	2	23	0	25	4.05	
SOLUKHUMBU	11020	1	SAGARMATHA MA VI BUNG	28.5	49.9	31.5	26.4	48.9	36.7	28	28	0	4	11	0	15	0	13	9.24	
SOLUKHUMBU	11021	1	B P SANSKRIT MA VI SALYAN SOLI	23.6	45	21.9	23.2	34.8	47.9	35	35	0	5	4	0	9	0	26	-6.43	
SOLUKHUMBU	11022	1	JANAPRIYA MA VI TAPTING	22.1	41.6	27.6	21	35.6	36.3	39	39	0	1	12	0	13	0	26	-3.46	
SOLUKHUMBU	11023	1	JIVANJYOTI MA VI KANGEL	20	45.4	25.5	19.7	44.4	42.2	39	39	0	4	8	0	12	0	27	-4.04	
SOLUKHUMBU	11024	1	CHHESKAM MA VI CHHESKAM	24.8	49.3	39.1	28.1	45.4	35.5	40	39	0	7	15	2	24	0	15	13.63	
SOLUKHUMBU	11025	1	KANKU MA VI BHEDACHAUR	22	36.2	29.7	23.4	41.4	41.5	42	42	0	3	5	3	11	0	31	-7.66	
SOLUKHUMBU	11026	1	GUDEL MA VI GUDEL	20.6	49	29.3	23.6	47.1	35.3	50	50	0	5	13	0	18	0	32	-1.13	
SOLUKHUMBU	11027	1	KEDAR MA VI NECHA BETGHARI	26.8	53.7	33.3	22.5	34.5	26.8	67	66	0	9	23	0	32	0	34	6.31	
SOLUKHUMBU	11028	1	HULU MA VI PAWAI	18	38.5	21.2	20.5	37.6	28.9	40	40	0	2	8	1	11	0	29	-6.71	
SOLUKHUMBU	11029	1	GANESTHAN MA VI NECHA BATAS	20.2	45.2	27.6	19.3	27.2	22.5	45	44	0	3	13	0	16	0	28	-1.28	
SOLUKHUMBU	11030	1	TAKSINDU MA VI NUNTHALA	31.8	48.2	37.8	30.8	50.5	45.5	35	35	0	5	24	0	29	0	6	25.71	
SOLUKHUMBU	11031	1	BASA KHALI MA VI BASA	24.7	45.4	35.6	25.5	42.6	44.9	35	35	0	4	17	2	23	0	12	15.19	
SOLUKHUMBU	11032	1	HIMALAYA MA VI JUBU LUHARE	22.4	38.1	27.7	21.6	41.5	36.6	27	27	0	1	7	0	8	0	19	-5.42	
SOLUKHUMBU	11033	1	BUDDHA MA VI GOLI	21.8	47.9	36.3	26.4	37.6	41.2	23	23	0	2	11	0	13	0	10	10.27	

**PERFORMANCE OF ALL SCHOOLS IN SLC EXAMINATION BY DISTRICTS**  
**2071 BS (2015 AD)**

DISTRICT	SCODE	ST	SCHOOL	AVERAGE MARKS IN COMP. SUBJECTS						STUDENT		PASS DIVISION					WLD	FLD	SEM
				ENG	NEP	MAT	SCI	SOC	HPE	TAP	TAPRD	DIS	FIR	SEC	TIR	PASS			
SOLUKHUMBU	11034	2	WHITE HILLS ENGLISH SECONDAR	56.1	53.3	52.1	42.7	52.8	53.3	13	13	0	8	2	0	10	0	3	27.69
SOLUKHUMBU	11035	2	SHREE MOUNT EVEREST ENGLISH	56.9	55.8	42.1	36.4	51.9	58.2	9	9	0	7	2	0	9	0	0	42.5
SOLUKHUMBU	11036	1	BALESHWOR MA VI KERUNG -6, GI	22.7	40.5	38.6	23.6	35	36.4	21	21	0	0	12	0	12	0	9	9.64
SOLUKHUMBU	11037	1	PIKE MA.VI.TAMAKHANI-7, LODING	24.1	40.9	25.6	16.6	34.6	31.7	18	18	0	0	5	2	7	0	11	-1.71
SOLUKHUMBU	11038	3	JANAJAGRITI HIGHER SECONDAR	6.6	20.3	9.3	6.4	20.8	22.4	9	6	0	0	0	0	0	0	6	-22.5
SOLUKHUMBU	11039	1	CHANDRA JYOTI MA VI BHAKANJE	25.2	47.5	42.2	30.1	36.9	43.1	14	14	0	2	6	0	8	0	6	11.25
SOLUKHUMBU	11040	1	GARMA MA VI GARMA	21	45.6	18.9	18.3	41.4	39.6	7	7	0	0	0	0	0	0	7	-22.5
SOLUKHUMBU	11041	1	JANASEWA MA. VI. LOKHIM 7	26.6	43.8	32.1	23.8	46.4	38.4	10	10	0	1	3	1	5	0	5	5.78
SOLUKHUMBU	11042	1	SHREE JUWING SECONDARY SCHO	28.6	43.5	34.5	24.8	43	41.4	23	23	0	0	9	4	13	0	10	7.6
SOLUKHUMBU	11043	2	PHAPLU COMMUNITY SCHOOL, PH	58.3	58	55	40.4	54	55.2	26	26	1	16	7	0	24	0	2	37.36
KHOTANG	12001	1	CHAMPAWATI MA VI BUIPA	20.7	38	14.2	19.5	29	33.6	60	60	0	0	2	1	3	0	57	-19.8
KHOTANG	12002	1	SHARADA MA VI KHARPA	23.6	41.7	22.5	26.1	36.4	34.2	29	27	0	4	6	0	10	0	17	0
KHOTANG	12003	1	SARASWATI MA VI DIKTEL	23.2	39.9	24.5	25.3	36.4	35.8	121	121	0	9	15	9	33	0	88	-7.05
KHOTANG	12004	1	TRIBHUVAN MA VI AINSELUKHAR	23.3	38	16	23.2	34.6	39.2	64	63	0	3	5	0	8	0	55	-14.8
KHOTANG	12005	1	PRITHVI MA VI BAKSILA	17.6	34.7	17.3	22.1	31.2	26.7	64	64	0	0	7	1	8	0	56	-15.6
KHOTANG	12006	1	DURCHHIM MA VI DURCHHIM	12.4	28.4	17.2	20.5	24.4	25.3	62	62	0	1	7	0	8	0	54	-15.1
KHOTANG	12007	1	DEURALI MA VI DUMRE DHARAPA	20.7	32.5	30.1	15.7	26.8	24.8	79	79	0	0	10	5	15	0	64	-12.4
KHOTANG	12008	1	KALIKA BALBIKASH MA VI RAKHA	21	39.8	31.8	19.3	34.5	41	64	62	0	2	16	1	19	0	43	-5.06
KHOTANG	12009	1	BIDDHYODAYA MA VI DORPA OKH	12.2	31	8.9	12.6	32.6	28.2	61	61	0	2	0	0	2	0	59	-20.3
KHOTANG	12010	1	SHREE KRISHNA MA VI TEMMA	10.6	37.4	24.1	17.9	31.3	27.2	29	29	0	0	1	0	1	0	28	-20.6
KHOTANG	12011	1	BHAGAWATEE DINANATH HIGHER	13.5	37	12.5	9.2	30.1	21.3	76	72	0	0	2	0	2	0	70	-20.9
KHOTANG	12012	1	CHISAPANI MA VI CHISAPANI	23.8	38.8	11.1	16.3	33.7	32.5	71	71	0	1	6	0	7	0	64	-16.8
KHOTANG	12013	1	MAHENDRODAYA MA VI CHUINCH	13.4	35.2	15.4	15.2	22	32.4	57	57	0	0	5	0	5	0	52	-17.6
KHOTANG	12014	1	SIMPANI MA VI SIMPANI	12.6	26.6	10.6	13.9	20.9	25.3	81	81	0	3	1	1	5	0	76	-18.7
KHOTANG	12015	1	SAKELA MA VI RATANCHHA	18.1	34.1	14.2	10.5	24	27	57	56	0	0	3	0	3	0	53	-19.5
KHOTANG	12016	1	SARASWATI MA VI MATTIM BIRTA	10.5	30.4	5.9	10.4	23.2	19.7	76	75	0	1	3	0	4	0	71	-19.4
KHOTANG	12017	1	JANATA MA VI BHANDARIDANDA	5.3	15.9	5.2	3.7	12.5	10.7	44	43	0	0	0	0	0	0	43	-22.5
KHOTANG	12018	1	JALAPA MA VI JALAPA	29.7	42.2	36.2	22.3	36.6	30.3	69	69	0	5	16	18	39	0	30	7.57
KHOTANG	12019	1	BAL KANYA MA VI PHAKTANG DH	12.3	36	19.9	10	25.1	25.3	23	23	0	0	0	0	0	0	23	-22.5
KHOTANG	12020	1	KUHUNDANDA MA VI KHARTAMC	11.2	29	10.4	12.9	29.6	24.1	55	55	0	0	0	2	2	0	53	-20.8
KHOTANG	12021	1	MANOKAMANA JANAKALYAN MA	15.2	32.2	10.9	9.2	22.5	23.4	47	47	0	0	4	0	4	0	43	-17.7
KHOTANG	12022	1	SHIDDHESHWARI MA VI KHIDIMA	10.8	26.9	6.5	6.9	18.6	21	36	35	0	0	0	0	0	0	35	-22.5
KHOTANG	12023	1	SHANKHESWORI MA VI BARAHAP	12.4	34.4	11.8	14.4	29	30.6	53	53	0	0	1	0	1	0	52	-21.4

**PERFORMANCE OF ALL SCHOOLS IN SLC EXAMINATION BY DISTRICTS**  
**2071 BS (2015 AD)**

DISTRICT	SCODE	ST	SCHOOL	AVERAGE MARKS IN COMP. SUBJECTS						STUDENT		PASS DIVISION					WLD	FLD	SEM
				ENG	NEP	MAT	SCI	SOC	HPE	TAP	TAPRD	DIS	FIR	SEC	TIR	PASS			
KHOTANG	12024	1	MAKPA MA VI MAKPA	23.9	49.9	34.3	28.6	41.1	46.6	37	37	0	5	15	0	20	0	17	9.43
KHOTANG	12025	1	KALIKA MA VI KHARMI	14.7	34.7	24.3	21.9	27.7	24.9	60	56	0	0	7	6	13	0	43	-10.5
KHOTANG	12026	1	SHARADA MA VI HAUNCHUR	13.4	31.1	20.7	18.2	25.7	24.2	38	35	0	0	4	0	4	0	31	-16.1
KHOTANG	12027	1	MA VI MAJHUWA BASBOTE (LAPH	16.7	29.2	15.9	15.3	29	24.9	84	84	0	1	6	1	8	0	76	-17.1
KHOTANG	12028	1	JANATA MA VI SALLE-1	14.6	32.6	13.4	14.9	26.6	29.2	17	17	0	0	2	0	2	0	15	-15.9
KHOTANG	12029	1	SARASWATI MA VI ARKHAULE	15.8	27	15.7	16	26.1	28.8	84	83	0	3	8	0	11	0	72	-14.6
KHOTANG	12030	1	BINA MA VI LIKUWA POKHARI	14.7	35.1	10.9	11.7	24.7	26.2	49	49	0	0	2	1	3	0	46	-19.3
KHOTANG	12031	2	MOUNT EVEREST ENGLISH BOARD	53.1	58.1	63.1	45.1	63.8	46.2	34	34	1	28	4	0	33	0	1	42.13
KHOTANG	12032	1	KALIKA MA VI NERPA	21.8	35.7	20.1	18.4	37.3	29.5	38	36	0	2	6	1	9	0	27	-8.08
KHOTANG	12033	1	SHISHU MA VI RIBDUNG MAHESHV	15.4	39	22.8	14.3	26.6	32.6	20	20	0	0	1	0	1	0	19	-19.7
KHOTANG	12034	1	SAPTAKANYA MA VI CHIPRING	19.1	46.6	22.9	12.9	35	23.7	16	16	0	0	3	0	3	0	13	-12
KHOTANG	12035	1	VISHWAJYOTI MA VI LAMIDANDA	28	38.2	40.4	19.7	31.2	29.3	45	44	0	5	10	3	18	0	26	1.13
KHOTANG	12036	1	RADHAKRISHNA MA VI CHYANDA	12.8	34.2	7.2	11.4	34	26.2	31	30	0	1	0	0	1	0	29	-20.3
KHOTANG	12037	1	SARASWATI MA VI DANDAKHARK	13.2	32.6	21.1	11	29	25.7	27	25	0	0	0	0	0	0	25	-22.5
KHOTANG	12038	1	LAXMI MA VI BADAHARE KHOKSE	17.8	41.4	28.2	19.8	31	34.5	31	31	0	2	8	0	10	0	21	-3.63
KHOTANG	12039	1	SARASWATI MA VI PATHEKA	13.3	32.3	15.4	21.3	29.7	25.8	68	68	0	0	7	0	7	0	61	-16.7
KHOTANG	12040	1	PANCHA MA VI DIKTELBAZAR	37.8	45.6	42	27.9	41.6	31.8	20	19	1	4	12	0	17	0	2	31.58
KHOTANG	12041	2	DIKTEL ENGLISH BOARDING SCHO	54.4	59	71.7	54.1	73.5	51.5	66	66	13	50	1	0	64	0	2	45.74
KHOTANG	12042	1	JYOTI MA VI RAJAPANI	11.9	28	12.3	12.4	30.8	23.3	80	80	0	2	6	1	9	0	71	-16
KHOTANG	12043	1	SABITRA MA VI BAMRANG	26.4	31.9	25.9	15.7	29.2	23.6	23	22	0	0	3	0	3	0	19	-14.8
KHOTANG	12044	1	MAHENDRODAYA MA VI YAMKHA	8.2	28.6	9.2	12.5	19.3	26.8	50	50	0	0	1	1	2	0	48	-20.4
KHOTANG	12045	1	JALPA MA VI NUNTHALA	17	27.1	16.7	8.1	24.8	26.1	41	39	0	0	0	0	0	0	39	-22.5
KHOTANG	12046	1	MAHENDRODAYA MA VI HALESI M	24.2	45.1	30.5	23.7	34.3	40.6	56	55	0	0	25	3	28	0	27	5.6
KHOTANG	12047	1	CHYASMITAR MA VI CHYASMITAR	11.1	30.8	15.2	14.2	24.5	25	51	51	0	0	2	0	2	0	49	-20.3
KHOTANG	12048	1	KALIKA MA VI BAKACHOL	20.7	42.7	31.6	21	35.6	40	32	32	0	0	12	0	12	0	20	-1.41
KHOTANG	12049	1	CHAMPAWATEE MA VI BIJAYAKH	23.5	47.1	30.1	27.1	42	38.9	26	26	0	3	13	0	16	0	10	13.41
KHOTANG	12050	1	SURYA MA VI SUNGDEL	7.7	25.8	7	9.9	23.5	20.1	34	32	0	0	1	0	1	0	31	-20.7
KHOTANG	12051	1	SHANTI MA VI CHHORAMBU	7.9	29.3	20.9	12.2	24.6	22.8	25	25	0	0	0	0	0	0	25	-22.5
KHOTANG	12052	1	DHIPLUNG MA VI CHHITAPOKHAR	16.2	42.5	19.5	17.7	29.3	33.2	15	15	0	0	1	0	1	0	14	-18.8
KHOTANG	12053	1	SAWA KALI MA VI SAWAKATAHAR	8.8	29.5	8.1	12.8	22.4	24	41	41	0	0	1	0	1	0	40	-21.1
KHOTANG	12054	1	LAXMI MA VI KAHULE	8.9	34.7	6	11	23.7	25.7	21	21	0	0	0	0	0	0	21	-22.5
KHOTANG	12055	1	RATNA RAJYA LAXMI MA VI KUBH	27.1	37.5	37.9	13.9	27.7	28	30	30	0	0	9	2	11	0	19	-2.52
KHOTANG	12056	1	SHITALA MA VI KHALLE	34.9	42.1	29.5	20.5	35.6	29.2	35	35	0	2	13	2	17	0	18	4.91

**PERFORMANCE OF ALL SCHOOLS IN SLC EXAMINATION BY DISTRICTS**  
**2071 BS (2015 AD)**

DISTRICT	SCODE	ST	SCHOOL	AVERAGE MARKS IN COMP. SUBJECTS						STUDENT		PASS DIVISION					WLD	FLD	SEM
				ENG	NEP	MAT	SCI	SOC	HPE	TAP	TAPRD	DIS	FIR	SEC	TIR	PASS			
KHOTANG	12057	1	BULAPANTHE MA VI DHITUNG-2	13.8	38.1	24.3	26.7	35.7	31.4	63	62	0	0	12	0	12	0	50	-11.6
KHOTANG	12058	1	PIPALDANDA DEVISTHAN SECOND	14.9	41.5	25.7	27.5	35.2	34.3	54	54	0	2	7	0	9	0	45	-12.7
KHOTANG	12059	1	THARPUDANDA SECONDARY SCH	14.3	39	17.5	15.7	36.6	29.2	33	33	0	0	5	0	5	0	28	-14
KHOTANG	12060	1	ANNAPURNA MA VI, DORPA CHIUR	13.8	38.3	10	13.9	38	31.5	22	22	0	0	1	0	1	0	21	-19.9
KHOTANG	12061	1	RASTRIYA MA VI BASPANI -5	11.7	34.1	11.8	12.4	32.3	24.9	35	35	0	0	1	0	1	0	34	-20.9
KHOTANG	12062	1	PANCHAKANYA MA VI BIJAYAKHA	24.5	54	29.2	26.3	41.4	43.4	23	23	0	0	13	0	13	0	10	9.29
KHOTANG	12063	1	JYOO MA VI SUNTALE-6	26.3	39.7	8.6	16.8	38.8	36.1	29	29	0	0	2	0	2	0	27	-18.6
KHOTANG	12064	1	BALBALIKA MA VI MATTIM-9	11.1	31.7	6	12.3	25.1	19.1	29	29	0	0	0	0	0	0	29	-22.5
KHOTANG	12065	1	JANASEWA MA VI CHHITAPOKHAR	15.4	44	35.8	23.2	38.9	34.3	19	19	0	1	5	0	6	0	13	-4.14
KHOTANG	12066	1	DAMLI MA VI DIKUWA-4	9.7	32.3	13	15.1	22.4	25.3	41	39	0	0	0	0	0	0	39	-22.5
KHOTANG	12067	1	SARASWATI MA VI KULAGAUN SA	17.5	48.6	30.1	26.1	38.8	33.4	25	25	0	3	5	0	8	0	17	-3.15
KHOTANG	12068	1	MALIKA DEVI MA VI BAHUNIDANI	19	36.5	20.6	20.5	31.5	30.1	35	34	0	0	8	4	12	0	22	-3.79
KHOTANG	12069	1	GANGODAYA MA VI DUVEKOL	22.3	38	14.3	21.6	39.5	38	27	27	0	0	3	0	3	0	24	-16.2
KHOTANG	12070	1	YANGSOLA MA VI CHHORAMBU-4	9.7	34.3	24	15.7	28.9	23.4	19	19	0	0	3	1	4	0	15	-11.2
KHOTANG	12071	1	SHANTODAYA MA VI JYAMIRE-3	20.9	43.5	14.2	19.9	41	41.4	20	20	0	0	1	0	1	0	19	-19.7
KHOTANG	12072	1	JANABIKASH MA VI SHAUNECHAU	12.2	30.6	14.4	14.8	33.6	24.7	51	49	0	0	3	0	3	0	46	-19.1
KHOTANG	12073	1	SINGHADEVI MA VI BOPUNG-1	12.1	34.5	17.2	9.8	26.5	24.8	29	28	0	0	0	0	0	0	28	-22.5
KHOTANG	12074	1	KRISHNA MA VI SIMPANI-3	15.8	35	22.8	11.4	28.8	22	21	21	0	0	1	0	1	0	20	-19.8
KHOTANG	12075	1	SHIKSHA NIKETAN AUTARI MA VI	6.6	28.3	7.7	8.3	32.5	20.6	20	20	0	0	0	0	0	0	20	-22.5
KHOTANG	12076	1	SIMLE SECONDARY SCHOOL JALE	17.9	35.3	29.6	20.4	32.5	36	37	34	0	2	6	0	8	0	26	-8.6
KHOTANG	12077	1	JALAPA MA VI BADEL BAKACHOL	16.6	35	27.1	15.8	25.8	33.8	20	20	0	0	2	0	2	0	18	-16.9
KHOTANG	12078	1	JAGADAMBA MA VI BUIPA-7 KHIRI	16.4	38.6	8.6	17.3	27.6	36.4	16	16	0	0	1	0	1	0	15	-19
KHOTANG	12079	1	LAXMI MA VI LICHKIRAMCHE-6	9.7	24.4	8.1	5.5	19.9	14.2	63	63	0	0	1	1	2	0	61	-20.9
KHOTANG	12080	1	RAMCHE NIKETAN MA VI BATASE	7.9	19.4	9.7	4.5	13.2	9.7	19	19	0	0	0	0	0	0	19	-22.5
KHOTANG	12081	1	PANCHKANYA MA VI PAUWASERA	12.5	30.6	13.4	14.6	34.5	26.5	54	54	0	0	1	0	1	0	53	-21.5
KHOTANG	12082	1	SHANTI MA VI TEMMA-5, PUWALA	13.8	35	17.1	19.3	34.3	28.5	22	22	0	0	2	0	2	0	20	-17.4
KHOTANG	12083	3	JALAPA U MA VI JALAPA (OPEN LE	13.7	27.4	24	18.8	25.9	20	21	14	0	0	5	3	8	0	6	7.55
KHOTANG	12084	1	INDRANIPOKHARI MA VI INDRANI	10.2	26.8	10.6	7.1	18.3	15	29	28	0	0	1	0	1	0	27	-20.5
KHOTANG	12085	1	JALESWARI MA VI DAMBARKHU S	12.7	33	12.9	14.7	31.4	25.2	18	18	0	0	0	0	0	0	18	-22.5
KHOTANG	12086	1	SHANTI NIKETAN MINA KARNA SE	18.9	41.6	18.6	19.5	28.7	37.6	28	28	0	0	3	0	3	0	25	-16.5
KHOTANG	12087	1	SHREE SHIKSHA JYOTI SECONDAR	13.6	39	18.6	15.7	38.4	24.8	24	23	0	0	2	0	2	0	21	-17.6
KHOTANG	12088	1	SHREE SHUKRAJIT SECONDARY SC	9.5	30.9	10.8	15.4	32.9	21.8	17	17	0	0	1	0	1	0	16	-19.2
KHOTANG	12089	1	SHREE BETUWA SECONDARY SCH	8.3	31.2	11.1	13.7	36.2	25	26	26	0	0	0	0	0	0	26	-22.5

**PERFORMANCE OF ALL SCHOOLS IN SLC EXAMINATION BY DISTRICTS**  
**2071 BS (2015 AD)**

DISTRICT	SCODE	ST	SCHOOL	AVERAGE MARKS IN COMP. SUBJECTS						STUDENT		PASS DIVISION					WLD	FLD	SEM
				ENG	NEP	MAT	SCI	SOC	HPE	TAP	TAPRD	DIS	FIR	SEC	TIR	PASS			
KHOTANG	12090	1	SHREE MAHENDRODAYA MA VI W	16.8	29.2	9.4	16.1	25.3	23.8	19	17	0	0	1	0	1	0	16	-19.2
OKHALDHUNGA	13001	1	SAGARMATHA JANATA UCHHA MA	37.5	50.5	58	37.9	42.4	42.1	29	29	0	10	19	0	29	0	0	37.63
OKHALDHUNGA	13002	1	BARUNESHWAR UCHHA MA VI RA	42.2	58.4	63.9	26.7	45.1	37.9	48	48	0	25	18	1	44	0	4	34.72
OKHALDHUNGA	13003	1	RUMJATAR UCHHA MA VI RUMJAT	33.4	47.5	29.2	28.9	40.8	42	46	46	0	5	17	0	22	0	24	5.63
OKHALDHUNGA	13004	1	HIMALAYA UCHHA MA VI NISANK	23.4	48.7	23.3	21.7	42.2	44	41	41	0	4	5	0	9	0	32	-9.05
OKHALDHUNGA	13005	1	PRABUDDHA UCHHA MA VI CHYA	29.3	38.8	46.6	29.2	38.1	35	38	38	0	3	25	0	28	0	10	19.84
OKHALDHUNGA	13006	1	CHANDESHWORY UCHHA MA VI R	15	43.4	33.2	25.5	30.9	38.4	86	86	0	8	14	0	22	0	64	-7.06
OKHALDHUNGA	13007	1	SARASWATI UCHHA MA VI KHANI	23.3	41.3	25.9	16.8	37.5	33.2	90	90	0	5	18	0	23	0	67	-7.5
OKHALDHUNGA	13008	1	GYAN PRAKASH UCCHA MA VI GH	32.3	56	42.2	27.6	42.4	47.9	36	36	1	8	17	0	26	0	10	21.35
OKHALDHUNGA	13009	1	MAMKHA MA VI MAMKHA	20.8	53	41.6	27.1	43	48.7	21	21	0	2	7	0	9	0	12	2.68
OKHALDHUNGA	13010	1	GRAMODAYA UCHHA MA VI GAMI	21.3	54.7	37	31.2	47.5	48.4	57	57	0	7	22	0	29	0	28	7.5
OKHALDHUNGA	13011	1	BHAGAVATI UCHHA MA VI MANE	31.6	50.5	23.1	29.5	39.6	48.2	91	91	0	9	28	1	38	0	53	1.99
OKHALDHUNGA	13012	1	RAIYA LAXMI MA VI UNBU	19.1	41.3	27.5	26.3	34.4	31.9	62	62	0	0	14	4	18	0	44	-6.8
OKHALDHUNGA	13013	1	SHREE PUNNYAMATA HIGHER SEC	26.5	47	33.4	29.8	41.1	35.8	46	46	0	7	15	0	22	0	24	6.11
OKHALDHUNGA	13014	1	KALIKA UCHHA MA VI SISNERI BH	23.5	44	27.8	21.1	36.1	38.9	81	80	0	2	28	1	31	0	49	-0.54
OKHALDHUNGA	13015	1	GOLMA DEVI MA VI PALAPU	26.8	51.3	31.9	26.9	44	42.8	80	79	0	8	41	0	49	0	30	13.53
OKHALDHUNGA	13016	1	HIM GANGA MA VI RAWADOLU	13.3	46	28.6	24.2	42.1	44	37	37	0	0	5	0	5	0	32	-14.9
OKHALDHUNGA	13017	1	HARKAPUR MA VI HARKAPUR	27.8	49.2	39.6	27.3	43	48	45	45	0	5	26	2	33	0	12	19.57
OKHALDHUNGA	13018	1	BIGUTAR MA VI BIGUTAR	17.2	42.7	31.1	24.7	34	31.2	26	26	0	1	4	0	5	0	21	-11.3
OKHALDHUNGA	13019	1	NARAYANSTHAN MA VI ASINE	26.1	48.1	30.2	18	36.5	39.2	27	27	0	0	8	0	8	0	19	-5.83
OKHALDHUNGA	13020	1	KALIKA MA VI MOLIDANDA	22.1	60.4	49.7	21	40.2	39.1	27	27	0	4	8	0	12	0	15	4.17
OKHALDHUNGA	13021	1	KUNTA MA VI JYAMIRE	26.7	48.5	31.5	27.6	41.1	42.6	25	25	0	0	15	1	16	0	9	13.11
OKHALDHUNGA	13022	1	JALPA MA VI TARKERABARI	25.3	59.4	36.7	29.3	39.4	44.1	37	37	0	4	20	0	24	0	13	15.2
OKHALDHUNGA	13023	1	SHIVADUTI MA VI PRAPCHA	32.4	50.5	61	32.2	42.8	39.5	40	40	0	8	31	0	39	0	1	34.59
OKHALDHUNGA	13024	1	JALPA MA VI KALIMATI	10.5	38.4	24.6	18.3	35.5	37.5	58	58	0	2	2	0	4	0	54	-18.2
OKHALDHUNGA	13025	1	JANA JEEVAN MA VI WACHPOO PC	29.6	53.9	43	32.4	40.4	37.9	44	44	0	5	38	0	43	0	1	33.75
OKHALDHUNGA	13026	1	PHULMATI MA VI KHJEE PHALATE	24.8	50.5	36.7	33.8	44.2	37.9	38	38	0	4	24	0	28	0	10	20.13
OKHALDHUNGA	13027	1	GANESH MA VI DHUSKE	37.9	57.7	63.1	22.2	45.3	39.6	35	35	0	13	10	0	23	0	12	18.64
OKHALDHUNGA	13028	1	KATUNJE MA VI KATUNJE	27.2	52.9	31	26.2	42.7	38.5	42	42	0	4	22	0	26	0	16	13.39
OKHALDHUNGA	13029	1	BHIMSENSTHAN MA VI KETTUKE	21.5	43.8	30.9	17.4	34.8	34.5	53	52	0	1	9	0	10	0	42	-11.5
OKHALDHUNGA	13030	1	SARASWATI MA VI BUGNAM	31.4	48.6	60.1	27	41.6	37.5	35	35	0	8	21	1	30	0	5	28.01
OKHALDHUNGA	13031	1	YASAM MA VI YASAM	13.6	45.8	22	20.4	25.9	36.7	50	49	0	3	3	0	6	0	43	-14.9
OKHALDHUNGA	13032	1	KUIBHIR MA VI KUIBHIRTAR	25	52.5	30.5	25.4	44.2	44.9	28	28	0	5	4	0	9	0	19	-2.41



**PERFORMANCE OF ALL SCHOOLS IN SLC EXAMINATION BY DISTRICTS**  
**2071 BS (2015 AD)**

DISTRICT	SCODE	ST	SCHOOL	AVERAGE MARKS IN COMP. SUBJECTS						STUDENT		PASS DIVISION					WLD	FLD	SEM
				ENG	NEP	MAT	SCI	SOC	HPE	TAP	TAPRD	DIS	FIR	SEC	TIR	PASS			
OKHALDHUNGA	13033	2	LALI GURANSH ENGLISH SCHOOL	63.4	68.8	75	39.5	54.7	52.5	31	31	2	29	0	0	31	0	0	45.97
OKHALDHUNGA	13034	1	NAVAJEEBAN MA VI PHEDIGUTH	26	49.9	44.7	30.2	39.8	41.2	50	49	0	11	28	0	39	0	10	24.8
OKHALDHUNGA	13035	1	MANAKAMANA MA VI WAKSA	31.5	51.3	29.5	29.1	38.7	44.1	35	35	0	6	15	0	21	0	14	13.18
OKHALDHUNGA	13036	1	SUNKOSHI MA VI BALAKHU	25.6	52.7	53.3	31.5	44.2	40.3	46	45	0	13	25	0	38	0	7	28.25
OKHALDHUNGA	13037	1	JEEVAN PRADIP MA VI HARKAPUR	31.8	46.4	57.5	27.8	41.6	29.8	33	33	0	5	24	0	29	0	4	28.64
OKHALDHUNGA	13038	1	KALIKA MA VI BHALUTHUMKA	14.1	37.6	24.8	26.5	33.6	39.2	43	43	0	2	8	0	10	0	33	-8.9
OKHALDHUNGA	13040	1	BALAKHU SECONDARY SCHOOL B	22.2	49.8	45.1	30.1	39.7	37.9	37	37	0	5	19	2	26	0	11	18.02
OKHALDHUNGA	13041	1	NAVA JYOTI SECONDARY SCHOOL	16.4	35.9	22.4	16	31.1	33.8	23	23	0	0	3	0	3	0	20	-15.2
OKHALDHUNGA	13042	1	BHIMSENSTHAN MA VI SATLUNG	14.6	46.5	24.1	21	22.1	34.6	30	30	0	0	4	0	4	0	26	-15
OKHALDHUNGA	13043	1	KALPESHWAR MA VI BILANDU	32.6	39.5	28.6	26.1	37.3	43.7	41	41	0	3	16	2	21	0	20	6.66
OKHALDHUNGA	13044	1	CHAUTARA MA VI DADAKHARKA	27.7	51.4	49.2	30.5	40.3	36.5	46	46	0	12	27	0	39	0	7	28.13
OKHALDHUNGA	13045	2	SOBRU ENGLISH SCHOOL OKHALD	47.7	46.7	63.6	34.4	47.1	61.7	7	7	0	6	1	0	7	0	0	43.39
OKHALDHUNGA	13046	1	CHHATRA PRAGATI MA VI BHADA	28.5	39.9	30.3	23.2	36	36.3	26	26	0	1	10	0	11	0	15	1.73
OKHALDHUNGA	13047	1	KUNDALEE MA VI KHIJEEKATI	14.3	40.4	23.1	22.6	35.9	44.3	35	35	0	0	7	0	7	0	28	-11.3
OKHALDHUNGA	13048	1	JALPA MA VI GAIRIGAUN-1 OKHAL	26.8	53.8	37.9	25.8	42	39.9	49	49	0	7	23	0	30	0	19	13.55
OKHALDHUNGA	13049	1	SUNKESHARI MA VI RANIBAN-3NA	32.6	36.6	26.5	27.7	36.7	38.1	32	32	0	3	9	1	13	0	19	1.1
OKHALDHUNGA	13050	1	GYAN PRAKASH MA VI PHULBARI	25.2	46.4	30	24.2	36.8	39.8	25	24	0	3	9	0	12	0	12	7.03
OKHALDHUNGA	13051	1	CHYURIDANDA MAVI CHYURIDAN	21.5	38.7	23.2	21.4	36.1	36.6	27	27	0	2	6	0	8	0	19	-5
OKHALDHUNGA	13052	1	JESE MA VI PATLE -8	28.4	45.9	41	18.2	34.6	25.6	9	8	0	0	3	0	3	0	5	-1.41
OKHALDHUNGA	13053	1	NARMADESHWOR MA VI CHAPLET	33.1	47.4	42.7	29	39.7	39.3	24	24	0	5	18	1	24	0	0	35.69
OKHALDHUNGA	13054	1	CHANDESHWORY MA VI KHIJEE	33	54.1	44.6	32.9	40.8	41	21	21	0	4	16	1	21	0	0	35.43
OKHALDHUNGA	13055	1	MAHADEVSTHAN MA VI HILEPANI	21.2	45.5	40.5	26.8	44	44.7	47	47	0	7	16	1	24	0	23	7.69
OKHALDHUNGA	13056	1	RANGADIP MA VI RANGADIP	32.8	33.4	39.8	23.9	33.6	32.9	8	8	0	0	5	0	5	0	3	12.66
OKHALDHUNGA	13057	1	KADENI MA VI KHANIYAKHARKA	16.9	41.7	24.7	20.7	35.6	33.7	29	27	0	0	9	2	11	0	16	-0.31
OKHALDHUNGA	13058	1	GYANJYOTI MA VI KUWAPANI	32.6	45.2	29.1	27.2	33.5	39.6	14	14	0	1	3	3	7	0	7	4.34
OKHALDHUNGA	13059	1	LETEE MA VI LETEE	29.5	60.4	44.4	33.3	42.9	41.6	14	13	0	5	8	0	13	0	0	38.08
OKHALDHUNGA	13060	1	NIKETAN MA VI MADHABPUR-2	20.9	47.1	36.6	24.4	44.9	47.3	34	32	0	5	14	0	19	0	13	12.66
OKHALDHUNGA	13061	1	CHAMPA DEVI MA VI SALLERY-2	31.7	45.7	44.2	33.6	39.6	36.2	18	18	0	0	17	1	18	0	0	33.21
OKHALDHUNGA	13062	3	SAGARMATHA JANATA U MA VI C	12.3	26.6	11.5	13.8	21.5	18.9	10	10	0	0	0	0	0	0	10	-22.5
OKHALDHUNGA	13063	1	JANTARKHANI MA VI JANTARKHA	29.7	52.5	47.4	20.9	40.9	33.6	14	14	0	0	8	0	8	0	6	9.64
OKHALDHUNGA	13064	1	KALIKA MA VI RUPSE BETINI	21.6	42.8	23.1	21.3	36.3	30.9	36	35	0	0	9	0	9	0	26	-8.04
OKHALDHUNGA	13065	1	JALPA MA VI DIYALE	13.9	53.1	27.2	24.3	35	45.6	22	22	0	0	2	0	2	0	20	-17.4
OKHALDHUNGA	13066	1	RAJYALAXMI MA VI SANITAR	34.7	52.2	37.9	28.1	41.1	44.4	16	16	0	0	14	0	14	0	2	26.72

**PERFORMANCE OF ALL SCHOOLS IN SLC EXAMINATION BY DISTRICTS**  
**2071 BS (2015 AD)**

DISTRICT	SCODE	ST	SCHOOL	AVERAGE MARKS IN COMP. SUBJECTS						STUDENT		PASS DIVISION					WLD	FLD	SEM
				ENG	NEP	MAT	SCI	SOC	HPE	TAP	TAPRD	DIS	FIR	SEC	TIR	PASS			
OKHALDHUNGA	13067	1	JANACHETANA MA VI BHORLE	23.6	44.2	31.9	19.6	33.3	33.4	25	23	0	0	16	0	16	0	7	16.63
OKHALDHUNGA	13068	1	SHIBALAYA MA VI CHHERMADINC	31.8	50.5	39.5	23.5	36.2	34.2	13	13	0	2	6	0	8	0	5	13.85
OKHALDHUNGA	13069	1	BAL JYOTI MA VI CHITRE	24.7	48.6	35	27.3	35.8	41.9	19	18	0	1	7	1	9	0	9	5.71
OKHALDHUNGA	13070	1	PATLE SECONDARY SCHOOL PATL	32.5	48.9	43.6	20.5	34.5	35	8	7	0	2	3	0	5	0	2	20.89
OKHALDHUNGA	13071	1	MAHESHWAR SECONDARY SCHOC	25.3	37.7	29.1	27.6	34.3	35.3	27	27	0	0	12	1	13	0	14	4.22
OKHALDHUNGA	13072	1	KUSHA DEVI MA VI KATUNJE-8	36	56.7	45.5	27.3	42.1	38.8	20	20	0	5	8	0	13	0	7	16.88
OKHALDHUNGA	13073	1	PANCHAKANYA SECONDARY SCH	25.5	55.3	44.9	25.6	41.2	46.3	24	24	0	2	16	0	18	0	6	20.63
UDAYAPUR	14001	1	SHREE JANATA HIGHER SECONDA	32.3	49.6	36.6	24.1	36.9	34.1	65	65	0	5	20	1	26	0	39	0.72
UDAYAPUR	14002	1	PANCHAWATI MA VI UDAYAPURG	16.5	37.2	19.8	20.1	25	32	26	26	0	2	2	0	4	0	22	-13
UDAYAPUR	14003	1	TRIYUGA MA VI GAIGHAT BAZAR	24.2	47	24.4	26.4	38.4	27.5	40	40	0	3	10	0	13	0	27	-3.38
UDAYAPUR	14004	1	TRIVENI MA VI KATARI	18.2	37.9	26.8	17.7	27.5	28.3	97	96	0	2	17	3	22	0	74	-9.68
UDAYAPUR	14005	1	JYOTI MA VI BELTAR	17.1	30.4	18.2	11.8	20.4	22.3	164	164	0	2	12	1	15	0	149	-17.3
UDAYAPUR	14006	1	RASUWA MA VI BHUTTAR	22.6	43.1	15.1	15.9	31.4	27	37	37	0	2	4	0	6	0	31	-12.8
UDAYAPUR	14007	1	JANATA MA VI HADIYA	27.8	42.6	36	16.7	33.7	36.6	48	48	0	2	14	1	17	0	31	-2.31
UDAYAPUR	14008	1	NARAD ADARSHA MA VI BASAHA	20.2	43	20.9	14.8	26.3	27.5	57	56	0	1	10	0	11	0	45	-11.3
UDAYAPUR	14009	1	JANATA MA VI JOGIDAHA	21.4	47.6	20.8	19	35.4	27.1	36	36	0	2	6	1	9	0	27	-8.08
UDAYAPUR	14010	1	MAHENDRA RATNA MA VI RUPAT	20.9	43.9	27.3	18.3	40	32.4	16	16	0	1	5	0	6	0	10	-0.7
UDAYAPUR	14011	1	JANATA BELKA MA VI PURANDAH	22.3	45.9	21.9	19.2	26.7	28.7	61	60	0	0	10	5	15	0	45	-9.25
UDAYAPUR	14012	1	JANAPREMI MA VI RISKU	12	23.5	10.6	10.1	10.3	17.4	108	108	0	2	4	2	8	0	100	-18.3
UDAYAPUR	14013	1	THANPOKHARI MA VI JYAMIREJHC	15.9	41	23.7	14.5	28.1	25.5	47	47	0	3	7	1	11	0	36	-8.82
UDAYAPUR	14014	1	JANATA MA VI GURUNGCHAURI	21.3	33.1	18.3	12.4	31.1	25.6	60	60	0	5	7	0	12	0	48	-10.3
UDAYAPUR	14015	1	KOSHI JANTA MA VI	16	27.9	19.8	11.9	26.8	22.6	141	141	0	0	10	2	12	0	129	-17.9
UDAYAPUR	14016	1	AMBEBAR JANTA MA VI RAJABAS	22.3	49.3	19.5	16.7	39.8	37.6	68	68	0	1	13	0	14	0	54	-10.8
UDAYAPUR	14017	1	JANAJYOTI MA VI CHUHADE	27.2	49.1	29.1	23.7	32.5	35.1	104	104	0	11	18	0	29	0	75	-5.63
UDAYAPUR	14018	1	JANAMUKHI MA VI BASERI	19.4	34.7	19.2	16.6	28	26.2	31	31	0	0	3	1	4	0	27	-15.6
UDAYAPUR	14019	1	MA VI BALAMTA	25.3	48	22.9	15	30	31.5	25	24	0	0	2	1	3	0	21	-15.9
UDAYAPUR	14020	1	MA VI JHILKE POKHARI	17.3	41.2	26.1	13.9	27.3	28.6	20	20	0	1	1	0	2	0	18	-16.3
UDAYAPUR	14021	1	JANATA MA VI GURASE	24.1	33.6	33.7	21.2	31.6	30.6	25	24	0	0	10	4	14	0	10	8.69
UDAYAPUR	14022	1	SIDDHAWATI MA VI Khabu	13.3	35.1	10.5	19.2	25.5	23	33	32	0	0	5	0	5	0	27	-13.7
UDAYAPUR	14023	1	MA VI MUKURCHI	23	46.1	18.4	23.1	32.4	31.4	57	57	0	4	8	0	12	0	45	-9.87
UDAYAPUR	14024	1	MA VI BHALAYADADA	23	46.7	19.5	19.6	30.2	28.5	38	37	0	3	4	3	10	0	27	-7.18
UDAYAPUR	14025	1	PRABHAKARI MA VI POKHARE	16.7	31.4	12	9.5	19.8	26.9	45	45	0	0	4	0	4	0	41	-17.5
UDAYAPUR	14026	1	DHUWAJAN MA VI BAHUNITAR TA	14.8	34.8	13	17	22	29.1	76	76	0	0	11	2	13	0	63	-13.1

**PERFORMANCE OF ALL SCHOOLS IN SLC EXAMINATION BY DISTRICTS**  
**2071 BS (2015 AD)**

DISTRICT	SCODE	ST	SCHOOL	AVERAGE MARKS IN COMP. SUBJECTS						STUDENT		PASS DIVISION					WLD	FLD	SEM
				ENG	NEP	MAT	SCI	SOC	HPE	TAP	TAPRD	DIS	FIR	SEC	TIR	PASS			
UDAYAPUR	14027	2	LALIGURANS SECONDARY ENGLIS	55.7	53.7	67.5	43.8	44.5	47.6	31	31	3	18	7	0	28	0	3	37.38
UDAYAPUR	14028	1	PASHUPATI MA VI AAMPTAR	23.1	40.8	31.2	21.8	31.1	34.3	27	27	0	4	5	0	9	0	18	-2.08
UDAYAPUR	14029	1	KAKANISHWAR MA VI THANAGAU	11.8	33	4.9	12.3	21.7	22.2	63	62	0	0	0	0	0	0	62	-22.5
UDAYAPUR	14030	1	MA VI LAXMIPUR PORTAHA TRIYU	31.4	55	45.5	31.3	33.1	35.3	53	53	0	9	21	3	33	0	20	13.88
UDAYAPUR	14031	1	MAHENDRA DIP MA VI TAMLICHH	15.5	40.2	10.9	9	29.8	23.9	36	36	0	0	1	0	1	0	35	-20.9
UDAYAPUR	14032	1	JANATA KALIKA MA VI SORUNG C	19.9	40.5	26.8	24.1	37.8	34.5	55	55	0	4	18	1	23	0	32	1.66
UDAYAPUR	14033	1	JANATA MA VI RASUWA LAPHAGA	8.4	30.7	16.5	18.5	19.8	19.7	24	24	0	0	0	0	0	0	24	-22.5
UDAYAPUR	14034	1	MA VI CHHINDRING KHOLA BARRI	23.6	48.3	29.9	22.6	34.6	30.2	14	14	0	3	2	0	5	0	9	0
UDAYAPUR	14035	1	RASTRIYA MA VI BAGAHA	38.2	59.2	43.1	32.4	42.9	42.8	38	38	0	10	12	1	23	0	15	14.25
UDAYAPUR	14036	1	SARASWATI MA VI SAWA SIDDHIP	20.4	39.8	18.3	16.2	29.4	36.8	25	25	0	0	4	0	4	0	21	-13.5
UDAYAPUR	14037	1	MA VI MAYANKHU	11.8	34.6	21.5	21.4	20.2	19.8	33	33	0	0	4	1	5	0	28	-14.3
UDAYAPUR	14038	1	RAM JANAKI MA VI MOTIGADA TR	25.5	53.9	30.2	26.2	37.4	39	42	42	0	6	12	0	18	0	24	3.21
UDAYAPUR	14039	1	MAHENDRA MA VI SIRWANI BARA	13.5	37.8	13.1	10.5	23.3	26	33	33	0	0	2	0	2	0	31	-19.1
UDAYAPUR	14040	1	MA VI AAMASAL	22	45.3	28.6	17.1	29.4	33.4	38	37	0	4	10	0	14	0	23	0
UDAYAPUR	14041	1	MA VI RASUWA JANTE	13	37.1	23.8	19.6	27	25.4	30	29	0	1	2	0	3	0	26	-16.3
UDAYAPUR	14042	2	SAGARMATHA SECONDARY ENGL	57.2	55.8	68.9	43.5	50.1	52.4	53	53	10	33	8	0	51	0	2	43.58
UDAYAPUR	14043	1	MA VI SIBAI SUNDARPUR	17.9	42.3	24.6	20.8	27.9	23.9	20	19	0	0	3	0	3	0	16	-13.6
UDAYAPUR	14044	2	SAGARMATHA MODEL MA VI GAIC	48.1	43.6	25.3	26	28.1	28.1	16	16	0	1	2	0	3	0	13	-11.3
UDAYAPUR	14045	2	UDAYASI ENGLISH BOARDING SCH	57.8	58	66.3	45.8	52.9	51	60	60	9	34	17	0	60	0	0	44.06
UDAYAPUR	14046	2	PUMA ENGLISH BOARDING SCHOC	52.6	51.8	73.4	43.8	51.2	49.3	32	32	1	29	1	0	31	0	1	43.01
UDAYAPUR	14047	2	NAMUNA SCHOOL TRIYUGA-2	42.4	55.5	56.7	36.9	41	42.6	42	42	5	14	13	0	32	0	10	27.23
UDAYAPUR	14048	2	UDAYAPUR ENGLISH SCHOOL TRI	58.3	63.9	68.4	46.6	54.4	53.7	68	68	12	49	7	0	68	0	0	46.49
UDAYAPUR	14049	1	CHANDRAWATI SECONDARY SCHC	24.6	46.9	41.9	32.6	32.6	33.1	34	34	0	7	3	0	10	0	24	-3.64
UDAYAPUR	14050	2	PUSHPANJALI SISHUBATIKA RESID	51	57.8	50.9	30.1	56.7	49.6	9	9	0	7	0	0	7	0	2	30
UDAYAPUR	14051	1	MAHAKALI MA VI CHAMPAPUR MA	11	25.1	7.4	7.3	15.2	16.2	106	106	0	0	6	1	7	0	99	-18.9
UDAYAPUR	14052	1	MA VI NEPALTAR PANCHAWATI-4	14	33.5	10	10.2	22.9	15.2	30	28	0	2	1	0	3	0	25	-15.7
UDAYAPUR	14053	2	SAGARMATHA ENGLISH BOARDIN	61.7	57.9	65	34.6	53.6	52.8	48	48	7	30	5	0	42	0	6	37.58
UDAYAPUR	14057	2	PARADISE SECONDARY SCHOOL G	61.4	66.1	79.1	54.1	54.7	50.7	27	27	10	16	1	0	27	0	0	50.14
UDAYAPUR	14058	2	BHU.PU.SAINIK ENGLISH SCHOOL	53.5	49.9	73.3	46.5	43.3	58.2	27	27	4	16	6	0	26	0	1	42.22
UDAYAPUR	14059	2	EVERGREEN ENGLISH BOARDING S	60	64.9	55.9	47.4	55.8	50.6	38	38	5	19	2	0	26	0	12	25.07
UDAYAPUR	14060	1	MA VI CHILAUNE BHANJYANG	13	30.4	11	18.2	22.9	20.3	35	34	0	0	0	1	1	0	33	-21.1
UDAYAPUR	14061	1	MA VI HADEBASH	15.8	33.5	27.6	20.4	24.8	27.1	24	24	0	0	4	0	4	0	20	-13.1
UDAYAPUR	14062	1	SAPTA KAUSHIKA MA VI BHAGALI	13.2	35.8	20.4	13.3	25.1	23.3	52	52	0	4	2	0	6	0	46	-15.1

**PERFORMANCE OF ALL SCHOOLS IN SLC EXAMINATION BY DISTRICTS**  
**2071 BS (2015 AD)**

DISTRICT	SCODE	ST	SCHOOL	AVERAGE MARKS IN COMP. SUBJECTS						STUDENT		PASS DIVISION					WLD	FLD	SEM
				ENG	NEP	MAT	SCI	SOC	HPE	TAP	TAPRD	DIS	FIR	SEC	TIR	PASS			
UDAYAPUR	14063	1	JANATA MA VI JAHADA	15.5	38.9	13.9	11.4	29.6	24.7	56	55	0	0	3	0	3	0	52	-19.4
UDAYAPUR	14064	1	MA VI AMBASI	18.3	36.4	19.4	14.7	30.3	19.5	44	44	0	1	4	0	5	0	39	-15.9
UDAYAPUR	14065	2	TRIYUGA LITTLE FLOWERS ENGLISH	54.3	58.5	50	29.7	46.3	39.2	32	32	1	14	10	0	25	0	7	27.19
UDAYAPUR	14066	1	MA VI BANSBOTE	17.1	37.2	17.7	15.9	30.8	26.4	17	17	0	0	2	2	4	0	13	-10.4
UDAYAPUR	14067	1	MAINAMAINI MA VI MULGAUN	16.1	44.4	5.7	8.9	17.7	21.3	7	7	0	0	0	0	0	0	7	-22.5
UDAYAPUR	14068	1	MAHENDRA MA VI NAMETAR	12.2	33.3	19.9	22.3	26.7	24.2	18	18	0	0	2	0	2	0	16	-16.2
UDAYAPUR	14069	1	JANATA MA VI KANCHIRANG	13.4	32	15.2	10.6	17.8	16.1	18	17	0	0	3	0	3	0	14	-12.6
UDAYAPUR	14070	1	MA VI SALLE POKHARI	16.7	34.2	15.4	18.5	27.2	25	41	41	0	0	6	0	6	0	35	-14.3
UDAYAPUR	14071	2	PEACE ZONE INTERNATIONAL ACAD	57.8	55.3	74.9	55.6	42.9	48.2	19	19	2	13	2	0	17	0	2	38.29
UDAYAPUR	14072	2	PRABHAT ENGLISH BOARDING SCH	58.9	50	59.8	37	39.8	45.9	20	20	0	8	7	0	15	0	5	24.19
UDAYAPUR	14073	1	SECONDARY SCHOOL PATNABHAN	16.4	23.4	13.4	7.7	12.7	21.1	48	47	0	0	1	1	2	0	45	-20.3
UDAYAPUR	14074	2	MOTHERLAND SECONDARY BOAR	58	57.5	69.5	43.5	55	53.3	24	24	1	21	2	0	24	0	0	44.69
UDAYAPUR	14075	1	SECONDARY SCHOOL, KALYANPU	23.4	33.7	20	10.3	24.9	28.5	43	43	0	2	3	1	6	0	37	-14.4
UDAYAPUR	14076	1	SECONDARY SCHOOL, KALIKHOLA	27.3	44.8	22.3	15.5	30.9	32.3	45	44	0	3	4	0	7	0	37	-12.8
UDAYAPUR	14077	2	MORNING GLORY ENGLISH BOAR	47.3	47.8	40.6	31.9	43.6	38.8	13	13	0	2	10	0	12	0	1	31.15
UDAYAPUR	14078	1	MA VI, PHUSRE PIPAL BHANJYANG	19.3	40.7	27.6	21.6	34.4	30.4	14	14	0	0	6	0	6	0	8	1.61
UDAYAPUR	14079	1	JANATA SECONDARY SCHOOL, LU	20.5	43.2	21.6	17.8	33.7	37	41	41	0	3	6	0	9	0	32	-9.33
UDAYAPUR	14080	1	SHARADA MA VI, CHAUDANDI KA	10.7	25.8	3.6	7.6	18.5	16.1	19	19	0	0	0	0	0	0	19	-22.5
UDAYAPUR	14081	1	SECONDARY SCHOOL, SAUNE 5	26.8	41.9	40.4	23	31.2	40.7	26	26	0	2	11	1	14	0	12	8.28
UDAYAPUR	14082	1	SECONDARY SCHOOL, KALIKHOLA	24.2	43.7	21.1	23.9	29.6	30.4	50	50	0	5	8	1	14	0	36	-5.82
UDAYAPUR	14083	1	SECONDARY SCHOOL, JALKENI DU	14.2	40.2	16.3	17.6	24.4	27.6	20	20	0	0	0	0	0	0	20	-22.5
UDAYAPUR	14084	1	PANCHA KANYA MA VI PATLEBAS	20.8	44	22.4	17	32.6	32.1	46	46	0	2	9	1	12	0	34	-7.55
UDAYAPUR	14085	1	JANAK MA VI, KHAJANPUR	15.9	36.5	17.3	12.6	24.1	21.9	28	28	0	1	5	0	6	0	22	-10
UDAYAPUR	14086	1	MA VI KATAHARE RUPATAR -6 UD	21.9	37.9	17.3	12.5	28.9	23.1	34	34	0	2	4	0	6	0	28	-11.9
UDAYAPUR	14087	1	MA VI TAPLI CHISAPANI LEKHGAU	16.8	32.6	25	16.2	21.1	26.3	10	9	0	0	2	0	2	0	7	-10
UDAYAPUR	14088	1	MA VI RATAMATE BARRE-6	12.5	34.5	17.3	11.5	20.8	20.9	48	48	0	0	4	0	4	0	44	-17.8
UDAYAPUR	14089	1	KOSHI MA VI CHAKRAPUR -1 UDAY	14.6	35.1	24.3	9.6	32.3	27.9	32	32	0	2	1	0	3	0	29	-16.5
UDAYAPUR	14090	2	MOTI MEMORIAL SECONDARY EN	53.3	55.7	60.8	31.6	59.1	43.9	26	26	0	22	4	0	26	0	0	43.27
UDAYAPUR	14091	1	MA VI BHUWANRE PANCHAWATI	11.3	27.4	13.5	10.7	19.2	19	21	21	0	0	2	1	3	0	18	-14.9
UDAYAPUR	14092	1	MA VI LIMPATAR -3 UDAYAPUR	12.9	26.8	12.3	13.7	19.8	27.1	32	32	0	0	0	2	2	0	30	-19.6
UDAYAPUR	14093	1	SIDDHESHWARY MA VI MUSAHAR	28.4	38.1	34.9	18.4	29.1	36.2	42	42	0	5	10	3	18	0	24	2.25
UDAYAPUR	14094	1	JANATA MA VI RANIBAS, KHANBU	27.9	49.4	17.8	20.1	31.6	41.9	41	40	0	1	5	0	6	0	34	-13.8
UDAYAPUR	14095	1	MA VI BHORLE CHILAUNE -6	36.5	57.5	40.1	40.4	41.7	40.3	15	15	0	5	8	0	13	0	2	30

**PERFORMANCE OF ALL SCHOOLS IN SLC EXAMINATION BY DISTRICTS**  
**2071 BS (2015 AD)**

DISTRICT	SCODE	ST	SCHOOL	AVERAGE MARKS IN COMP. SUBJECTS						STUDENT		PASS DIVISION						WLD	FLD	SEM
				ENG	NEP	MAT	SCI	SOC	HPE	TAP	TAPRD	DIS	FIR	SEC	TIR	PASS				
UDAYAPUR	14096	1	JANATA MA VI RAUTA RANIBAS	17.9	36.5	12.4	10.9	24.9	17.6	19	19	0	0	1	0	1	0	18	-19.5	
UDAYAPUR	14097	2	MULBERRY ENGLISH SECONDARY	46.4	47.7	47.9	32	37.5	42.3	14	14	0	3	9	1	13	0	1	31.45	
UDAYAPUR	14098	1	SECONDARY SCHOOL MARUWA K	35.5	41.4	37.3	16.5	25.8	37.3	27	27	0	0	4	1	5	0	22	-12.4	
UDAYAPUR	14099	2	MERRY BROOD ENGLISH SECOND	54.9	60.5	68.9	52	52.3	53.3	12	12	0	10	2	0	12	0	0	43.13	
UDAYAPUR	14100	3	JANATA MAVI DEURI TRIYUGA (O	13.7	29.9	12.4	6.8	13.3	18.4	87	84	0	0	2	0	2	0	82	-21.2	
UDAYAPUR	14101	1	PANCHAWATI MA VI KHASIBAS TR	12.4	34.9	19.5	12.7	28.9	26.1	19	19	0	0	1	0	1	0	18	-19.5	
UDAYAPUR	14102	1	DEVI MA VI BHULKE KATARI-8	20.9	30.5	21.5	17.7	25	22.2	46	46	0	1	7	0	8	0	38	-12.5	
UDAYAPUR	14103	1	SARASWATI MA VI BHORLE KATAI	19.3	39.5	22.4	20	30.4	35.3	40	40	0	2	8	0	10	0	30	-7.88	
UDAYAPUR	14104	1	JALPADEVI MA VI DHAPLANG SAU	16.5	38.6	25.5	16.5	25.8	28.6	31	31	0	1	4	2	7	0	24	-10.1	
UDAYAPUR	14105	1	JANATA MA VI KATUNJE BABALA-	17.5	32.7	11.9	6.4	20.9	26.8	21	21	0	0	0	0	0	0	21	-22.5	
UDAYAPUR	14106	1	MAHENDRA MA VI RASUWA POKH	12.9	36.9	25	24.3	25.8	23.7	22	22	0	1	3	0	4	0	18	-11.8	
UDAYAPUR	14107	1	LAUWAGADHI MA VI KHAIRAHA JI	24.2	46.2	24	20.4	35.3	25.3	21	21	0	1	9	0	10	0	11	4.82	
UDAYAPUR	14108	1	JANABIKASH MA VI BHIMA ,HADI	26	44.7	44.9	21.6	24.4	35.4	20	20	0	3	3	0	6	0	14	-3.94	
UDAYAPUR	14109	1	JANATA MA VI NAULE,BHUTTAR-7	14.4	34	17.1	21.9	25.1	22.2	23	23	0	0	3	0	3	0	20	-15.2	
UDAYAPUR	14110	2	PARUHANG ACADEMY,BELTAR-1	55.4	59.1	57.1	41.4	52.2	44.7	16	16	1	10	4	0	15	0	1	38.91	
UDAYAPUR	14111	1	JANTA MA VI SHREEPUR	17.1	40.9	18.8	14.4	28	26.5	56	55	0	3	6	0	9	0	46	-12.7	
UDAYAPUR	14112	1	JANTA MA VI, DAMOUTI	19.2	42.9	33.8	26.8	36.5	38.2	25	25	0	4	5	0	9	0	16	-0.45	
UDAYAPUR	14113	2	TRIYUGA ENGLISH MEDIUM SECO	57.7	66.7	63.5	43.1	50.1	51.4	12	12	1	10	1	0	12	0	0	45.31	
UDAYAPUR	14114	1	SARASWATI MA VI HADAIYA, KA	17.9	37.1	23.9	18.7	32.3	31.2	30	30	0	1	6	1	8	0	22	-7.45	
UDAYAPUR	14115	1	BHAGAWATI MAVI HADIYA-5,MU	14.9	36.8	17.3	13.3	23.2	24.2	41	41	0	2	6	0	8	0	33	-11	
UDAYAPUR	14116	1	SHIVA MA VI, SUNDARPUR-5	26.2	41.7	28	26.1	52.4	32	26	24	0	5	4	0	9	0	15	0.94	
UDAYAPUR	14117	1	JANATA ADARSHA MAVI,KALIKHO	29.3	39.1	31.8	22.3	37.5	34.8	60	60	1	9	11	2	23	0	37	0.86	
UDAYAPUR	14118	1	JANATA MAVI BARUWADAHAR,KI	15	43.1	26.5	17.3	27.5	33.5	19	19	0	0	4	0	4	0	15	-10.7	
UDAYAPUR	14119	1	SATYADEVI MAVI, BHULKE	31.8	55.8	26.7	29.9	39.8	37.3	49	47	3	13	6	0	22	0	25	8.62	
UDAYAPUR	14120	1	SHREE MA VI, BOHORIBOT	25.9	57.3	27.4	25.3	37.7	28	7	7	0	0	2	0	2	0	5	-6.43	
UDAYAPUR	14121	1	MAVI,BHARATJOR,RAUTA-2	21.7	39	19.1	15.3	26.9	19	23	23	0	1	0	0	1	0	22	-19.6	
UDAYAPUR	14122	1	BAL MANDIR MAVI, BOKSE-1	18.6	35.6	16.9	11.4	29.1	32	88	87	1	1	6	0	8	0	78	-16.6	
UDAYAPUR	14123	1	KALIKA MAVI BELTAR-3	27.4	46.5	43.4	16.9	33.7	36.3	35	34	0	6	10	0	16	0	18	5.96	
UDAYAPUR	14124	1	SARASWATI MAVI, HARDENI-3	12.9	33.6	21.5	13.9	24.7	23.8	40	35	0	2	3	0	5	0	30	-13.8	
UDAYAPUR	14125	1	JANAKALYAN MAVI, RUMJATAR	25.4	45.7	37.5	20.5	36.8	39.7	11	11	0	0	4	1	5	0	6	2.18	
UDAYAPUR	14126	1	KALIKADEVI MAVI KALIMATI,UDA	22.3	45.8	38	20.5	25.3	33.9	15	15	0	0	4	0	4	0	11	-7.5	
UDAYAPUR	14127	1	KAUSHIKA MAVI DHARME,LAPHA	16	34.1	26.2	19.6	25.1	24.1	24	24	0	0	4	2	6	0	18	-9.25	
UDAYAPUR	14128	2	BAL VIDHYA MANDIR ENG.BOARD	42.7	60.7	43.3	42.5	58.3	48	6	6	0	3	1	0	4	0	2	20.63	

**PERFORMANCE OF ALL SCHOOLS IN SLC EXAMINATION BY DISTRICTS**  
**2071 BS (2015 AD)**

DISTRICT	SCODE	ST	SCHOOL	AVERAGE MARKS IN COMP. SUBJECTS						STUDENT		PASS DIVISION						WLD	FLD	SEM
				ENG	NEP	MAT	SCI	SOC	HPE	TAP	TAPRD	DIS	FIR	SEC	TIR	PASS				
UDAYAPUR	14129	1	JALPAJAN MA VI AJINGARE BASAH	22.2	37.9	28.6	19.5	32.7	28.8	25	25	0	0	7	3	10	0	15	-1.17	
UDAYAPUR	14130	2	NEW MODEL ENG.SCHOOL,BAGAH	53.6	55.6	65.1	45.2	53.4	51.7	14	14	1	11	2	0	14	0	0	44.46	
UDAYAPUR	14131	2	CANVAS ACADEMY, GAIGHAT	59.8	68.6	76.8	51.2	56.2	57.1	33	33	11	22	0	0	33	0	0	50	
UDAYAPUR	14132	1	SINGHDEVI MA VI, MADIBAS, BELT	15.3	33.8	19.6	14.9	25.8	28.3	58	58	0	2	7	0	9	0	49	-13.4	
UDAYAPUR	14133	1	SARASWATI MA.VI.,MALBASE, POR	13.4	39.5	25.2	21.1	25.5	26	17	17	0	0	2	1	3	0	14	-13.1	
UDAYAPUR	14134	1	MA.VI.,MAJHKHARKA, NAMETAR-	28.4	44.5	26.7	23.4	34.9	28.5	19	19	0	2	8	0	10	0	9	8.29	
UDAYAPUR	14135	1	JANATA MA.VI.,DUMRE-1	18.6	40.4	17.3	13.3	23.1	34.3	15	15	0	0	0	0	0	0	15	-22.5	
UDAYAPUR	14136	1	KALIKA MA.VI.,RATANPUR, RISKU	17.3	32.5	16.3	13.7	29.3	25	27	27	0	4	1	0	5	0	22	-10.4	
UDAYAPUR	14137	1	DEURALI MA VI, GALENI, THOKSHI	10.2	29.3	9.5	4.5	26.3	20.9	11	11	0	0	0	0	0	0	11	-22.5	
UDAYAPUR	14138	1	DIPENDRA MA VI, JOGIDANDA, RIS	20.4	44.3	21.5	23.2	28.8	33.1	19	19	0	0	3	0	3	0	16	-13.6	
UDAYAPUR	14139	2	THE HIMALAYAN DALE ACADEMY	59	60	54.8	53	48.4	53	5	5	0	4	1	0	5	0	0	42.75	
UDAYAPUR	14140	1	BARPIPAL MA VI, RAMPUR, THOKS	14.6	27.2	10.7	7.2	19.5	21.7	58	58	0	1	2	0	3	0	55	-19.4	
SAPTARI	15001	1	CHHINNAMASTA BHUPENDRA SAN	14.3	17.8	9.6	10.9	17.4	40	130	129	0	0	8	1	9	0	110	-16.9	
SAPTARI	15002	1	KESHO ANIRUDDHAVATI MA VI RA	22.6	37.5	20	15.7	17.2	20.9	154	154	1	3	14	0	18	0	123	-13.6	
SAPTARI	15003	1	PUBLIC BINDESHWARI MA VI RAJE	24.7	32.9	35.5	17.4	26.8	21.3	120	120	1	9	24	0	34	0	80	-4.37	
SAPTARI	15004	1	GOVARDHAN BAIRAGI JANATA MA	13.1	22.3	13.4	9	13.1	25.7	69	65	0	0	2	0	2	0	57	-18.7	
SAPTARI	15005	1	RAJAJI TULASILAL JONCHHE JANA	12.2	29.5	12	8.4	27	23.7	122	122	0	4	3	1	8	0	106	-17	
SAPTARI	15006	1	DWARIKA SHREE LAL SATANI YAI	9.3	19.5	7.7	6.9	13.5	10.2	44	42	0	0	1	1	2	0	39	-19.5	
SAPTARI	15007	1	RAJDEVI THAKODEVI JOGENDRA E	21.2	25.1	27.5	13.2	18.5	26.4	138	134	1	7	12	1	21	1	109	-12.3	
SAPTARI	15008	1	LAXMI BALLAV NARSING MA VI B	14.2	20.7	9.9	9.1	20	23.1	303	293	0	6	10	0	16	0	237	-16.1	
SAPTARI	15009	1	SARVODAYA MA VI KANCHANPUR	19.7	29.4	20	11.3	16.3	28.3	127	126	0	3	9	5	17	0	102	-13.8	
SAPTARI	15010	1	PUBLIC MA VI LAUNIA TILATHI	8.4	27.6	10.7	9.9	17.5	21.6	166	164	0	4	10	0	14	0	140	-16.1	
SAPTARI	15011	1	MAHIKAR MA VI PRASBANI	17.7	29.7	19.8	10.8	24.7	16.5	126	126	1	6	6	3	16	0	102	-13.4	
SAPTARI	15012	1	MAHABIR MA VI HANUMANNAGAI	6.7	14	7.9	7.8	8.4	11.1	139	134	0	0	3	0	3	0	128	-20.7	
SAPTARI	15013	1	BUDDHILAL BIDYAMUNAR MA VI	9	22.6	7.7	6.5	13.7	13.3	210	209	0	2	6	1	9	0	199	-19.9	
SAPTARI	15014	1	MA VI DIMAN	12.5	23.7	12.3	4.1	15.1	13.4	133	130	0	2	2	0	4	0	115	-18.7	
SAPTARI	15015	1	KANTA CHANDRA MA VI PATO	22.9	32.2	20.7	14.2	17.7	29.4	42	42	0	2	2	0	4	0	37	-16.1	
SAPTARI	15016	1	KAMALESHWARY KISUN JHAULAI	11.3	21.9	13.7	7.2	15.4	20.2	136	133	0	1	7	0	8	0	107	-16	
SAPTARI	15017	1	CHANDRA NAMUNA MA VI BODE I	12.7	20.9	18.9	16.7	21.7	27.1	226	218	0	1	17	10	28	0	175	-14.1	
SAPTARI	15018	1	RAM DAYAL MA VI SAKHUWA KAC	11.1	23.2	12.7	8.2	16.6	21.1	138	137	0	2	9	1	12	0	112	-15.3	
SAPTARI	15019	1	JANATA SHANKAR MA VI RAJGAD	14.4	32.1	13.1	12.5	19.2	22.2	84	83	0	1	8	1	10	0	72	-15.4	
SAPTARI	15020	1	MASILAL JANATA MA VI KUSHAHA	16.4	29	12.3	9	20.7	24.4	191	189	0	6	11	1	18	0	159	-15.4	
SAPTARI	15021	1	NANDA UMA PUBLIC MA VI ODRAI	15.3	25	16.6	9.9	22.5	20.7	60	59	0	1	3	0	4	0	47	-15.4	

**PERFORMANCE OF ALL SCHOOLS IN SLC EXAMINATION BY DISTRICTS**  
**2071 BS (2015 AD)**

DISTRICT	SCODE	ST	SCHOOL	AVERAGE MARKS IN COMP. SUBJECTS						STUDENT		PASS DIVISION						WLD	FLD	SEM
				ENG	NEP	MAT	SCI	SOC	HPE	TAP	TAPRD	DIS	FIR	SEC	TIR	PASS				
SAPTARI	15022	1	JANATA MA VI SISHUWARI	13.3	32	24.2	14.2	16.1	24.5	119	119	0	1	13	0	14	0	103	-15.4	
SAPTARI	15023	1	CHUMMANHARI JANATA MA VI M	9.2	19.9	10.7	3.8	12.1	12	49	49	0	0	1	0	1	0	44	-19.5	
SAPTARI	15024	1	THAKURJEE MA VI BAKDHUWA JA	15.5	24.9	18.8	8.7	19.1	19.9	88	87	0	3	4	0	7	0	65	-13.7	
SAPTARI	15025	1	JAGESHWAR GARAHAI JANATA MA	11.3	22.6	20.9	11.5	12.6	18.3	144	142	0	4	12	0	16	0	122	-15.2	
SAPTARI	15026	1	SHREE 5 MAHENDRA MA VI PHULE	15	37	17.9	10.7	31.3	26.8	138	138	0	1	11	0	12	0	119	-16.4	
SAPTARI	15027	1	KESHAV SMARAK JANATA MA VI T	14.6	26	13.6	15	19.7	22.3	191	188	0	8	15	1	24	0	145	-12.6	
SAPTARI	15028	1	LAXMI NARAYAN MA VI BAIRAWA	12.7	22	24.3	15.1	25.8	18.6	71	71	0	0	6	1	7	0	59	-15.5	
SAPTARI	15029	1	KANCHHU NARAPRATAP MA VI NA	18.3	30.5	24.6	10.7	21.1	26.5	98	97	0	4	4	0	8	0	74	-13.9	
SAPTARI	15030	1	SHREE 5 MAHENDRA CHUNNI MA	10.6	23.1	14.9	9.4	18.6	17.7	121	119	0	1	4	4	9	0	109	-18.3	
SAPTARI	15031	1	BHAWANI PRA SAKAL PRA RAM PI	20.5	32.5	19.2	12.9	23.7	26.4	85	85	0	3	8	0	11	0	68	-13.2	
SAPTARI	15032	1	NARA BAHADUR THAPA JANTA MA	25.8	40.2	32.8	20.6	22.4	24.2	52	52	2	2	8	1	13	0	34	-5.02	
SAPTARI	15033	1	ISHWARI HIYA SURAIT JILEWI JAN	12.4	27.2	14.1	9.8	19	21.4	57	57	0	2	3	0	5	0	49	-16	
SAPTARI	15034	1	JANTA MA VI TARAHI	10.8	18.1	13.3	9	15.2	15.3	62	62	0	1	0	1	2	0	56	-19.2	
SAPTARI	15035	1	HIRA PHEKANI MA VI BANAULA	16.9	26.9	13.7	10.7	13.2	21.1	64	64	0	1	4	0	5	0	55	-16.5	
SAPTARI	15036	1	NARENDRA MEMORIAL JANTA MA	14.9	27.9	18	14.8	19.5	25.9	70	69	0	1	8	1	10	0	54	-12.7	
SAPTARI	15037	2	HAPPYLAND HIGHER SECONDARY	56.1	53	70.6	38.6	40.6	44	125	125	9	99	13	0	121	0	4	42.75	
SAPTARI	15038	1	JANATA MA VI KHURAHURIYA	21.3	27	26.3	18.7	23.2	27.9	203	203	1	33	15	1	50	0	141	-5.41	
SAPTARI	15039	1	S L P MA VI MAHUKI PATHARGAD	12.8	21.6	10.6	13.6	15.5	24.8	171	162	0	1	19	3	23	0	136	-14.2	
SAPTARI	15040	1	KANKALANI MA VI PORTAHA	9.2	21	18.6	11.4	18.9	15.6	45	45	0	1	3	0	4	0	37	-15.2	
SAPTARI	15041	1	B P SMARAK PUBLIC MA VI BHAR	15.6	24.1	28.6	15.1	22.2	18.7	101	101	0	1	9	3	13	0	78	-13.2	
SAPTARI	15042	1	JANATA MA VI KATAIYA PHATTEP	13.2	24	15.2	10.7	17.9	15.8	39	37	0	0	3	1	4	0	32	-16.1	
SAPTARI	15043	2	DURGA MA VI RAJBIRAJ	54.2	52.8	61.8	41.8	48.2	46.1	95	95	21	42	21	0	84	0	11	38.01	
SAPTARI	15044	1	JAYANTI INDIRA KANYA MA VI RA	28.8	39.4	30.8	22.9	16	25.8	25	25	0	0	2	0	2	0	19	-14.4	
SAPTARI	15045	1	MAHENDRA JANATA MA VI BALUV	27.1	37	35	21.2	23.3	39.5	117	117	1	14	18	0	33	0	84	-5.06	
SAPTARI	15046	1	JANATA MA VI ITAHARI BISHNUPU	19.8	28.9	15.8	20.5	24.1	32.2	69	67	0	1	11	2	14	0	51	-10.2	
SAPTARI	15047	2	GOLDEN STAR SECONDARY SCHO	21.1	46.1	25.6	18.3	33.4	35.6	7	7	0	0	3	0	3	0	4	1.61	
SAPTARI	15048	1	JANTA RAMESHWAR MEMORIAL M	6.6	16.9	9.1	11.9	17.3	22	92	85	0	0	3	0	3	0	79	-19.7	
SAPTARI	15049	1	SHATRUDHAN MA VI NEGADABAI	10.5	26.6	12.7	12.4	20.2	19	64	63	0	1	1	1	3	0	60	-19.8	
SAPTARI	15050	2	LALIGURANS ENGLISH BOARDING	45.4	49.9	47.7	33.9	40.2	39.3	39	38	0	17	14	0	31	0	5	29.61	
SAPTARI	15051	1	JANA PRABHAT MA VI DAULATPU	13.9	23.8	11.6	14.7	18.8	22.6	175	175	0	7	7	3	17	0	147	-15.3	
SAPTARI	15052	1	SHANKAR HIGHER SECONDARY SC	37.9	43.7	43.4	21.4	34.5	34.1	50	49	0	8	18	2	28	0	21	11.08	
SAPTARI	15053	1	LU LA SA JA MA VI TERHAUTA	24.3	29.8	30.6	13.3	27.1	34	122	122	0	8	17	0	25	0	86	-8.21	
SAPTARI	15054	1	MAHABIR MA VI BISHAHARIYA	5.5	21.9	10.5	7.9	12.3	18.8	58	58	0	0	0	0	0	0	56	-21.7	

**PERFORMANCE OF ALL SCHOOLS IN SLC EXAMINATION BY DISTRICTS**  
**2071 BS (2015 AD)**

DISTRICT	SCODE	ST	SCHOOL	AVERAGE MARKS IN COMP. SUBJECTS						STUDENT		PASS DIVISION					WLD	FLD	SEM
				ENG	NEP	MAT	SCI	SOC	HPE	TAP	TAPRD	DIS	FIR	SEC	TIR	PASS			
SAPTARI	15055	1	JANTA MA VI KHUDIBUKHARI KUF	18.5	20.7	8.4	12.8	21.6	16.1	24	24	0	0	0	0	0	0	17	-15.9
SAPTARI	15056	2	MOTHER MEMORIAL ENGLISH BO	46.9	46.6	55.1	30.8	34.1	48	54	54	0	20	23	0	43	0	11	26.46
SAPTARI	15057	1	JANCHETNA MA VI BHAWANIPUR	17	36.9	19.4	14.4	26.8	27.5	118	118	0	2	21	1	24	0	92	-10.6
SAPTARI	15058	2	LITTLE FLOWER HIGHER SECONDA	49.7	49.9	64	40.5	51.5	50.7	41	40	5	25	7	0	37	0	2	40.41
SAPTARI	15059	2	JANKI SECONDARY SCHOOL RAJB	50.1	45	73.4	41.9	51.1	48.1	33	33	2	24	4	0	30	0	3	38.41
SAPTARI	15060	2	WORLD VISION MODERN SCHOOL	39	50.6	42.4	24.5	33.5	31.4	13	13	0	3	5	0	8	0	5	14.71
SAPTARI	15061	1	JANTA SECONDARY SCHOOL, RAM	12.7	23.5	13.4	8.7	18.5	22.4	54	54	1	0	2	1	4	0	49	-17.6
SAPTARI	15062	1	SU.DE.PHU.JA. MA VI SITAPUR BHU	38.6	42.5	47.4	30.2	37.9	39.9	142	142	5	57	25	0	87	0	42	19.46
SAPTARI	15063	1	JANATA MA. VI. TOPA-3	11.2	28.6	19.4	13.2	18.2	23.6	161	131	2	13	11	0	26	0	98	-8.62
SAPTARI	15064	2	EVEREST RESIDENTIAL SCHOOL H	58.5	51.3	64.7	33.5	49.9	38	22	22	0	14	6	0	20	0	2	35.8
SAPTARI	15065	1	JANATA MA VI BHAGANI,MALETH	17.5	27.6	22.3	12.8	26.7	24.9	84	83	0	1	7	0	8	0	67	-14.8
SAPTARI	15066	2	SIRJANA ENGLISH BOARDING SCH	42.9	47.8	44.9	23.5	47.3	37.1	55	55	0	20	9	0	29	0	26	11.25
SAPTARI	15067	1	GYAN JYOTI SECONDARY SCHOOL	51.2	39.1	51.3	33.9	35.3	33.7	16	15	0	6	8	0	14	0	1	34.5
SAPTARI	15068	2	ADARSHA SECONDARY ENGLISH S	54.6	53	67.2	44.2	46.1	49.3	25	25	2	20	3	0	25	0	0	44.85
SAPTARI	15069	2	ROYAL ENGLISH BOARDING SCHO	35.2	44.3	46.9	36.7	35.7	41.9	26	26	0	3	18	1	22	0	4	26.02
SAPTARI	15070	1	RASTRIYA SECONDARY SCHOOL, t	18.3	39.1	27.7	15	28.7	29.4	43	43	0	1	3	1	5	0	38	-15.9
SAPTARI	15071	1	JANATA SECONDARY SCHOOL, LA	18.6	33.6	16.9	15.5	28	23.2	52	52	0	2	5	0	7	0	43	-13.6
SAPTARI	15072	1	JANATA MA VI, KANKATTA	14.4	31	17.1	11.9	20.6	23	40	36	0	0	4	0	4	0	31	-15.6
SAPTARI	15073	2	BAL BODH SECONDARY SCHOOL,	53.2	55.5	71.3	46.3	50.4	58.5	24	24	3	16	5	0	24	0	0	44.53
SAPTARI	15074	2	DAFFODIL ENGLISH SCHOOL, KAN	52.6	47.2	72.5	42.6	43.1	43.7	27	27	2	15	8	0	25	0	1	38.61
SAPTARI	15075	2	SHARDA ENGLISH BOARDING SCH	53.3	47.3	64.6	40.1	54	42.9	22	22	2	15	5	0	22	0	0	43.81
SAPTARI	15076	2	GAUTAM SHISHU SADAN SECONDO	42.4	42.5	57.4	27.7	45.1	39	30	30	1	12	9	0	22	0	6	25.62
SAPTARI	15077	2	PREMIER SECONDARY SCHOOL, R	57.1	55	80.5	51.3	57	51	41	41	12	28	0	0	40	0	0	48.29
SAPTARI	15078	2	THE EVEREST SECONDARY ENGLI	60	48.5	73.7	41.8	51.2	52.2	19	19	0	18	1	0	19	0	0	44.41
SAPTARI	15079	1	RASTRIYA MA VI PHATTEPUR-3	19.7	27.3	25.1	14.2	21.9	23.9	71	71	0	0	9	2	11	0	55	-12.5
SAPTARI	15080	2	SHARADA ENGLISH SCHOOL KATH	45.9	42.7	33	25.2	37.6	37.9	19	19	0	4	10	0	14	0	5	21.32
SAPTARI	15081	3	KESHO ANIRUDDAWATI MA VI RA	23.9	26.6	22.7	19.2	23.3	22.1	25	22	0	0	4	1	5	0	16	-9.14
SAPTARI	15082	1	JANATA MA VI BASBITTI-I	19.1	27.9	23.8	14.3	21.4	23	84	82	0	5	12	2	19	0	56	-7.1
SAPTARI	15083	1	SHANKAR MA VI BARMAJHIYA-8	10.5	18.6	19.5	11.1	10.5	21.7	37	37	0	0	2	0	2	0	34	-18.9
SAPTARI	15084	2	PHULESHWAR PUBLIC SEC. ENG.B	44.5	49.6	56.7	28.5	40.8	44.7	26	26	3	9	4	0	16	0	10	19.04
SAPTARI	15085	1	RUDRA NARAYAN SECONDARY SC	23.9	28.4	29.1	14.6	27.5	29.4	34	34	0	1	7	0	8	0	25	-8.27
SAPTARI	15086	1	JANTA SECONDARY SCHOOL PANS	10.6	22.9	8.1	6.6	11.2	15.1	91	91	0	0	4	1	5	0	85	-19.3
SAPTARI	15087	2	MODEL SECONDARY SCHOOLRAJE	40.5	42	52.7	25.5	46.9	35.9	31	31	1	9	9	0	19	0	11	16.81



**PERFORMANCE OF ALL SCHOOLS IN SLC EXAMINATION BY DISTRICTS**  
**2071 BS (2015 AD)**

DISTRICT	SCODE	ST	SCHOOL	AVERAGE MARKS IN COMP. SUBJECTS						STUDENT		PASS DIVISION						WLD	FLD	SEM
				ENG	NEP	MAT	SCI	SOC	HPE	TAP	TAPRD	DIS	FIR	SEC	TIR	PASS				
SAPTARI	15088	2	SHISHU KALYAN VIDHYA MANDIR	31.3	34.7	42.7	27.3	37.3	30.7	3	3	0	0	1	0	1	0	2	-3.75	
SAPTARI	15089	1	SARASWATI MA VI AURAH-3	17.1	27	20	13.8	17	24.8	26	25	0	0	2	1	3	0	22	-16.1	
SAPTARI	15090	2	MANOKAMANA SECONDARY SCH	40	45.3	61.3	32.8	40.1	36.8	16	16	0	7	5	0	12	0	2	27.42	
SAPTARI	15091	1	RAJAJI JANTA MA VI KACHAN	19.4	34.3	19.5	13	17.1	25.8	35	35	0	1	5	0	6	0	28	-11.9	
SAPTARI	15092	2	BRAVE HEART SECONDARY ENGL	39.9	46.5	61.4	27.4	43.3	44.5	23	23	0	9	10	0	19	0	4	28.37	
SAPTARI	15093	2	GREEN ENGLISH BOARDING SCHO	47	50.8	60.4	32	45.3	33.7	38	38	1	18	15	0	34	0	4	33.85	
SAPTARI	15094	1	BHRIKUTI MA VI DHARAMPUR-1	28.6	35.1	37.7	24.4	27.5	42	62	60	0	11	16	0	27	0	33	4.88	
SAPTARI	15095	1	JANATA MA VI HARIRAHA BASANT	10	24.7	18	12	20	17.2	31	31	0	0	2	0	2	0	29	-18.9	
SAPTARI	15096	2	LITTLE FLOWER SECONDARY SCH	60.8	55.3	75.9	51.1	46.6	55.7	30	30	4	24	2	0	30	0	0	46.25	
SAPTARI	15097	1	MA VI BANAINIYA-4	12.3	22.4	18.4	10.2	19.3	15.5	46	46	0	0	6	1	7	0	39	-14.2	
SAPTARI	15098	2	RAJBIRAJ SHANTI NIKETAN EDUC	37.7	40.3	50.3	37.4	39.4	40.2	10	10	0	2	5	0	7	0	3	19.13	
SAPTARI	15099	2	LITTLE ANGELS MODERN SECOND	44	43.2	53.9	32.4	53.9	39	11	11	0	6	5	0	11	0	0	39.89	
SAPTARI	15100	1	BHUWAN SECONDARY SCHOOL TH	12.8	27.7	13.2	8.1	16.4	20.9	16	16	0	0	1	0	1	0	15	-19	
SAPTARI	15101	1	RAJOBATI SECONDARY SCHOOL K	20.3	35.1	13	11.3	17.8	23.1	49	47	0	1	4	0	5	0	42	-16.3	
SAPTARI	15102	1	SECONDARY SCHOOL KABILASHA	8.2	28.9	12.3	9.7	13.2	19	29	29	0	0	2	0	2	0	27	-18.6	
SAPTARI	15103	2	BRIGHTFUTURE ACADEMIC SCHO	38.9	39.3	54.7	34.5	44.3	39.5	22	22	0	9	8	0	17	0	5	25.57	
SAPTARI	15104	1	JANTA SECONDARY SCHOOL RAM	18.9	34.4	23.6	13.1	28	21.4	28	25	0	1	5	2	8	0	17	-4.83	
SAPTARI	15105	2	SHIVA INTERNATIONAL BOARDING	45.8	44.3	66.4	32.5	51.8	39.1	25	25	0	13	9	0	22	0	2	33.75	
SAPTARI	15106	1	SHREE JANTA MA VI KHAJANPUR	12.4	20.2	8.5	7.7	13.8	16	34	34	0	0	1	0	1	0	29	-18.2	
SAPTARI	15107	2	SARSAWATI SISHU SADAN ENGLIS	41	36.2	49.5	30.1	37.3	38.9	17	17	0	2	8	0	10	0	7	11.91	
SAPTARI	15108	2	RAJBIRAJ UNIVERSAL ACADEMY F	39.5	50.2	44.9	25.7	38.7	34.6	14	14	0	3	6	0	9	0	5	16.07	
SAPTARI	15109	1	SHREE JANTA MA VI BHAIROJANG	11.1	31.6	13.9	11.7	21.8	17.4	19	19	0	0	0	0	0	0	19	-22.5	
SAPTARI	15110	1	SHREE MA VI KATAIYA HARDIYA	15.3	22.9	22.4	9.2	20	24.3	38	38	0	1	3	0	4	0	24	-10.4	
SIRAHA	16001	1	CHANDRA MA VI SIRAHA	18.7	26.7	18.4	17.1	25.8	22.5	141	138	0	4	11	0	15	0	123	-16.1	
SIRAHA	16002	1	BRAJMOHAN JHABBURAM JANATA	28.8	32.1	38.9	21	20.5	28.3	144	143	0	13	26	2	41	0	102	-5.49	
SIRAHA	16003	1	RAM DULARI MA VI KALYANPUR	20.4	31.9	30.2	22.6	29.3	33	116	113	1	18	13	1	33	1	79	-3.94	
SIRAHA	16004	1	SHREE JANTA DOMI CHAUDHARY	20.8	32	27.7	21.2	18.1	32.7	173	172	0	11	25	4	40	0	132	-8.93	
SIRAHA	16005	1	JANATA MA VI SONBARSHA	23.6	35.4	41	21.2	26.5	31.9	106	106	0	4	36	1	41	0	65	-0.41	
SIRAHA	16006	1	JANATA MA VI CHANDRODAYPUR	13.9	28.1	22.7	17.9	20.7	21.6	97	93	0	1	9	2	12	0	81	-15.3	
SIRAHA	16007	1	JANATA MA VI RAJPUR	16.5	29.9	33.6	20.5	17.7	27	35	33	0	1	6	0	7	0	26	-10.2	
SIRAHA	16008	1	JANAKALYAN MA VI GOURIPUR	20.9	24.4	29	17.8	22	30.3	94	86	0	5	20	5	30	0	56	-2.79	
SIRAHA	16009	1	JANATA MA VI DEURIPATTI SHIVA	14.3	32.9	33.1	18.8	31.9	31.5	41	39	0	1	8	0	9	0	30	-9.23	
SIRAHA	16010	1	JANATA MA VI SUKHIPUR	21.5	26.1	30.9	19.5	28	23.1	179	170	1	11	30	16	58	0	112	-3.34	

**PERFORMANCE OF ALL SCHOOLS IN SLC EXAMINATION BY DISTRICTS**  
**2071 BS (2015 AD)**

DISTRICT	SCODE	ST	SCHOOL	AVERAGE MARKS IN COMP. SUBJECTS						STUDENT		PASS DIVISION						WLD	FLD	SEM
				ENG	NEP	MAT	SCI	SOC	HPE	TAP	TAPRD	DIS	FIR	SEC	TIR	PASS				
SIRAHA	16011	1	MANILAL JANATA MA VI SOTHIAA	23.2	36.6	36.3	19.7	25.4	27.6	104	99	0	5	34	2	41	0	58	1.17	
SIRAHA	16012	1	RAJAI JANAK LAL MA VI BALAHI	15.8	31.4	23.8	18.7	21.7	24.6	105	105	0	4	13	1	18	0	87	-12.5	
SIRAHA	16013	1	MA VI SANHAITHA	17.5	29.7	31.3	14.6	23.9	26	98	98	0	9	11	0	20	0	78	-9.99	
SIRAHA	16014	1	BASTIPUR MA VI BASTIPUR	19.5	29.4	16.2	22.2	17.5	25.8	235	223	3	8	20	1	32	1	190	-13.6	
SIRAHA	16015	1	TULASIRAM SATYABHAMA DOTEI	19.3	30.7	20.1	21.1	27.8	30.2	169	155	0	6	26	1	33	0	122	-10.2	
SIRAHA	16016	1	JANATA NANDA LALITA MA VI LAJ	25.4	46.6	53.8	31.3	26.8	36.9	92	92	0	20	13	2	35	0	57	1.13	
SIRAHA	16017	1	MOHAN MA VI RAMNAGAR MIRCH	24.6	26.2	33.5	28.5	30.2	32.3	356	332	19	74	29	2	124	1	207	2.53	
SIRAHA	16018	1	JANASEWA MA VI KARJANHA	12.6	25.8	22.6	16.7	27.9	29.4	238	226	0	15	33	2	50	0	176	-9.39	
SIRAHA	16019	1	JANATA MA VI ASANPUR GOLBAZ	23.3	41.4	34.1	25.2	31.4	29.5	133	124	3	28	19	3	53	0	71	4.48	
SIRAHA	16020	1	PASHUPATI MA VI MATIHARBA LA	23.4	32.5	28.5	17.8	22.9	27.1	337	317	0	40	44	5	89	0	228	-5.44	
SIRAHA	16021	1	HANUMAN PRASAD SHARADA MA	15.2	25	25.9	19.9	26.7	27.4	94	91	0	5	9	6	20	0	71	-10.2	
SIRAHA	16022	1	SARASWOR NATH MA VI SARASWA	25.1	41	39	22.3	23.6	35.7	59	55	0	5	14	1	20	0	35	-1.2	
SIRAHA	16023	1	JANATA VANWALI MA VI BARCHH	16.5	30.3	28.9	28.5	33	32.8	155	154	0	12	26	4	42	0	112	-6.54	
SIRAHA	16024	1	JANATA MA VI JIJHAUL KAJARA	21.6	26.9	24.6	25.9	32.4	26.4	100	97	0	3	30	6	39	0	58	-0.14	
SIRAHA	16025	1	JANATA MA VI CHANDRALALPUR	17.9	25.3	13.2	17.9	27.6	26.3	87	86	0	4	7	0	11	0	75	-14.8	
SIRAHA	16026	1	JANATA MA VI MAHANAUR BETAU	15	28	28.4	17.5	18.1	28.5	104	104	0	2	10	4	16	0	88	-14	
SIRAHA	16027	1	NEPAL RASTRIYA FUL KUMARI MA	33.4	30	35.1	26.1	30.5	35	181	179	6	49	28	0	83	0	96	7.54	
SIRAHA	16028	1	LA MA JA MA VI BANINIYA	12.7	24.4	20.3	16.4	19.2	26.6	84	81	0	0	11	2	13	0	68	-13.7	
SIRAHA	16029	1	JANATA HIGHER SECONDARY SCH	28.5	41.5	43.9	21.7	29.8	31.4	85	85	7	14	6	2	29	0	56	0.48	
SIRAHA	16030	1	LALAJI SA MA VI SIRAHA	15.3	29	25.1	13	20.9	26.6	29	29	0	1	3	1	5	0	24	-12.8	
SIRAHA	16031	1	SUNDAR JANATA MA VI AURAHI	14.5	24.9	20.3	11.5	22.5	24	151	149	0	6	11	2	19	0	130	-15	
SIRAHA	16032	1	MA VI BHALUWAHI	26.2	24	24.9	23.4	22.5	30.5	66	66	2	1	13	2	18	0	48	-6.49	
SIRAHA	16033	1	BALA SUNDARI MA VI BHAGWANF	23.4	33.9	39	16.6	26.6	29.6	76	76	0	5	19	1	25	0	51	-3.38	
SIRAHA	16034	1	LAXMAN LALITA KUSWAHA MA V	34.2	43.3	35.5	25.7	36.5	34.8	148	148	2	25	54	5	86	0	62	12.11	
SIRAHA	16035	1	JANATA MA VI DAHIPAURI	15.7	24.9	23	10	18.3	19.7	81	76	0	0	10	2	12	0	63	-13.6	
SIRAHA	16036	1	JANATA MA VI SONMATIGADHA	19	28	21.9	18.4	18.6	30.2	134	123	0	4	22	2	28	0	95	-9.49	
SIRAHA	16037	1	LAXMI MA VI LAXMIPUR	25.9	24.8	28.6	15.4	21.4	27.5	37	37	0	0	12	0	12	0	25	-4.26	
SIRAHA	16038	1	LA NA KAU JA MA VI NAHARA RIG	28.3	29.8	32	26.2	26.7	31.6	80	80	0	2	29	2	33	0	47	0.74	
SIRAHA	16039	1	JANATA CHETHARU JEETAN MA V	14.1	26.8	22.7	12.7	23.1	23.1	122	116	0	4	19	2	25	0	91	-10.2	
SIRAHA	16040	1	JANATA MA VI GAURIPUR BISHNU	19.4	35.9	29.7	18.6	20.3	33.1	65	64	0	1	15	0	16	0	48	-8.26	
SIRAHA	16041	1	MAHABIR MA VI CHAINPUR	24.1	32.9	22.6	18.4	22.9	29.1	48	48	0	0	7	1	8	0	40	-13.3	
SIRAHA	16042	1	SAGARMATHA MA VI DHODHANA	16.1	26.7	30.2	16.2	20.3	31.6	89	84	0	1	19	2	22	0	62	-7.87	
SIRAHA	16043	1	SARASWATI MA VI JAMDAHA	26.3	32.5	27.2	14.8	32.1	30.1	102	100	0	0	26	3	29	0	71	-6.48	

**PERFORMANCE OF ALL SCHOOLS IN SLC EXAMINATION BY DISTRICTS**  
**2071 BS (2015 AD)**

DISTRICT	SCODE	ST	SCHOOL	AVERAGE MARKS IN COMP. SUBJECTS						STUDENT		PASS DIVISION						WLD	FLD	SEM
				ENG	NEP	MAT	SCI	SOC	HPE	TAP	TAPRD	DIS	FIR	SEC	TIR	PASS				
SIRAHA	16044	1	JANTA MA VI BARIYARPATTI	23.6	32.7	28	25.5	37.5	34.2	103	103	0	6	36	4	46	0	57	2.9	
SIRAHA	16045	2	SHARDA SECONDARY ENGLISH BO	58.3	65.3	92.6	60.4	76.1	60.1	18	18	14	4	0	0	18	0	0	56.67	
SIRAHA	16046	2	J M ACADEMY SIRAHA I	43.9	52.7	56	41.3	46.9	45.9	21	21	0	9	9	0	18	0	3	30.54	
SIRAHA	16048	2	SAGARMATHA ENGLISH BOARDIN	53.7	57	56.8	53.6	50.1	55.2	104	104	12	73	16	0	101	0	3	43.05	
SIRAHA	16049	2	LITTLE STAR ENGLISH SCHOOL LA	62.6	58.3	78.3	60.2	56.7	57	100	100	41	59	0	0	100	0	0	51.15	
SIRAHA	16050	1	JANATA MA VI MAUWAHI	24.4	28.1	35.7	24.1	37	30.2	56	56	0	10	13	1	24	0	32	3.44	
SIRAHA	16051	2	CONVENT SECONDARY ENGLISH B	59.6	54.7	64.6	44.2	62.8	49.3	16	16	0	14	2	0	16	0	0	43.59	
SIRAHA	16052	1	MA VI HANUMANNAGAR BRAMHA	16.2	25.3	15.1	11.9	14.8	20.3	107	105	3	4	3	0	10	0	95	-16	
SIRAHA	16053	2	JVM SECONDARY BOARDING SCH	34.4	47.5	53.1	37.2	32.1	44.9	83	83	0	23	34	0	57	1	25	19.52	
SIRAHA	16054	2	APOLLO OM ENGLISH AWASIYA M	55.1	57.7	52.9	47.2	63.3	49.7	73	72	13	57	2	0	72	0	0	47.4	
SIRAHA	16055	2	MOUNT EVEREST SECONDARY BO	60.2	53	75.1	54.2	48.3	53.4	67	67	8	56	3	0	67	0	0	46.29	
SIRAHA	16056	2	NAVODAYA AWASIYA MA VI BISH	31.7	52.3	47.9	27.9	31.2	43.8	9	9	0	2	4	0	6	0	3	17.5	
SIRAHA	16057	2	SRIJANA SECONDARY ENGLISH BO	57.3	58.1	70.8	54.7	64.2	51.6	61	61	12	46	2	0	60	0	1	46.48	
SIRAHA	16058	2	HIMALAYA ENGLISH BOARDING SC	41.8	40.8	59.7	50.2	52.9	45.6	13	12	1	10	0	0	11	0	1	40.62	
SIRAHA	16059	1	RAM JANAKI MA VI CHHAJANA VII	18.2	31.8	33.9	19	29.5	31.6	122	120	0	6	30	1	37	0	83	-4.67	
SIRAHA	16060	2	ARUNODAYA AWASIYA MA VI MIR	39.6	50.8	49.1	41.7	42.1	39.7	46	46	1	19	20	0	40	0	6	31.63	
SIRAHA	16062	1	RAMA MAHANTHI YADAV JANTA I	16.6	40.1	42.3	21.3	17.9	32.7	120	120	0	2	8	0	10	0	109	-17.4	
SIRAHA	16063	2	LAHAN MERRY CHILDREN ACADE	54.8	57.5	71.4	48.5	48.9	58.8	33	33	4	24	4	0	32	0	1	43.41	
SIRAHA	16064	1	JANATA MA VI MOHANPUR, KAMA	41.3	46.3	56	35.9	35	40.7	96	95	1	43	21	0	65	0	30	21.36	
SIRAHA	16066	2	LAHAN MANAKAMANA MA VI ENC	56.6	47.9	69.6	52.6	53.6	55.6	77	76	8	63	4	0	75	1	0	45.39	
SIRAHA	16068	1	GOPAL SARYUG NAYAK MA VI BH	24	30.5	25.4	26	28.3	27.1	78	78	0	12	13	2	27	0	51	-1.55	
SIRAHA	16070	2	EVERGREEN ACADEMY SIRAHA	54.7	49.4	75.4	52.2	45.7	43.1	49	49	1	44	3	0	48	0	1	43.24	
SIRAHA	16071	2	NEW CHILDREN ENGLISH BOARDI	44.6	48.9	58	53.2	45.4	52	23	23	3	11	7	0	21	0	2	37.66	
SIRAHA	16072	2	GREEN LAND ENGLISH BOARDING	54.4	59.8	79.4	47.4	60.5	53	29	29	5	22	2	0	29	0	0	46.81	
SIRAHA	16073	2	BAL SANSAR ENGLISH SECONDAR	50.3	51.4	68.5	34.4	48.3	49.2	26	26	1	18	6	0	25	0	1	40.38	
SIRAHA	16074	2	MITHILA SARASWATI BOARDING S	43.6	54.9	61.4	29.6	33.1	47.7	45	44	1	19	12	0	32	0	12	23.86	
SIRAHA	16075	1	PUNYALAL MADANLAL SHRESTHA	17.5	29.8	26.4	22.7	33.8	30.1	81	81	0	4	17	2	23	0	58	-6.21	
SIRAHA	16076	1	JANATA MA VI BRAHMAPURI, ARN	17.1	41.7	34.3	23.7	30.4	28	78	76	0	7	19	2	28	0	48	-1	
SIRAHA	16077	1	SHARADA MA VI RAMPUR BIRTA	14.1	22.5	15.1	16.1	17.6	20.1	78	73	0	1	7	0	8	0	65	-16.2	
SIRAHA	16078	2	LOTUS ENG. BOARDING SCHOOL I	56.4	61.1	73.4	53.6	44.4	58	52	52	15	32	1	0	48	0	4	43.92	
SIRAHA	16079	2	MANOKAMANA EDUCATIONAL AC	29.5	44.2	32.6	26.8	25.3	38.2	40	37	0	4	15	0	19	0	18	7.6	
SIRAHA	16080	2	THE DYNAMIC SECONDARY BOAR	25.7	40.5	42.3	26	21.9	39.3	23	21	0	2	4	0	6	0	15	-5.36	
SIRAHA	16081	3	PASHUPATI ADARSHA MA VI LAHA	20.1	41.9	42.9	18.2	28.3	31.7	75	71	0	1	22	0	23	0	48	-4.12	

**PERFORMANCE OF ALL SCHOOLS IN SLC EXAMINATION BY DISTRICTS**  
**2071 BS (2015 AD)**

DISTRICT	SCODE	ST	SCHOOL	AVERAGE MARKS IN COMP. SUBJECTS						STUDENT		PASS DIVISION					WLD	FLD	SEM
				ENG	NEP	MAT	SCI	SOC	HPE	TAP	TAPRD	DIS	FIR	SEC	TIR	PASS			
SIRAHA	16082	1	BAL MANDIR MA VI SIRAHA	19.1	27	26.7	13.7	22	24.3	64	61	0	5	7	2	14	0	47	-8.99
SIRAHA	16083	1	JANTA MA VI FULBARIYA-3	31.6	36	37.6	34.5	43	35.9	60	58	3	21	5	1	30	0	28	11.86
SIRAHA	16084	1	JANATA MA VI AYODHYANAGAR	24	33	35.9	20.9	27.5	30.2	97	91	0	7	27	5	39	0	52	1.94
SIRAHA	16085	2	MODEL EDUCATIONAL ACADEMY	36.5	40.2	47.2	22.3	27.8	33.4	13	13	0	2	4	0	6	0	7	5.19
SIRAHA	16086	2	INDRA JAY BHAGAWATI AAWASYI	28	49.2	46.9	35	37.1	37.3	27	26	0	8	15	0	23	0	3	30.72
SIRAHA	16087	2	MOTHERLAND EDUCATIONAL AC	61.4	60.1	79.9	61.6	55.1	53.7	7	7	5	1	0	0	6	0	1	46.07
SIRAHA	16088	2	SOFTECH U MAVI LAHAN 3 ,SIRAH	47.7	47	72.8	42.5	45.5	36.7	6	6	0	5	0	0	5	0	1	33.75
SIRAHA	16089	2	CHANDRA JYOTI SECONDARY BO	24.8	42.8	30.6	27.7	30.6	36.2	21	20	0	2	8	2	12	0	8	11.4
SIRAHA	16090	1	SHREE MA VI LAGADI GADIYANI	13.5	25.5	16.6	15.9	27.2	21.2	48	47	0	0	3	0	3	0	44	-18.9
SIRAHA	16091	2	DEV IDEAL ENGLISH SCHOOL LAH	37	49.9	43.5	32.8	55	48.5	41	40	1	16	21	0	38	0	2	36.09
SIRAHA	16092	2	SISHU JYOTI AWASIYA SCHOOL DE	48.8	53.4	56.6	45.6	46.7	48.3	78	78	2	44	28	2	76	0	2	39.08
SIRAHA	16093	1	JANTA MA VI KHOKSI	18.2	26	21.3	19	32.1	28.8	83	83	0	3	9	1	13	0	69	-13.1
SIRAHA	16094	2	B.Y.M. MODEL BOARDING SCHOOL	41.3	52.5	51	35.1	40.9	40.8	89	89	0	26	46	1	73	0	16	26.81
SIRAHA	16095	2	POLAR STAR SECONDARY ENGLISH	60.8	62.2	76.2	59.4	56.4	58.6	50	50	18	32	0	0	50	0	0	50.4
SIRAHA	16096	2	LAHAN BRIGHT FUTURE ACADEMY	26.5	33.4	47.3	31.9	29.4	40	8	6	0	3	3	0	6	0	0	39.38
SIRAHA	16097	2	TIMES SCHOOL RAMNAGAR	59.6	65.4	76.3	59.5	58.9	58.9	64	64	21	42	1	0	64	0	0	49.75
SIRAHA	16098	2	SIDDHARTHA SISHU NIKETAN ENG	31.6	45.7	52.7	34	38.9	38.2	21	21	0	9	9	0	18	0	3	30.54
SIRAHA	16099	1	SHREE MA VI GOBINDAPUR	18.1	28.2	27.3	17.8	22.4	34.7	83	80	0	1	22	1	24	0	56	-5.61
SIRAHA	16100	1	JANATA MA VI LAXMINIYA	11.8	20.8	14.6	8.6	13.4	17.2	47	47	0	0	1	0	1	0	46	-21.3
SIRAHA	16101	1	SHREE MA VI, BALKAWA	17.5	37.4	31.7	20.7	30.5	25.2	38	38	0	2	4	1	7	0	31	-11.8
SIRAHA	16102	1	SHREE MA VI HANUMANNAGAR	29.4	46	55.6	24.7	24.6	37.2	69	69	0	6	22	0	28	0	41	1.3
SIRAHA	16103	1	SHREE MA VI KRISHNAPUR	29.2	42.3	45.6	32.6	46.1	42.4	29	29	0	10	9	0	19	0	10	18.23
SIRAHA	16104	1	BABUJI RAY JUWAI MA VI PHULBA	36.1	42.5	35.6	30.5	31.6	37	69	68	2	23	7	0	32	0	36	8.55
SIRAHA	16105	1	SHREE MA VI PADARIYA	16.5	28	22	18.5	16.4	30.7	107	105	0	3	13	1	17	0	88	-13.2
SIRAHA	16106	2	MOUNT EVREST MA VI ASANPUR	48.5	49.1	57.4	48.7	57.5	47.1	46	46	3	31	10	0	44	0	2	40.6
SIRAHA	16107	2	G B SHAW THE ELITE ENGLISH SCH	54.2	55.6	74.1	58.4	56.3	58.9	37	36	16	18	2	0	36	0	0	51.04
SIRAHA	16108	1	JANTA MA VI KARUNYAH	28.2	23.2	31.8	24.4	19.5	25.3	37	36	0	2	4	1	7	0	29	-11.2
SIRAHA	16109	2	NEPAL AVALANCHE ACADEMY	49.8	48.4	58.2	41.4	42.7	43.1	19	19	0	10	7	0	17	0	2	33.75
SIRAHA	16110	1	RAMESH MAHATO JANTA MA VI P	26	31.6	33.6	33	38.1	30.2	65	65	0	5	32	0	37	0	28	10.38
SIRAHA	16111	2	LAHAN PARAGON PUBLIC SCHOOL	49.4	52.1	68.1	54.4	48.2	59.5	42	42	7	34	1	0	42	0	0	47.23
SIRAHA	16112	2	LORD BUDDHA UNIQUE ACADEMY	49	44.6	74.1	43.3	41.3	40.1	12	11	0	11	0	0	11	0	0	45
SIRAHA	16113	2	SARASWATI MODEL ACADEMY	46.1	45.5	64.5	34.5	44.4	47.3	27	27	1	12	12	0	25	0	2	35.56
SIRAHA	16114	2	BUDDHA MEMORIAL BOARDING S	48.9	48.8	65.4	38.3	53.6	45.7	27	24	0	22	2	0	24	0	0	44.06

**PERFORMANCE OF ALL SCHOOLS IN SLC EXAMINATION BY DISTRICTS**  
**2071 BS (2015 AD)**

DISTRICT	SCODE	ST	SCHOOL	AVERAGE MARKS IN COMP. SUBJECTS						STUDENT		PASS DIVISION						WLD	FLD	SEM
				ENG	NEP	MAT	SCI	SOC	HPE	TAP	TAPRD	DIS	FIR	SEC	TIR	PASS				
SIRAHA	16115	1	MA.VI. BISHNUPUR DADHAUL	31.6	29.9	36.6	33.7	21.8	31	54	53	0	10	11	0	21	0	32	1.91	
SIRAHA	16116	2	BISHNU CHARAN SHRESTHA MA. V	12.1	30.5	23.8	16.3	24.5	31	33	33	0	0	2	1	3	0	30	-17.7	
SIRAHA	16117	1	MA. VI. MAHADEWA PORTAHA-1	32.9	34.3	30.5	32.8	28.7	31	44	44	0	5	15	2	22	1	21	6.97	
SIRAHA	16118	2	BABY ANGEL SEC.BORD.SCHOOL,L	55.3	62.8	83.9	62.1	63.7	63.3	9	9	3	6	0	0	9	0	0	50	
SIRAHA	16119	1	MAVI MAHESHBARI	33.5	33.6	34.6	35.7	29.3	31.2	62	62	0	9	22	0	31	0	31	7.26	
SIRAHA	16120	1	MAVI HAKPARA	16.5	27	23.4	20.7	30.7	27.8	43	42	0	3	8	1	12	0	30	-5.86	
SIRAHA	16121	2	SHARADA NAMUNA ACADEMY PV	48	53.1	71.2	51	57	54.2	64	60	18	40	1	0	59	0	1	48.19	
DOLAKHA	17001	1	JIRI MA VI JIRI	35.6	47.8	40	42.8	37.6	47.7	65	65	0	18	31	0	49	0	16	23.02	
DOLAKHA	17002	1	BHIM MA VI SUNTOPAR DOLAKHA	32.2	49.4	36.3	25.9	49.5	42.5	50	50	1	8	22	0	31	0	19	14.7	
DOLAKHA	17003	1	KSHAMAWOTI MA VI SUSPA	24.7	44	26.5	20.6	41	38.6	57	56	0	3	16	1	20	0	36	-1.98	
DOLAKHA	17004	1	TRIBHUVAN MA VI MELUNG	25.8	36.8	32.5	27.8	29.9	37.6	37	35	0	1	18	1	20	0	15	9.69	
DOLAKHA	17005	1	BAITESHWOR MA VI NAMDU	32.6	53	30	21.7	46.5	49.4	72	72	1	10	25	0	36	0	36	7.55	
DOLAKHA	17006	1	SHANTI ADARSHA MA VI LADUK	21	36.5	17.3	23.4	43.7	27.2	23	21	0	2	4	0	6	0	15	-5.36	
DOLAKHA	17007	1	KALINCHWOK MA VI LAMACHAUR	32.4	45.2	38.3	31.8	36.3	39.5	105	104	0	26	40	1	67	0	37	16.46	
DOLAKHA	17008	1	GOLMESHWOR MA VI MALU	32.4	43.3	22	25.8	32.8	39.1	51	51	0	7	5	0	12	0	39	-7.72	
DOLAKHA	17009	1	SATYASHWAR MA VI PAWATI	27.6	51.2	36.1	33.5	31	33.7	60	59	0	7	18	0	25	0	34	2.67	
DOLAKHA	17010	1	DURGA MA VI MAGADEURALI	31.1	38.8	19.8	23.6	48.9	33	50	49	0	5	9	0	14	0	35	-5.28	
DOLAKHA	17011	1	SURKE MA VI KHARIDHUNGA	29.3	48	23.9	30.5	52	40.2	26	26	0	5	5	0	10	0	16	1.3	
DOLAKHA	17012	1	HANUMANTESHWAR MA VI KABRI	40	56.6	44.9	47	48.5	40.1	108	107	4	44	44	0	92	0	15	31.47	
DOLAKHA	17013	1	AMAR MA VI JHULE BHATTERCHO	21.7	39.5	27	23.7	37.3	43.2	54	54	0	2	9	0	11	0	43	-10.6	
DOLAKHA	17014	1	GARJANGA DHUNGA MA VI PUMPA	22.4	38.6	28.9	17.7	35.7	27.1	27	26	0	3	6	1	10	0	16	0.06	
DOLAKHA	17015	1	HILEPANI SAN MA VI HILEPANI LA	22.4	38.5	16.6	17.5	46.9	39.9	50	50	1	3	5	0	9	0	41	-11.2	
DOLAKHA	17016	1	KALINAG MA VI SUNKHANI	29.6	54.4	38.6	32	46	44	57	57	0	11	26	0	37	0	20	16.18	
DOLAKHA	17017	1	NILAKANTHESHWOR HIGHER SEC	29.3	36.9	25.1	24.7	29.7	39.6	57	57	1	7	7	0	15	0	42	-5.86	
DOLAKHA	17018	1	KALIKA MA VI HANWA	31	54.1	45.3	31.4	43.6	34.1	35	35	0	7	20	0	27	0	8	23.14	
DOLAKHA	17019	1	MAHENDRODAYA MA VI MATI	26.7	47	31.8	24	52.1	42.2	38	38	0	6	11	0	17	0	21	4.44	
DOLAKHA	17020	2	EPARD SECONDARY BOARDING SC	58.5	67.4	71.6	48.4	66.6	59.2	17	17	3	14	0	0	17	0	0	47.65	
DOLAKHA	17021	1	PASHUPATI KANYA MANDIR MA V	20.7	44.3	22.6	19.6	40.1	41.3	31	31	0	2	5	0	7	0	24	-9.07	
DOLAKHA	17022	1	HALESHWAR MA VI SURI TINEKHU	29.5	46.6	30.8	22.1	42.9	38.9	40	40	0	3	14	0	17	0	23	2.25	
DOLAKHA	17023	1	HIMALAYA MA VI KHOPACHAGU	24.2	50.8	22.6	24.9	41.8	49	30	30	0	5	1	0	6	0	24	-9.38	
DOLAKHA	17024	1	KALIKA MA VI SUNDRAWATI	25.4	49.3	41.6	30.5	48.4	40.6	37	36	0	9	15	0	24	0	12	17.81	
DOLAKHA	17025	1	JANA JYOTI MA VI GAIRIMUDI	32.5	48.6	29.9	37.2	45.2	32.2	69	69	0	12	22	0	34	0	35	7.17	
DOLAKHA	17026	1	KSHATRAWATI MA VI KSHATRAPA	35.8	46.9	50.2	37.5	47.5	45.4	62	62	1	16	31	0	48	0	14	24.38	

**PERFORMANCE OF ALL SCHOOLS IN SLC EXAMINATION BY DISTRICTS**  
**2071 BS (2015 AD)**

DISTRICT	SCODE	ST	SCHOOL	AVERAGE MARKS IN COMP. SUBJECTS						STUDENT		PASS DIVISION					WLD	FLD	SEM
				ENG	NEP	MAT	SCI	SOC	HPE	TAP	TAPRD	DIS	FIR	SEC	TIR	PASS			
DOLAKHA	17028	1	KUTI DANDA MA VI MAKABARI	35.4	58.5	31.1	26.2	51.8	53.7	64	63	0	18	14	0	32	0	31	9.29
DOLAKHA	17029	1	KALIKA MA VI PHASKU DARKHA	28.3	46.9	30.4	32.6	32.4	34.4	31	31	0	8	6	0	14	0	17	5.81
DOLAKHA	17030	1	LAXMI MA VI SUKATHOKAR GHYA	22.5	40	15.5	16.4	40.2	40.9	31	30	0	2	3	0	5	0	25	-12.4
DOLAKHA	17031	2	TRIPURA GLORIOUS ACADEMY CH	58.3	58.9	69.9	45	57.4	56.7	24	24	2	22	0	0	24	0	0	46.25
DOLAKHA	17032	1	DEVI MA VI BONCH	28.8	48.8	41.1	39.2	39.7	42	35	35	0	8	17	1	26	0	9	21.58
DOLAKHA	17034	1	NARAYANI MA VI BHIRKOT	30.2	56.6	30.4	23.4	57	48	25	25	0	9	4	0	13	0	12	10.8
DOLAKHA	17035	1	KALIKA MA VI GHYANG SUKATHO	24.1	49.3	23.8	20.6	33.4	29	47	45	0	2	8	1	11	0	34	-8.47
DOLAKHA	17036	1	KALLABARI MA VI DUDHAPOKHA	26.5	43.5	24.9	20.9	38.5	36.2	44	44	0	2	6	2	10	0	34	-9.65
DOLAKHA	17037	1	BIRENDRA MA VI KATAKUTI	18	43.4	14.2	19.1	38.2	34.4	45	44	0	0	1	1	2	0	42	-20.2
DOLAKHA	17038	1	SITAPAILA MA VI JAPHE	27.2	50.1	37.8	28.5	37	41.1	45	45	0	6	14	2	22	0	23	6.07
DOLAKHA	17039	1	SURKE MA VI BHANDARE LAKURI	27.9	42.8	34.2	32.1	48.9	38.9	36	34	0	8	10	0	18	0	16	9.93
DOLAKHA	17040	1	BAUDDHA BHUWANESHWARI MA	32.7	49	34.7	33.8	43.6	38.1	30	30	0	5	13	0	18	0	12	13.13
DOLAKHA	17041	2	THE RISING STAR ENGLISH BOARD	62	67.6	78.4	51.3	64.2	59.4	44	44	17	27	0	0	44	0	0	50.8
DOLAKHA	17042	1	KALIDHUNGA MA VI MIRGE-7 MAJ	27.5	32.8	22	26.2	30.7	36.5	51	51	0	5	6	0	11	0	40	-9.26
DOLAKHA	17043	1	KALINAG MA VI LAMIDANDA-6 SIN	30.6	47.4	39.2	34.6	45.4	44.4	54	53	1	14	14	0	29	0	24	11.75
DOLAKHA	17044	1	GAURISHANKAR MA VI LAMABAG	32	40	24.4	32.6	55.3	29.9	23	23	0	2	5	0	7	0	16	-4.4
DOLAKHA	17045	2	MOUNT VALLEY ACADENY CHARI	56.3	62.2	65.5	44.4	58	58.5	33	33	7	24	1	0	32	0	1	45.8
DOLAKHA	17046	1	SHREE MANEDANDA SECONDARY	29.3	48.2	24	32	55.9	36.3	51	51	0	11	6	0	17	0	34	-1.32
DOLAKHA	17047	1	LAPILANG SECONDARY SCHOOL L	24.8	47.7	37.3	29.4	49.6	38.5	60	60	0	13	16	0	29	0	31	7.13
DOLAKHA	17048	1	MAHENDRA MA VI CHYAMA	28.4	43.9	37	27.2	40.6	48.2	56	56	0	10	13	0	23	0	33	2.61
DOLAKHA	17049	1	JALPASHWORI SECONDARY SCHO	20.6	48.5	24.7	16.9	41.1	48.8	32	32	0	2	6	0	8	0	24	-7.73
DOLAKHA	17050	1	BUDHABHIMSEN SECONDARY SCH	35.7	54.3	50.4	26.9	55	53.8	19	19	0	10	6	0	16	0	3	30.79
DOLAKHA	17051	1	NIKOBHUME SECONDARY SCHOOL	20.9	45.7	27.3	22	40.4	44.2	34	31	0	4	9	0	13	0	18	2.54
DOLAKHA	17052	1	JANAJAGRITI SECONDARY SCHO	26.2	41.4	29.3	23.7	30.3	38	47	46	0	2	16	0	18	0	28	0
DOLAKHA	17053	2	KHIMTI PROJECT SCHOOL SHAHAR	61.5	65.4	72.8	40.6	65.7	60.5	35	35	5	28	0	0	33	0	2	43.29
DOLAKHA	17054	1	BHIM MA VI BHEDPU SAILUNG	27.2	49.5	24.4	18.7	38.4	35.2	34	34	0	5	6	0	11	0	23	-2.65
DOLAKHA	17055	1	DANDAKHARKA MA VI DANDAKH	20.2	37.3	29	17.5	35.9	34.2	63	60	0	3	14	2	19	0	41	-4.45
DOLAKHA	17056	1	THULOPATAL MA VI THULOPATAL	27.2	45.2	26.3	24.2	42.6	28.6	19	19	0	1	5	1	7	0	12	-1.7
DOLAKHA	17057	1	SHARADA MA VI SHAILUNGESHW	22.1	45.9	19.2	15.4	38.5	43.2	57	57	0	3	7	0	10	0	47	-12
DOLAKHA	17058	1	NABIN MA VI BHUSAFEDA	17.4	35.5	17.8	17.9	32.3	32.8	21	19	0	0	2	1	3	0	16	-14.1
DOLAKHA	17059	1	HIMALAYA MA VI CHILANKHA	22.5	38.7	14.6	20.6	45.4	31.3	11	10	0	1	0	0	1	0	9	-15.8
DOLAKHA	17060	1	KALAPANI MA VI JAPHE	24	50.7	27	26.3	38.4	35.3	23	23	0	1	7	0	8	0	15	-2.45
DOLAKHA	17061	1	SITKA MA VI SUNKHANI	33.6	54.7	46.1	39.9	49	43	21	20	0	8	8	0	16	0	4	27

**PERFORMANCE OF ALL SCHOOLS IN SLC EXAMINATION BY DISTRICTS**  
**2071 BS (2015 AD)**

DISTRICT	SCODE	ST	SCHOOL	AVERAGE MARKS IN COMP. SUBJECTS						STUDENT		PASS DIVISION					WLD	FLD	SEM
				ENG	NEP	MAT	SCI	SOC	HPE	TAP	TAPRD	DIS	FIR	SEC	TIR	PASS			
DOLAKHA	17062	1	AAJADI MA VI MELUNG	26.9	51.8	40.4	26	37.1	41.3	26	26	0	2	13	0	15	0	11	10.82
DOLAKHA	17063	1	JALDEVI MA VI KABRE	31.4	46.8	39.5	41.2	41.7	31.8	24	24	0	5	12	1	18	0	6	21.62
DOLAKHA	17064	1	KALIKA MA VI NAMDU	23.7	47.5	25.6	33.7	43.3	28.1	30	30	0	2	8	0	10	0	20	-3
DOLAKHA	17065	1	SHARADA MA VI BULUNG	22.1	30.7	20.7	15.7	35	28.6	37	36	0	1	8	1	10	0	26	-6.83
DOLAKHA	17066	1	GAURI SHANKAR MA VI BIGU	32.1	52.2	46.5	33.2	43.6	49.1	14	14	0	4	8	1	13	0	1	32.25
DOLAKHA	17067	1	BHUME GUMBA MA VI CHANKHU	36.2	42.9	45.6	25.1	36.8	33.7	16	16	0	3	7	1	11	0	5	17.67
DOLAKHA	17069	3	KALINCHWOK U MA VI CHARIKOT	15.5	30.1	13.4	12.2	28.4	30	65	55	0	0	4	3	7	0	48	-15.9
DOLAKHA	17070	1	BHAGAWATI MA VI LAMIDANDA-7	28.7	44.5	24.4	32.2	57.8	33.7	22	22	0	3	6	0	9	0	13	2.05
DOLAKHA	17071	1	SAGUTE MA VI PHASKU-2	34.3	50.5	39.9	28.4	46.5	44.9	44	44	0	13	15	0	28	0	16	16.62
DOLAKHA	17072	1	BISHNU MA VI GAIRIMUDI-2	30.5	45.5	38.7	35	46.2	26.7	10	10	0	0	8	0	8	0	2	22.5
DOLAKHA	17073	1	SIDDHESHWOR MA VI MALU-2	34.1	47.8	27.3	28.1	30.9	45.8	15	15	0	1	4	0	5	0	10	-3
DOLAKHA	17074	2	AANKURA ENGLISH BOARDING SC	53.2	65.2	73	45.6	59.3	56.6	17	17	4	12	1	0	17	0	0	47.87
DOLAKHA	17075	1	JUKE MA VI BHEDPU	24.9	46.6	21.1	15.9	46.9	43.3	20	20	0	0	4	0	4	0	16	-11.3
DOLAKHA	17076	1	JANAPRABHAT MA VI JHULE	22.6	39.8	35.7	21	45.4	38.8	26	25	0	4	4	0	8	0	17	-2.7
DOLAKHA	17077	1	THAMPU SECONDARY SCHOOL , A	20.3	36.6	20.1	18.6	31.8	38.6	29	24	0	3	3	0	6	0	18	-7.03
DOLAKHA	17078	1	GUPTESHWOR MA VI MALU-8	26.3	31.8	8.7	16.4	22.4	29.3	11	10	0	0	0	0	0	0	10	-22.5
DOLAKHA	17079	1	KALIDEVI SECONDARY SCHOOL, T	21.8	36.8	14.6	15.8	34.6	17.6	12	12	0	0	0	0	0	0	12	-22.5
DOLAKHA	17080	1	KHARE SECONDARY SCHOOL, KHA	25.3	35.6	24	18	31	29.7	23	23	0	1	5	1	7	0	16	-5.32
DOLAKHA	17081	1	BHUMESTHAN SECONDARY SCHO	19	39.5	33.5	27.9	19.2	25	22	22	0	0	2	0	2	0	20	-17.4
DOLAKHA	17082	1	DHUNGESWORI SECONDARY SCH	34.4	54.5	34.8	27.2	42.5	30.8	58	58	3	11	6	0	20	0	38	0.39
DOLAKHA	17083	1	JANAJYOTI SECONDARY SCHOOL,	25.1	46.5	38.4	31.1	47.8	40.5	18	18	0	2	10	2	14	0	4	21.42
DOLAKHA	17084	1	TRIKUTESHWAR SECONDARY SCH	18.9	42.6	12.7	13.9	33.3	31.5	60	59	0	1	3	0	4	0	55	-18.5
DOLAKHA	17085	1	BHANGERI SECONDARY SCHOOL,	21.5	42.3	31	25.1	32.8	35.2	21	21	0	1	3	1	5	0	16	-9.04
DOLAKHA	17086	1	BALODAYA SECONDARY SCHOOL,	16.9	34.7	11.7	14.9	37	28.9	7	6	0	0	0	0	0	0	6	-22.5
DOLAKHA	17087	1	HIMWARTI MA VI, MARBU	23.8	47.8	38.5	22.8	38.5	35	4	4	0	0	2	0	2	0	2	5.63
DOLAKHA	17088	2	ALPINE PUBLIC SCHOOL, CHARIK	54.3	68.2	78.8	50.3	63.3	60.1	23	23	9	14	0	0	23	0	0	50.87
DOLAKHA	17089	1	KALIKA MA VI, THULOPATAL-6	24	37.8	19.8	15.6	38.6	19.4	5	5	0	0	1	0	1	0	4	-11.3
DOLAKHA	17090	1	KALIBHUME MA VI, KATAKUTI-1	27.3	48.2	28.4	18.3	42.3	42.6	29	29	0	1	8	0	9	0	20	-4.66
DOLAKHA	17091	2	SUNRISE ACADAMY ENGLISH BOA	53.8	60.7	64.8	54.9	58.5	57.2	13	13	1	12	0	0	13	0	0	46.15
DOLAKHA	17092	1	MAGAPAUWA MA. VI., MAGAPAUW	24.9	47.7	18.1	21.9	38.5	38.9	20	20	0	0	4	0	4	0	16	-11.3
DOLAKHA	17093	1	SHREE BHIM MA.VI. BHEDPU	23.9	48	19.3	20.2	36.1	40.6	29	28	0	2	4	0	6	0	22	-9.64
DOLAKHA	17094	1	SHREE SAHID SMRITI ABASIYA MA	51.9	62.9	48.1	29.9	54.9	53.1	17	17	0	12	3	0	15	1	1	36.4
RAMECHHAP	18001	1	GAURISHANKAR MA VI RAMECHH	25.6	51.9	25.5	25.5	39.8	44	91	91	1	9	24	0	34	0	57	-0.08

**PERFORMANCE OF ALL SCHOOLS IN SLC EXAMINATION BY DISTRICTS**  
**2071 BS (2015 AD)**

DISTRICT	SCODE	ST	SCHOOL	AVERAGE MARKS IN COMP. SUBJECTS						STUDENT		PASS DIVISION						WLD	FLD	SEM
				ENG	NEP	MAT	SCI	SOC	HPE	TAP	TAPRD	DIS	FIR	SEC	TIR	PASS				
RAMECHHAP	18002	1	SHARADA MA VI THOSEBAZAR	30.2	53.7	30.8	17.8	44.3	41.2	79	79	0	8	20	0	28	0	51	-1.42	
RAMECHHAP	18003	1	HIMGANGA MA VI SANGHUNTAR	21.9	42.1	18.7	19.7	31.9	38.1	54	53	0	3	13	0	16	0	37	-4.88	
RAMECHHAP	18004	1	BHIMESHWAR RUDRA MA VI CHIS	26	48.2	27.6	25.3	40.3	45.7	60	60	0	10	14	0	24	0	36	1.88	
RAMECHHAP	18005	1	SIDDHESHWAR MA VI BAMTI BHA	22.5	40.7	12.6	14.3	27.1	28.1	71	70	2	2	6	0	10	0	60	-13.4	
RAMECHHAP	18006	1	SATLINGESHWAR MA VI GUNSI	31.3	45.5	44	28.2	23.1	37.9	92	91	1	12	22	0	35	0	56	0.91	
RAMECHHAP	18007	1	PRAYAGESWAR MA VI PHULPA PA	29.9	55.1	39	24.3	43	39.4	55	55	1	16	6	0	23	0	32	4.77	
RAMECHHAP	18008	1	KHADA DEVI MA VI MAJHUWA	29.2	41.7	42.1	26.5	47.7	33.1	34	34	0	5	20	2	27	0	7	23.25	
RAMECHHAP	18009	1	TAMAKOSHI JANJAGRITI MA VI KH	29.4	49.2	25.5	19.8	41	40	89	89	1	5	23	1	30	0	59	-2.72	
RAMECHHAP	18010	1	JANAJAGRATI MA VI PAKHRIBAS E	25.7	49.7	32.6	27.5	31.1	45	91	91	0	12	28	2	42	0	49	4.73	
RAMECHHAP	18011	1	KUSHESHWOR MA VI BETHAN	29.9	51.9	28.2	17.5	27.6	34.8	45	45	0	5	9	1	15	0	30	-2.72	
RAMECHHAP	18012	1	KAKLING MA VI DORAMBA	20.6	33.5	12.3	16.6	21.5	26.4	107	102	0	0	8	3	11	0	91	-16.7	
RAMECHHAP	18013	1	TRIPURESHWAR MA VI DURAGAU	29.9	53	36.2	26.3	43	42.6	37	37	0	4	15	0	19	0	18	7.6	
RAMECHHAP	18014	1	MANTHALI UCHCHA MA VI MANTI	36.6	63.6	47.5	29.7	49.8	48.9	136	136	12	55	35	0	102	0	34	26.55	
RAMECHHAP	18015	1	SHARADA SAN MA VI BABIYAKHA	29.3	49.4	25.6	15.9	41.2	34.4	17	17	0	1	3	0	4	0	13	-8.6	
RAMECHHAP	18016	1	SETI DEVI MA VI SALU	22	49	24.5	18.9	38.3	46.3	52	52	1	6	10	0	17	0	35	-2.31	
RAMECHHAP	18017	1	SHARADA MA VI SAWADADA GELI	21.4	44	30	27.6	28.6	42.9	40	40	0	2	11	0	13	0	27	-3.66	
RAMECHHAP	18018	1	CHANDESHWARI HIGHER SECOND	21.7	44.5	14.3	14.8	34.4	27.3	32	31	0	0	5	1	6	0	25	-11.9	
RAMECHHAP	18019	1	PASHUPATI MA VI NAGSIWA	27.5	40.6	48.9	29.1	35.4	34.5	32	32	0	6	12	2	20	0	12	14.16	
RAMECHHAP	18020	1	NILKANTHESWAR MA VI KATHJOR	21.2	41.9	26.5	26.1	28.6	37.3	75	75	0	6	17	0	23	0	52	-4.35	
RAMECHHAP	18021	1	KANTHESHWAR MA VI TOKARPUR	26.8	46.3	43.4	29.3	43.4	32.7	58	58	0	5	34	6	45	0	13	21.1	
RAMECHHAP	18022	1	MA VI DAHU	39	56.6	59.1	42.7	53.6	45	30	30	1	19	10	0	30	0	0	41.75	
RAMECHHAP	18023	1	KALIKA MA VI LAKHANPUR	38.3	50.7	28.5	25.5	37.8	33.1	146	145	5	19	34	0	58	0	87	2.38	
RAMECHHAP	18024	1	KRISHNA BARNESHWAR MA VI MA	17.8	42.2	15.6	17.8	22.4	31.4	45	45	0	1	5	0	6	0	39	-14.7	
RAMECHHAP	18025	1	KAILESHWAR MA VI GUPTESHWAR	19	39.2	11.9	6.9	36.5	31.6	33	33	0	0	2	0	2	0	31	-19.1	
RAMECHHAP	18026	1	KAMALA DEVI MA VI NAMADI	25.2	48.5	25	20.7	42.7	39.5	73	72	0	7	20	0	27	0	45	-0.31	
RAMECHHAP	18027	1	JANATA MA VI KOLANJOR RAMPU	24.5	51.2	21	19.7	41.9	47.3	39	39	0	6	6	0	12	0	27	-3.46	
RAMECHHAP	18028	1	SHREE NAWA DARSHAN HIGHER S	23.3	42.5	27.4	29.9	24.6	43.9	55	54	0	4	9	0	13	0	41	-8.12	
RAMECHHAP	18029	1	SURKE DEURALI MA VI DADUWA S	24.8	42.1	40.7	28.1	41.2	32.7	64	64	0	3	33	5	41	0	23	13.3	
RAMECHHAP	18030	1	RUDRAKSHESHWAR MA VI MUGIT	21.4	42.8	26.8	18.3	32	38.3	48	48	0	7	9	0	16	0	32	-2.11	
RAMECHHAP	18031	1	CHANDESHWARI MA VI GOTH PANI	28.2	51.2	23.6	19	38.5	37	55	55	0	8	7	0	15	0	40	-5.52	
RAMECHHAP	18032	1	BUDDHA BHAWANI MA VI MAKAD	18.8	43.3	20.1	13.3	34	28.2	35	35	0	2	3	0	5	0	30	-13.8	
RAMECHHAP	18033	1	BAL MA VI KHANIYAPANI BHIRKO	28	39.9	42	27.5	33.7	34.7	39	39	0	5	13	3	21	0	18	8.48	
RAMECHHAP	18034	1	JHATTESHWAR MA VI DHOBI NAGI	21	42.4	20.6	18.7	27.5	29.1	56	55	0	5	9	0	14	0	41	-7.16	



**PERFORMANCE OF ALL SCHOOLS IN SLC EXAMINATION BY DISTRICTS**  
**2071 BS (2015 AD)**

DISTRICT	SCODE	ST	SCHOOL	AVERAGE MARKS IN COMP. SUBJECTS						STUDENT		PASS DIVISION					WLD	FLD	SEM
				ENG	NEP	MAT	SCI	SOC	HPE	TAP	TAPRD	DIS	FIR	SEC	TIR	PASS			
RAMECHHAP	18035	1	STHANAPATI MA VI BANGESALLA	11.3	22.8	10	10.5	17.1	27.4	84	77	0	1	3	0	4	0	73	-19.4
RAMECHHAP	18036	1	BHRINGESHWAR MA VI BIJULIKOT	25.9	53.2	30.2	22	24.4	32.1	21	21	0	1	6	0	7	0	14	-3.21
RAMECHHAP	18038	1	BHARATEE MA VI MEGARPA BHAI	18.8	45.2	22.8	18.3	24.8	30.4	46	46	0	3	3	0	6	0	40	-14.4
RAMECHHAP	18039	1	SHIVALINGESWOR MA VI TAMCHE	28.9	41.2	41	15.1	18.2	33.9	41	41	0	2	4	0	6	0	35	-13.7
RAMECHHAP	18040	1	SHITALA DEVI MA VI DEURALI	18.7	39.2	11.2	10.7	27	31	49	49	0	0	2	0	2	0	47	-20.2
RAMECHHAP	18041	1	GOKUL GANGA MA VI RASNALU P.	23.6	45.6	23.1	21.5	32.1	31.4	95	95	0	6	19	1	26	0	69	-6.5
RAMECHHAP	18042	1	MANEDANDA MA VI PINGKHURI	17.6	35.9	12	11.1	32.3	23.1	37	37	0	0	3	0	3	0	34	-17.9
RAMECHHAP	18043	1	CHANDESHWORI MA VI PIPALCHA	15.6	34.1	11.7	14.4	20.6	28.2	50	49	0	1	8	0	9	0	40	-11.9
RAMECHHAP	18044	1	KRISHNAPURI MA VI KHANIYAPAN	34.3	38.7	46.8	22.2	30.1	31.2	29	29	0	4	10	1	15	0	14	7.81
RAMECHHAP	18045	1	JATTESWORY MA VI GARJANG DU	30.1	47.6	25	29.1	35.6	34	28	28	0	3	9	1	13	0	15	4.47
RAMECHHAP	18046	1	MAHALANGUR MA VI GUMDEL	18.1	34.8	9.1	13.4	30.3	28.2	32	32	0	0	2	1	3	0	29	-17.5
RAMECHHAP	18047	1	KALIDEVI MA VI POKHARI BHANJY	19.1	40.1	17.4	14.1	35.6	33.2	42	42	0	2	0	0	2	0	40	-19.3
RAMECHHAP	18048	1	MA VI RAKATHUM	35.2	58.3	43	38.8	30.5	35.1	43	43	0	11	14	0	25	0	18	13.08
RAMECHHAP	18050	1	KRISHNA MA VI TIMU, KHANDADE	31.7	48.1	47.4	29	41.4	33.8	30	30	0	5	19	1	25	0	5	25.92
RAMECHHAP	18051	1	BHAIRABI MA VI SUNARPANI	28.5	64.9	31.5	28.6	40.9	50.7	36	36	0	9	11	0	20	0	16	11.56
RAMECHHAP	18052	1	KHANDA DEVI PRA MA VI CHOPRA	29.6	45.2	37.3	30	39.6	32.6	30	30	0	5	14	1	20	0	10	16.55
RAMECHHAP	18053	2	LITTLE STAR ENGLISH SCHOOL MA	59.3	65.3	70.6	51.4	57.7	57.6	39	39	10	28	1	0	39	0	0	48.56
RAMECHHAP	18055	1	MA VI JYAMIREKHANI KHIMTI	27	61.6	34.7	33.3	32.1	44.2	34	34	0	6	13	0	19	0	15	10.92
RAMECHHAP	18056	1	PRAGATISHIL MA VI BHIRPANI	18.3	37.5	15.9	14.1	18	26.3	36	35	0	1	4	1	6	0	29	-12.8
RAMECHHAP	18057	1	SHREE MA VI HARRE CHINDE	22.9	50.2	32.3	21.2	42.6	38.6	21	21	0	0	3	0	3	0	18	-14.5
RAMECHHAP	18058	1	JANATA MA VI KUMBU KANSTHA	21.1	46.8	17.4	18.5	36.5	33.7	58	58	0	4	11	0	15	0	43	-7.18
RAMECHHAP	18059	1	SHAHID SMRITI MA VI SAIPU	20.8	42.7	29.3	24.6	28.5	34.3	19	19	0	1	6	1	8	0	11	1.26
RAMECHHAP	18060	1	SARASWATI MA VI CHANAKHU	21.1	33.7	23	19.5	29.3	39.5	27	27	0	0	5	0	5	0	22	-12.1
RAMECHHAP	18061	1	BISHNU JANA JYOTI MA VI POHOR	28.6	49.8	34.1	22.9	44.2	41.5	37	37	0	6	12	0	18	0	19	6.69
RAMECHHAP	18062	1	SHREE MA VI SIKRAL GELU	23.5	49.4	31.3	23.5	37.7	34.6	50	49	0	9	13	0	22	0	27	4.82
RAMECHHAP	18063	1	RENUKA DEVI MA VI HIMAGANGA	25	50.8	19.7	22	38.7	37.6	56	55	0	7	8	0	15	0	40	-5.73
RAMECHHAP	18064	1	BHRIGESHWOR MA VI BIJULIKOT-9	26.6	53.4	25.1	25.8	24.3	34.6	32	32	0	3	5	1	9	0	23	-5.93
RAMECHHAP	18065	1	MAHARUDRA MA VI BOLANG BOL	19.7	36.3	9.3	6.5	22.9	25	53	53	0	0	1	0	1	0	52	-21.4
RAMECHHAP	18066	1	BHIMESHWOR PRASUN KANDEL M	24.9	38.7	14.4	14.4	18	30.1	58	58	0	0	4	0	4	0	54	-18.6
RAMECHHAP	18067	3	MANTHALI UCHCHA MA VI MANTI	13.6	32.5	11.2	9	26.5	25.4	13	10	0	0	0	0	0	0	10	-22.5
RAMECHHAP	18068	1	JYOTI MA VI, KHADADEVI-2, GALB	30.6	44.1	44.3	28.9	40.4	35.2	32	32	0	2	21	3	26	0	6	22.99
RAMECHHAP	18069	1	SETI DEVI MA VI GUNSI-9	17.2	35.7	12.7	13.1	23.8	25.8	63	63	0	2	5	1	8	0	55	-15.2
RAMECHHAP	18070	1	KASTHEM MA VI BHUJI-6	27.4	52.2	32.2	26.3	32	38.4	22	22	0	2	8	0	10	0	12	4.09

**PERFORMANCE OF ALL SCHOOLS IN SLC EXAMINATION BY DISTRICTS**  
**2071 BS (2015 AD)**

DISTRICT	SCODE	ST	SCHOOL	AVERAGE MARKS IN COMP. SUBJECTS						STUDENT		PASS DIVISION						WLD	FLD	SEM
				ENG	NEP	MAT	SCI	SOC	HPE	TAP	TAPRD	DIS	FIR	SEC	TIR	PASS				
RAMECHHAP	18071	1	MA VI MANDAR MELCHAUR	34.1	48.4	22.4	20.1	32.6	29.9	25	25	0	0	7	0	7	0	18	-6.75	
RAMECHHAP	18072	1	NAGKANYA MA VI MANTHALI	25.5	45.5	25.1	15.2	30.7	38.4	23	23	0	4	3	0	7	0	16	-3.42	
RAMECHHAP	18073	1	SARASWATI MA VI PRITI-5	20.9	54.7	19.9	22.2	38.2	38	34	34	0	3	4	0	7	0	27	-9.93	
RAMECHHAP	18074	2	TAMAKOSHI ENGLISH BOARDING S	64.8	77.4	89.3	57.4	65.1	62	21	21	18	3	0	0	21	0	0	57.86	
RAMECHHAP	18075	1	MA VI BHANGERI	31.4	53.8	39.2	22.9	47.2	46.7	39	39	0	10	12	0	22	0	17	12.12	
RAMECHHAP	18076	1	BHIMESHWOR MA VI LAKHANPUR	29.3	39.1	39.8	17.4	19.1	32.7	49	49	1	3	9	0	13	0	36	-6.35	
RAMECHHAP	18077	1	MA VI PHARPU-8	26.6	49	19.7	16.1	41.9	42.2	21	21	0	2	4	0	6	0	15	-5.36	
RAMECHHAP	18078	1	JANAKALYAN MA VI CHYASKU OK	27.1	46.5	16	14.9	39.5	39.2	54	54	0	1	7	0	8	0	46	-14	
RAMECHHAP	18079	1	BUDDHA MA VI BISLI, PHULASI-8	22.4	41.9	17.8	23.3	31.3	29.9	39	39	0	3	5	1	9	0	30	-8.9	
RAMECHHAP	18080	1	SIDDHESWOR MA VI SALU-7	30.6	53	30.8	26.6	49.6	46.9	29	29	1	6	7	0	14	0	15	7.89	
RAMECHHAP	18081	1	AGLESHWAR MA VI DIMIPOKHARI	26.4	38.9	20.8	18.2	30.5	28.9	34	34	0	0	10	2	12	0	22	-3.22	
RAMECHHAP	18082	1	KALIKA DEVI MA VI DEURALI-9	27.4	49.7	22.2	20	38.2	34.2	25	25	0	1	6	1	8	0	17	-4.44	
RAMECHHAP	18083	1	JALA DEVI MA VI	27.7	40	39.8	18.9	25.2	29.5	28	28	0	2	7	2	11	0	17	-0.29	
RAMECHHAP	18084	1	MANAKAMANA SECONDARY SCH	25.8	46.8	16.3	15.8	31.8	33.1	12	12	0	1	0	0	1	0	11	-16.9	
RAMECHHAP	18085	1	BUDDHA JANAPRIYA MA VI NAGA	17.4	39.2	18.7	20.8	15.8	28.7	45	44	0	0	5	0	5	0	39	-16.1	
RAMECHHAP	18086	1	HARISIDDHI MA VI	20.8	43.5	21.9	16.1	31.9	30.3	22	22	0	0	4	1	5	0	17	-10.2	
RAMECHHAP	18087	1	HARISIDHDI MA VI CHANAKHU-7	24.9	38.7	29.5	29	37.8	46.2	13	13	0	1	5	0	6	0	7	4.33	
RAMECHHAP	18088	1	KALIKA MA VI BHALUWAJOR-2	33.1	58.1	23.8	20	40.9	41.9	13	13	0	0	6	0	6	0	7	3.46	
RAMECHHAP	18089	1	BALJYOTI S.S. TILPUNG-9	20.3	47.7	32.7	30.3	29.5	45.6	18	18	0	1	6	1	8	0	10	2.58	
RAMECHHAP	18090	1	KRISHNA MA VI HILEDEVI-4	22	35.7	34.8	15.9	23.9	27.7	15	15	0	0	4	1	5	0	10	-4.4	
RAMECHHAP	18091	1	SETIDEVI MA VI CHUCHURE-8	16.1	47.4	19.8	24.2	34.6	36.4	10	10	0	0	2	0	2	0	8	-11.3	
RAMECHHAP	18092	2	KARKALA DEVI ENGLISH BOARDIN	63.8	71.4	69.8	54.4	61.6	57.4	16	16	6	10	0	0	16	0	0	50.63	
RAMECHHAP	18093	1	KHARPANI MA VI	31.4	45.1	38.1	17	19.9	31.8	31	31	0	1	8	0	9	0	22	-5.81	
RAMECHHAP	18094	1	JANJAGRIT MA.VI	19.7	41.8	33.8	20.4	30.2	34.1	19	19	0	1	7	2	10	0	9	6.67	
RAMECHHAP	18095	1	BHIMESHWOR MA.VI. RAMPUR 7	24.5	56.9	21.1	18.9	45	39.7	30	30	0	0	10	0	10	0	20	-3.75	
SINDHULI	19001	1	KAMALA MA VI DHUNGREBAS	23.4	37.2	27.4	15.6	24.3	29.2	44	42	0	0	7	1	8	0	34	-12	
SINDHULI	19002	1	KUSHESHWAR VIDYAPITH MA VI I	16.4	30.5	11.2	13.1	20.9	24.8	59	59	0	0	2	0	2	0	57	-20.6	
SINDHULI	19003	1	JANAJAGRITI MA VI BHIMAN	27.7	38.9	23.3	23.4	31.6	36.2	57	57	0	3	10	2	15	0	42	-7.45	
SINDHULI	19004	1	PRAGATISHIL MA VI JHAGAJHOLI I	22.6	45.7	32.9	16.4	26.2	35.3	84	84	0	10	11	0	21	0	63	-7.1	
SINDHULI	19005	1	KAMALA MA VI BHALUWAHI	30	45.4	28.2	27.9	38.2	36.7	62	62	2	12	4	0	18	0	44	-3.15	
SINDHULI	19006	1	JANAJYOTI MA VI KHURKOT	29.8	44.1	31.1	25.1	36.9	33.1	65	65	0	8	20	1	29	0	36	3.83	
SINDHULI	19007	1	BHAWANI MA VI BHIMSTHAN	27.5	44.9	29.4	23.9	34.9	38.3	47	46	0	0	13	1	14	0	32	-5.59	
SINDHULI	19008	1	CHANDRAWATI MA VI BELGHARI	21.7	37.7	40.4	13.1	25.8	32.7	50	49	0	1	3	4	8	0	41	-13.9	

**PERFORMANCE OF ALL SCHOOLS IN SLC EXAMINATION BY DISTRICTS**  
**2071 BS (2015 AD)**

DISTRICT	SCODE	ST	SCHOOL	AVERAGE MARKS IN COMP. SUBJECTS						STUDENT		PASS DIVISION					WLD	FLD	SEM
				ENG	NEP	MAT	SCI	SOC	HPE	TAP	TAPRD	DIS	FIR	SEC	TIR	PASS			
SINDHULI	19009	1	KAUSHIKA MA VI GWALTAR	20.4	47.9	18.9	19.2	25	37.3	62	62	0	0	7	1	8	0	54	-15.4
SINDHULI	19010	1	BENKATESHWOR MA VI BAHUNTHI	27	41.7	28.7	10.9	33.2	34.8	58	57	2	1	4	1	8	0	49	-13.7
SINDHULI	19011	1	MA VI LADABHIR	22.3	29.3	15.8	14.7	23.5	22.2	109	101	3	1	11	1	16	0	85	-12.8
SINDHULI	19012	1	KAPILAKOT MA VI CHHAP	23.1	38.9	33.3	22	37.5	31.5	88	88	0	4	28	4	36	0	52	0.58
SINDHULI	19013	1	JANAJAGARAN MA VI HARSHAHI	20.2	33.7	15.6	14.2	26.2	27.7	114	114	0	5	8	2	15	0	99	-14.8
SINDHULI	19014	1	GAUMATI MA VI MADI BAJAR	28.6	52	32	18.6	37.6	32.8	91	90	0	7	22	0	29	0	61	-3.5
SINDHULI	19015	1	CHANDESHORI MA VI MARIN DAN	21.6	44	22.2	19.6	33.8	31.3	66	66	0	0	14	5	19	0	47	-7.05
SINDHULI	19016	1	GANESH MA VI MAJHUWA	23.5	38.5	24.5	21	33.4	32.2	64	62	0	2	14	1	17	0	45	-6.87
SINDHULI	19017	1	JAN JAGARITI MA VI NIBUWATAR	12.5	33	12.9	10.8	25.4	23.2	62	58	0	0	0	0	0	0	58	-22.5
SINDHULI	19018	1	NETRA KALI MA VI APADANDA	19.8	47.3	27.1	19.9	33.9	35.9	70	70	0	8	9	2	19	0	51	-6.22
SINDHULI	19019	1	SUNKOSHI MA VI SOKHUBESI	23.2	48.7	30.6	27.1	31.6	39.7	9	9	0	0	3	0	3	0	6	-3.75
SINDHULI	19020	1	SARASWATI MA VI DAKAHA	20	32	19.8	15	30.5	23.3	61	60	0	0	3	0	3	0	57	-19.7
SINDHULI	19021	1	JANATA MA VI MARIN BAKHAPHA	22.5	43	30.8	22.7	45.1	42.4	54	54	0	4	15	1	20	0	34	-1.01
SINDHULI	19022	1	MA VI LAMPAN BATASE	29.5	43.2	50.9	20.6	28.1	36.3	122	122	0	27	11	0	38	0	84	-2.49
SINDHULI	19023	1	JANJYOTI MA VI PHOSHRETAR	30.2	45.9	26.2	23	40.2	39.4	66	66	2	6	11	0	19	0	47	-4.49
SINDHULI	19024	1	MA VI NAYAKHARKA	28.2	45.8	40.1	24.7	39.2	32.6	41	41	0	6	16	3	25	0	16	12.73
SINDHULI	19025	1	MA VI MAJHUWA DOVAN	28.3	42.8	26.4	11.8	31.2	34.3	86	86	0	0	10	0	10	0	76	-16
SINDHULI	19026	1	JANATA MA VI CHANDANPUR	18.9	34	19	14.6	32.3	23.6	51	51	0	3	5	0	8	0	43	-13
SINDHULI	19027	1	PRABHAT MA VI MATHILOO RANIE	20.3	44.2	17.5	14.4	23	28.6	23	23	0	1	1	0	2	0	21	-17.1
SINDHULI	19028	1	SHANKARESHWAR MA VI MARIN J	16.5	26.5	18	11.6	22.3	23.6	81	74	0	0	5	2	7	0	67	-17.4
SINDHULI	19029	1	MA VI LUMTI	24.6	38.3	39.1	21.3	40	38.4	44	43	0	4	15	3	22	0	21	6.65
SINDHULI	19030	1	MA VI AMBOTE	23.4	36.6	26.2	8.4	27.6	31.9	75	70	0	0	6	0	6	0	64	-17.7
SINDHULI	19031	1	MA VI MARIN HAYUTAR BASTIPUR	24.2	37.5	33.2	20.9	33.2	30.6	60	60	0	1	22	3	26	0	34	1.58
SINDHULI	19032	1	JALKANYA MA VI CHAPPAULI	27.1	53.1	33.8	23.4	44.8	37.3	34	34	0	3	17	1	21	0	13	12.95
SINDHULI	19033	1	KAMADA MA VI DUDBHANJYANG	17.5	44.9	14.4	11.9	22.9	26.1	34	34	0	2	1	0	3	0	31	-16.9
SINDHULI	19034	1	KALIKA MA VI DHAMILE JARAYOT	29.2	43.5	32.7	23.9	38.2	37.9	49	48	0	2	22	6	30	0	18	11.91
SINDHULI	19035	1	DIRGHA PRADIP MA VI SHITTALPA	19.4	43.3	21.6	16.2	25.5	33.7	70	69	0	0	10	0	10	0	59	-14.3
SINDHULI	19036	1	KYANESHWAR MA VI KYANKHOLA	17.7	37.1	16.3	15.4	35.6	34.3	94	81	0	5	13	0	18	0	63	-9.31
SINDHULI	19037	1	MA VI MAHADEV DANDA	7.9	30.1	10.4	11.4	17	22.7	63	52	0	0	2	0	2	0	50	-20.3
SINDHULI	19038	1	PHIKAL MA VI SOLPA BHANJYANG	23.5	38.1	39.5	20.6	38.1	35.1	75	74	1	4	24	2	31	0	43	1.76
SINDHULI	19039	1	MA VI AMALE	24.6	40.5	21.4	23	33.8	31.3	46	45	0	1	11	1	13	0	32	-6.22
SINDHULI	19040	1	MA VI SIRTHAULI	17.2	25.3	25.9	17.3	18.4	18.6	79	78	0	0	9	2	11	0	67	-14.8
SINDHULI	19041	1	GANESH MA VI THAPATHUMKA	17.5	37.5	16.5	15.9	27.3	28.9	47	47	0	0	4	0	4	0	43	-17.7

**PERFORMANCE OF ALL SCHOOLS IN SLC EXAMINATION BY DISTRICTS**  
**2071 BS (2015 AD)**

DISTRICT	SCODE	ST	SCHOOL	AVERAGE MARKS IN COMP. SUBJECTS						STUDENT		PASS DIVISION						WLD	FLD	SEM
				ENG	NEP	MAT	SCI	SOC	HPE	TAP	TAPRD	DIS	FIR	SEC	TIR	PASS				
SINDHULI	19042	1	PRAGATISHIL MA VI DHAMIDUMA	28.9	46.8	35.2	22.8	28.2	32.1	63	63	1	10	10	2	23	0	40	-0.07	
SINDHULI	19043	1	JANATA MA VI KHANIYAKHARK	26.4	49	23.5	25	27.1	36.3	39	39	0	0	7	0	7	0	32	-12.4	
SINDHULI	19044	2	SINDHULI VIDYASHRAM ENGLISH	52.7	72.5	72.4	41	52.4	54.6	30	30	3	24	3	0	30	0	0	45.38	
SINDHULI	19045	1	SARASWATI MA VI SHANKHATAR	23.1	30.6	25.9	17.3	35.3	30.9	99	97	0	10	24	1	35	0	62	-1.14	
SINDHULI	19046	1	SHARADA MA VI BEKHTADI TINKA	15.4	31.8	18.5	11.8	19.7	20.7	48	42	0	0	4	0	4	0	38	-17.1	
SINDHULI	19047	2	BHAGAWATI ENGLISH AWASIYA M	63.4	74.3	86.6	59.6	69.1	57.1	56	56	39	17	0	0	56	0	0	55.45	
SINDHULI	19048	2	SIDDHASTHALI ENGLISH AWASIYA	57.6	71.2	74.7	43.9	57.2	58.1	101	101	20	80	0	0	100	0	1	47.3	
SINDHULI	19049	2	JANATA ENGLISH AWASIYA MA VI	57.4	65.6	76.7	38.9	53.1	52.5	46	46	8	36	2	0	46	0	0	47.12	
SINDHULI	19050	1	MA VI RATAMATA KHOLAGAUN	28.4	50.4	27.5	21.5	30	37.1	37	35	0	3	14	0	17	0	18	5.79	
SINDHULI	19052	2	SURYODAYA ENGLISH SCHOOL RA	61.5	72.8	86.5	58.5	71.8	57.5	46	46	33	13	0	0	46	0	0	55.76	
SINDHULI	19053	1	SHREE MA VI MAHENDRAJHYADI	23.2	30.8	38.3	24.5	29	25.7	72	71	0	7	20	3	30	0	41	1.96	
SINDHULI	19054	1	SHREE MA VI PANITYANKI	31	46.7	31.6	26.1	38.4	39.1	34	34	0	3	6	0	9	0	25	-6.62	
SINDHULI	19055	1	SHREE MA VI JINAKHU	20.4	28.1	23.7	5.9	20.4	25.7	84	80	0	0	4	0	4	0	76	-19.7	
SINDHULI	19056	1	SHREE MA VI GUTHABAZAR	17.9	32.9	14.8	12.7	22.8	26.4	58	56	0	0	5	0	5	0	51	-17.5	
SINDHULI	19057	1	KAMALA SECONDARY SCHOOL MA	33.5	40.6	27.2	20.5	37.2	38.6	60	60	0	11	8	0	19	0	41	-2.63	
SINDHULI	19058	1	MA VI GADAULI KHAIRENI	32.6	49.6	33.5	29.6	41.7	47.1	29	29	0	5	12	0	17	0	12	12.41	
SINDHULI	19059	1	KAMALA SECONDARY SCHOOL KA	22.6	43.9	21.3	15.1	25.6	31	30	30	0	0	0	0	0	0	30	-22.5	
SINDHULI	19060	1	JANAPREMI SECONDARY SCHOOL	20.5	33.8	29.3	19.5	36	27.5	63	61	0	1	11	4	16	0	45	-8.2	
SINDHULI	19061	2	KAMALAMAI SECONDARY ENGLIS	55.9	56.4	47.7	38.5	46	46.1	23	23	0	17	6	0	23	0	0	42.07	
SINDHULI	19062	2	SIDDHABABA ENGLISH BOARDING	61.5	67.5	76.7	47.8	64	53.8	12	12	1	11	0	0	12	0	0	46.25	
SINDHULI	19063	1	BARUNDEVI MA VI DARLAMI KHA	38.3	54.6	27.9	30.4	43.8	41.4	16	16	0	2	6	0	8	0	8	7.03	
SINDHULI	19064	1	MA VI MARIN KHAYARSHAL	27.7	35.4	41.8	25.3	33.2	23.6	87	87	0	0	44	7	51	0	36	9.69	
SINDHULI	19065	2	SINDHULI LITTLE FLOWERS ENGLI	57.2	57.7	58.4	51.4	53.7	46	24	24	3	18	3	0	24	0	0	45.47	
SINDHULI	19066	2	KAMALA ACADEMIC SCHOOL KAM	54.2	61.4	66.8	34.5	46.8	42.4	26	26	0	21	5	0	26	0	0	42.84	
SINDHULI	19067	1	MA VI SALEKU RATNAWATI	11.4	38.1	17.3	16.7	21.6	26.7	51	51	0	0	0	0	0	0	51	-22.5	
SINDHULI	19068	2	NEW ENGLISH BOARDING SCHOOL	62.2	73.6	86	52.7	63.9	54	22	22	10	12	0	0	22	0	0	51.82	
SINDHULI	19069	1	HARIHARPUR MA VI GHANTE PIPA	23.6	42.9	18.1	21.6	37.3	41.1	32	32	0	0	11	0	11	0	21	-3.16	
SINDHULI	19070	1	KUNDESHWOR MA VI BESAREBES	26.7	34.8	30.3	24	33.5	30.3	46	45	0	3	13	4	20	0	25	2.38	
SINDHULI	19071	1	MANGALA MA VI GHOKSILA	20.1	40.7	40.7	21.1	28.7	27.1	15	15	0	2	3	0	5	0	10	-2.25	
SINDHULI	19072	1	KAMALA JANAJYOTI MA VI SILAM	41.2	55.9	49.2	32.1	37.6	39	23	23	0	7	11	2	20	0	3	28.99	
SINDHULI	19073	1	MA VI BELTAR DANDHI GURANSE	27.5	41.5	27	18.6	36.1	34.1	28	28	0	0	5	1	6	0	22	-10.8	
SINDHULI	19074	1	CHANDIKA MA VI CHANAUTE	13.5	26.2	22.3	17.1	31.7	22.8	24	23	0	0	0	1	1	0	22	-20.5	
SINDHULI	19075	1	KAMALA MA VI CHHARCHHARE	24.6	44.7	34.6	25.2	34.3	37.3	20	19	0	3	6	2	11	0	8	10.82	

**PERFORMANCE OF ALL SCHOOLS IN SLC EXAMINATION BY DISTRICTS**  
**2071 BS (2015 AD)**

DISTRICT	SCODE	ST	SCHOOL	AVERAGE MARKS IN COMP. SUBJECTS						STUDENT		PASS DIVISION						WLD	FLD	SEM
				ENG	NEP	MAT	SCI	SOC	HPE	TAP	TAPRD	DIS	FIR	SEC	TIR	PASS				
SINDHULI	19076	1	MA VI PIPAL VANJYANG BHADRA	22.1	35.7	28.9	17.4	32.5	29.3	51	49	0	0	13	0	13	0	36	-7.58	
SINDHULI	19077	1	BAL MA VI SHULIBHANJYANG	19.9	45.8	18.1	14.4	21.8	28.3	28	28	0	0	1	0	1	0	27	-20.5	
SINDHULI	19078	1	NAVA JYOTI MA VI GICHIHANI	19.1	37.2	21.5	16.3	31.4	25.2	43	43	0	1	2	0	3	0	40	-18.3	
SINDHULI	19079	1	MA VI TANDI	16.5	22.5	19.8	16.1	16.9	17.5	41	41	0	0	3	1	4	0	37	-17.3	
SINDHULI	19080	1	GAURISHANKAR MA VI JAYAMAN	21.8	38.9	36.5	26.7	35.5	31.4	28	28	0	1	9	0	10	0	18	-2.01	
SINDHULI	19081	1	HIRA THUMKI MA VI TOSHRAMKH	25.2	38	44.2	25.8	37	33.9	47	46	0	2	25	4	31	0	15	15.05	
SINDHULI	19082	1	DEVISTHAN MA VI DUMJA KUSHES	50.6	54.3	57.9	34.9	44.6	50.1	9	9	0	3	6	0	9	0	0	37.5	
SINDHULI	19083	1	JANAPREMI MA VI ARUNDANDA	14.5	30.3	18.5	16.4	34.5	24.6	36	32	0	1	6	0	7	0	25	-9.84	
SINDHULI	19084	1	KALIKA MA VI LANGUR CHHABISE	21.5	37.3	36.9	12.1	29.1	30.5	37	36	0	0	0	0	0	0	36	-22.5	
SINDHULI	19085	1	NETRAKALI MA VI TAMAJOR	19.3	37.9	20.6	20.2	28.7	28.2	35	34	0	0	5	0	5	0	29	-14.2	
SINDHULI	19086	1	CHAMPADEVI MA VI GHYAMPA GA	27.2	37.2	38.1	18.5	25.9	32.5	57	53	0	7	8	0	15	0	38	-5.09	
SINDHULI	19087	1	KUSHESHWAR MA VI NAKALI	20.4	34.2	28.7	21.9	32.1	26.6	51	51	0	0	12	1	13	0	38	-8.35	
SINDHULI	19088	1	MA VI KARMIDANDA CHISAPANI	26.7	39.8	17.6	20.1	38.8	40.6	48	45	0	2	9	0	11	0	34	-8.25	
SINDHULI	19089	1	MA VI SINDURE RATAMATA	25.3	42.6	42.8	26.3	38.6	28.3	26	26	0	0	9	8	17	0	9	11.28	
SINDHULI	19090	1	PRAKSHODAYA MA VI KHOLAGAU	20	31.9	33.3	22.5	33.3	30.8	24	24	0	0	11	2	13	0	11	7.16	
SINDHULI	19091	3	KAMALA U MA VI DHUNGREBAS G	17.9	26.1	14.2	13	16.8	18.6	33	27	0	0	1	0	1	0	26	-20.4	
SINDHULI	19092	1	PATAN DEVI SECONDARY SCHOOL	19.8	37.7	40.6	15.4	26.1	36.3	36	35	0	0	10	0	10	0	25	-6.43	
SINDHULI	19093	1	SHREE SECONDARY SCHOOL SUGA	23.1	40.4	10.6	15.7	31.4	28.2	38	37	0	1	2	0	3	0	34	-17.6	
SINDHULI	19094	1	BATSALA SECONDARY SCHOOL, K	19.1	50.1	16.6	16.4	21.9	28.1	31	31	0	1	5	0	6	0	25	-11.3	
SINDHULI	19095	1	JANA JAGRITI SECONDARY SCHOL	21.5	26.7	20.7	13.6	30.7	28.7	122	113	0	4	16	1	21	1	91	-11.5	
SINDHULI	19096	1	SHREE SIDDHA SECONDARY SCHOL	13.3	32.8	11.7	9.8	22.7	24.7	26	26	0	0	2	0	2	0	24	-18.2	
SINDHULI	19097	1	SHREE SECONDARY SCHOOL CHIL	22.8	38.1	26.8	21.1	32	34.7	16	16	0	0	5	0	5	0	11	-4.92	
SINDHULI	19098	1	SHREE SECONDARY SCHOOL PACI	18	30.1	13.3	15.5	27.9	28.5	33	32	0	1	2	0	3	0	29	-16.9	
SINDHULI	19099	1	SHREE SECONDARY SCHOOL MAH	23.7	37.1	40.4	23.6	37.8	34.4	21	21	0	0	9	3	12	0	9	8.25	
SINDHULI	19100	1	JANA JAGRITI SECONDARY SCHOL	21.6	43.4	26.3	23.3	36.6	40.6	16	15	0	0	7	0	7	0	8	3.75	
SINDHULI	19101	1	MA. VI. SUMNAM SUNTALE	27.8	51.7	51.8	25.1	52.9	45.6	24	24	0	4	15	0	19	0	5	23.91	
SINDHULI	19102	1	SHREE SECONDARY SCHOOL BASE	14.7	33.6	20.1	17	37.7	24	43	41	0	0	12	1	13	0	28	-4.9	
SINDHULI	19103	1	SHREE RASTRIYA SECONDARY SC	20.2	30.7	33.3	21.6	27	24	43	43	0	0	10	3	13	0	30	-6.17	
SINDHULI	19104	1	SHREE SARASWATI MA VI BHIMAS	23.5	35.7	22.1	22.9	32.8	29.9	35	34	0	0	5	0	5	0	29	-14.2	
SINDHULI	19105	1	MA BI WANGRINGPHEDI LAMPANT	30.4	46.3	30.3	19.4	40.4	43.6	36	35	0	3	11	0	14	0	21	0.96	
SINDHULI	19106	1	GRAMKALI MA BI AMARE SITALPA	19.7	42.4	18.8	15.6	21.2	33.6	34	34	0	0	2	0	2	0	32	-19.2	
SINDHULI	19107	1	JANAJAGRITI MA BI DHODENI MA	29.8	45.8	17	20.4	26.2	31.8	25	25	0	0	2	0	2	0	23	-18	
SINDHULI	19108	1	MA BI PATLEBHANJYANG ARUNTH	24.2	30.7	18.3	18	37.4	28.4	21	17	0	0	6	0	6	0	11	-2.65	

**PERFORMANCE OF ALL SCHOOLS IN SLC EXAMINATION BY DISTRICTS**  
**2071 BS (2015 AD)**

DISTRICT	SCODE	ST	SCHOOL	AVERAGE MARKS IN COMP. SUBJECTS						STUDENT		PASS DIVISION					WLD	FLD	SEM
				ENG	NEP	MAT	SCI	SOC	HPE	TAP	TAPRD	DIS	FIR	SEC	TIR	PASS			
SINDHULI	19109	2	SWISS SINDHULI SEC.ENG.MED. SC	48.8	50.4	67.9	38.5	62.5	48.2	11	11	0	10	1	0	11	0	0	43.98
SINDHULI	19110	2	NEW SIDDHASTHLI ENG.BOARDING	56.3	61.8	83.2	53.1	71.9	59.5	29	29	6	22	0	0	28	0	1	45.78
SINDHULI	19111	1	MA BI KARTIKE KAPILAKOT	19.7	40.6	41.7	29.8	34.3	27.1	27	27	0	0	12	2	14	0	13	5.94
SINDHULI	19112	1	PANCHKANYA MA BI MARIN KUNI	37.1	42.1	37.1	27	40.5	31.2	18	18	0	1	9	1	11	0	7	11.96
SINDHULI	19113	1	BHANU SECONDARY SCHOOL RAT	21.7	40.7	25.1	20.5	32	28.7	35	35	0	2	11	0	13	0	22	-0.96
SINDHULI	19114	1	MAHAKALI MA VI POTI KHANGSA	26.9	48.6	25.6	18.8	27.3	36	49	49	0	0	11	0	11	0	38	-9.87
SINDHULI	19115	1	JANSEWA MA VI RITHE	35.6	46.3	39.2	15.4	41.4	42.7	18	18	0	2	4	0	6	0	12	-2.5
SINDHULI	19116	1	ARUNODAYA MA VI RATATAR	36.1	37.4	38	35.9	32.1	31.7	36	36	0	2	18	4	24	0	12	14.54
SINDHULI	19117	1	MA VI TINPATAN BANJHE	23.5	36	30.9	24.9	37.9	37.1	16	16	0	0	4	2	6	0	10	-2.63
SINDHULI	19118	1	MA VI BARUN SISNERI	23.7	27.6	38.4	19.4	28.1	25.9	26	26	0	0	4	1	5	0	21	-12.1
SINDHULI	19119	1	MA VI HALIDANDA	25.3	44.1	37.6	22.5	45.1	45.5	15	15	0	0	11	0	11	0	4	18.75
SINDHULI	19120	1	KAMLA MA VI DHANSARI	27.5	35.8	30	14.6	31.8	36.9	33	33	0	0	4	0	4	0	29	-15.7
SINDHULI	19121	2	SHININGMOON ACADEMY	65	70.2	85.5	55.2	61.8	54.5	11	11	7	4	0	0	11	0	0	54.55
SINDHULI	19122	1	BHANUBHAKTA MAVI TINKUNA	16.9	35.3	14.4	16.2	43.9	37.7	27	27	0	0	1	0	1	0	26	-20.4
SINDHULI	19123	1	SHREE KUSHESHOR MA.VI	23.1	42.5	29.4	23.8	41.6	42.7	20	19	0	0	11	0	11	0	8	10.07
DHANUSHA	20001	1	SHANKAR MA VI DHANAUJI	21.1	27.7	31	18.8	24.8	24.2	121	119	0	10	22	8	40	0	79	-3.3
DHANUSHA	20002	1	JANAKI MA VI JANAKPURDHAM	27.4	36.1	32.7	18.8	28.3	31.3	76	75	0	11	9	1	21	0	54	-5.23
DHANUSHA	20003	1	SAKAL BHAWAN KANYA MA VI JA	28.6	35.4	37	19.7	35.4	20	97	93	1	10	19	2	32	0	61	-1.86
DHANUSHA	20004	1	BASUDEV MA VI BAHUARBA	19.5	26.4	26	19.3	30.2	21.5	86	85	0	2	15	6	23	0	62	-7.7
DHANUSHA	20005	1	GOGAL PRASAD MA VI BASAHIYA	27.4	38.9	38.1	18	41.8	29.3	105	103	1	14	26	3	44	0	59	3.03
DHANUSHA	20006	1	K S H S B MA VI KHAJURI	13.6	24.1	18.9	12.6	16.4	15.4	242	238	0	3	12	0	15	0	223	-18.8
DHANUSHA	20007	1	MAHENDRA MA VI DHALKEWAR	23	32.6	21.3	15.5	24.2	22.2	135	135	0	1	18	6	25	0	110	-12.4
DHANUSHA	20008	1	JANATA MA VI DEBPURA	22.3	29.4	23	19.7	30	21.4	50	50	1	2	10	1	14	0	36	-5.97
DHANUSHA	20009	1	JAGRUP SAHA RAMPUKAR SAHA M	28.2	35.3	34.3	19.6	26.5	29.2	162	152	0	7	62	3	72	0	80	4.47
DHANUSHA	20010	1	SANKAT MOCHAN DEVSHARANRA	27.6	42.6	37.3	29.3	38.2	28.1	217	214	1	34	61	3	99	0	115	5.3
DHANUSHA	20011	1	SARASWATI MA VI JANAKPURDHA	33.4	41.5	47.1	34.9	40.9	28.6	132	126	14	28	26	3	71	0	55	14.38
DHANUSHA	20012	1	KANTIRJHA MA VI BAVANGAMA	26.7	36.9	41.3	22.5	27	24.1	85	85	2	10	16	1	29	0	56	-1.48
DHANUSHA	20013	1	RAJESHWORNIDHI MA VI NAGARA	20.7	29.5	27.3	19.9	21.2	29	167	166	2	10	19	2	33	0	133	-10.4
DHANUSHA	20014	1	YADAV MA VI BELHI	19.9	35.1	28.1	23.1	27.9	31.1	97	97	0	4	25	3	32	0	65	-3.78
DHANUSHA	20015	1	LAXMINIYA JANATA MA VI KUMH	26.3	36.5	28.9	22.7	40	26.7	64	63	1	7	12	3	23	0	40	-0.76
DHANUSHA	20016	1	BHANU MA VI KISANPUR	21.5	30.1	25.9	16.2	25.3	24.1	138	136	1	6	21	4	32	0	104	-8.86
DHANUSHA	20017	1	GANGA PRASAD MA VI THERA	16	25.9	25.3	18.5	18.9	28.9	150	144	0	6	16	1	23	0	121	-13.1
DHANUSHA	20018	1	BAIDYANATH DEVNARAYAN JAN	22.6	30	33	22.3	21.8	32.1	134	133	0	11	19	0	30	0	103	-8.88

**PERFORMANCE OF ALL SCHOOLS IN SLC EXAMINATION BY DISTRICTS**  
**2071 BS (2015 AD)**

DISTRICT	SCODE	ST	SCHOOL	AVERAGE MARKS IN COMP. SUBJECTS						STUDENT		PASS DIVISION					WLD	FLD	SEM
				ENG	NEP	MAT	SCI	SOC	HPE	TAP	TAPRD	DIS	FIR	SEC	TIR	PASS			
DHANUSHA	20019	2	BHOLASING LIONS MITHILA MA VI	56.3	53.1	60.6	45	54.6	51.4	8	8	0	8	0	0	8	0	0	45
DHANUSHA	20020	1	CHHIRESHWAR JANATA MA VI MA	20.7	26.5	24.4	15.5	20.7	26.9	95	90	0	4	12	3	19	0	71	-10.4
DHANUSHA	20021	1	JANATA JAYSAWAL MA VI TALLO	19	36	17.6	15.3	24.1	28.6	96	94	0	3	14	1	18	0	76	-11.5
DHANUSHA	20022	1	SARBAJANIK MA VI BENGADABAR	29.6	44.2	25.4	22.8	35	32.9	69	69	0	5	23	2	30	0	39	2.49
DHANUSHA	20023	1	JANATA MA VI BANINIYA GOPALP	14.9	22.5	13.8	10.7	25.8	19.1	32	31	0	1	4	0	5	0	26	-13.1
DHANUSHA	20024	1	SHIVASHAKTI MA VI BATESHWAR	17.3	36.6	18.9	16.3	26.4	26.1	140	134	0	7	18	0	25	0	109	-11.4
DHANUSHA	20025	1	SHANKAR JANATA MA VI CHAKKA	22.8	37.3	22.1	17.1	24.8	24	59	59	0	4	11	2	17	0	42	-5.86
DHANUSHA	20026	1	SARASWATI MA VI BAPHAI	13.4	26	15.9	16.2	24.1	20	44	41	0	1	7	0	8	0	33	-11.3
DHANUSHA	20027	1	S N R JANATA MA VI DHABOULI	17	29.7	8.4	12.5	19	21.1	89	88	0	0	4	2	6	0	82	-18.9
DHANUSHA	20028	1	SHANKAR JANATA MA VI DUHABI	13	28.2	12	12.8	21.4	25.5	92	89	0	1	12	0	13	0	76	-14.2
DHANUSHA	20029	1	FAKIRCHANDRA GAMI MA VI BAR	20.9	28.6	29.4	24.9	28.9	17.8	60	60	0	1	9	1	11	0	49	-12.2
DHANUSHA	20030	1	JANATA EKAI MA VI YADUKUHA	14.6	25.6	17.6	15.1	16.8	22.1	212	208	0	10	18	3	31	0	177	-13.7
DHANUSHA	20031	1	BILAT BOUKU MA VI SAKHUWA M	11.7	19.1	16.5	8.8	14.3	19.3	36	34	0	0	2	0	2	0	32	-19.2
DHANUSHA	20032	1	YANGYA BALKYA SAN MA VI GYA	18.8	36.4	29.8	19	37.6	49.9	14	14	0	1	3	1	5	0	9	-2.3
DHANUSHA	20033	1	MITHILA TILAK NANDA KUMARI K	13.7	26.4	16.6	12.1	18.3	18.7	57	57	0	0	7	0	7	0	50	-15.6
DHANUSHA	20034	1	SARASWATI MA VI THILLA SABAIL	22.9	33.6	20.3	22.5	27.1	26.8	121	120	1	7	22	2	32	0	88	-6.79
DHANUSHA	20035	2	JANAKI SECONDARY BOARDING S	55.8	51.6	77.7	46.9	67.5	61.3	26	26	10	13	2	0	25	0	1	47.31
DHANUSHA	20036	1	JANATA MA VI SIMRADHIGADHI	20.3	30	16.9	15.9	22	23.3	124	123	0	5	12	2	19	0	104	-13.5
DHANUSHA	20037	1	JANATA MA VI GIDHA BELAPATTI	18.4	27.4	30	17.5	24.3	21.7	87	86	1	5	10	2	18	0	68	-9.99
DHANUSHA	20038	1	JANATA MA VI NAKTAJHUA	28	41.4	35.5	24.9	34.7	31.8	65	65	0	6	25	7	38	0	27	10.37
DHANUSHA	20039	1	GIRIJA MA VI PHULGAMA BAHIRI	20.5	29.8	26.5	19.3	31.7	22.5	143	142	0	9	26	9	44	0	98	-4.98
DHANUSHA	20040	1	PRA MA VI KUMHARAUL RAMDAI	17	28.5	21	15.9	29.8	22.4	92	87	1	5	11	1	18	0	69	-10
DHANUSHA	20041	1	SHREE MA VI PARAWAHA DEURI	25.9	36	25.1	20.4	27.8	26.4	92	91	1	5	15	3	24	0	67	-7.08
DHANUSHA	20042	1	TAPASI BABA MA VI TILHI	20	29.8	16.6	17.5	26.4	24.4	65	64	0	2	3	2	7	0	57	-16.3
DHANUSHA	20043	1	BILATSHAH SARBODAYA MA VI SI	16.8	29.2	23	16.1	32	23.7	52	52	0	2	5	1	8	0	44	-13.6
DHANUSHA	20044	1	TRIBHUWAN ADARSHA MA VI BIN	29.9	38.8	43.8	25.9	38	30.6	89	89	8	10	23	4	45	0	44	9.13
DHANUSHA	20045	1	RAJSHREE JANAK MA VI KURTHA	20.7	28.8	26.5	14.4	20	31.6	113	112	1	5	12	1	19	0	93	-12.3
DHANUSHA	20046	1	MA VI PRITPUR PARVAT	22.2	30.4	25.5	15.7	21.7	22.2	46	43	1	2	6	0	9	0	34	-9.59
DHANUSHA	20047	2	SIDDHARTHA SHISHUSADAN BOAI	57.5	58.8	86	51.5	60.5	54.6	131	130	57	71	1	0	129	0	1	50.97
DHANUSHA	20048	1	RAM JANAKI MA VI KUSHMAHA	21.2	28	26.7	21.7	29.5	16.7	70	67	0	3	15	1	19	0	48	-6.19
DHANUSHA	20049	2	MOON LIGHT SECONDARY ENGLIS	42.8	42.7	48.2	42	49.9	51.8	13	13	0	7	5	0	12	0	1	35.48
DHANUSHA	20050	2	MONASTIC HIGHER SECONDARY B	52.1	53.1	67.1	45.2	66	55.8	213	211	50	123	21	0	194	0	17	42
DHANUSHA	20051	1	DHANUSH JANATA MA VI DHANUS	16.6	26.4	14.7	16.8	27.1	20.2	141	125	0	1	16	1	18	0	107	-14.4

**PERFORMANCE OF ALL SCHOOLS IN SLC EXAMINATION BY DISTRICTS**  
**2071 BS (2015 AD)**

DISTRICT	SCODE	ST	SCHOOL	AVERAGE MARKS IN COMP. SUBJECTS						STUDENT		PASS DIVISION						WLD	FLD	SEM
				ENG	NEP	MAT	SCI	SOC	HPE	TAP	TAPRD	DIS	FIR	SEC	TIR	PASS				
DHANUSHA	20052	1	MA VI MULABARI BHIMAN DHARA	25.9	31.3	26.6	19	25.8	28.3	105	104	0	1	21	6	28	1	75	-7.59	
DHANUSHA	20053	1	DEURALI MA VI CHURECHANDANI	28.1	49.9	31.7	25.9	40.1	33.1	35	35	0	3	16	0	19	0	16	9	
DHANUSHA	20054	2	NEW ENGLISH BOARDING SCHOOL	57.6	60.5	78.3	55.5	65	49.9	97	95	37	53	3	0	93	0	2	49.07	
DHANUSHA	20055	2	SOUTH POINT ENGLISH BOARDING	54.8	56.4	72.3	45.8	71.6	53.8	13	13	2	10	1	0	13	0	0	46.44	
DHANUSHA	20056	1	B P KOIRALA MA VI SAPAHI	27.1	33.7	31.4	20.6	23.3	27.6	73	73	0	5	15	2	22	0	51	-5.04	
DHANUSHA	20058	2	MOTHER TERESA PUBLIC SCHOOL	57	54.9	72.8	48	55.3	45.9	74	74	9	58	7	0	74	0	0	45.76	
DHANUSHA	20059	2	GYAN MANDIR ENGLISH AWASIYA	43.4	40.3	40.2	27.1	40.3	35.4	28	28	1	5	11	0	17	0	11	14.6	
DHANUSHA	20060	1	SARBODAYA MA VI PAUDESWAR	15.1	29.5	20.3	16.3	22.5	24.6	98	92	0	1	5	2	8	0	84	-17.7	
DHANUSHA	20061	2	DHANUSHA PUBLIC SECONDARY E	48.2	44.7	59.9	39.7	49.7	36.6	15	15	0	8	7	0	15	0	0	39.75	
DHANUSHA	20062	1	JANATA MA VI KAJARA RAMAUL	24.2	32.9	33.1	18.1	23	29	45	45	0	5	7	0	12	0	33	-6.25	
DHANUSHA	20063	2	DAFFODILS PUBLIC SCHOOL VIDYA	61.3	64.4	65	47.7	53.9	51.5	50	50	10	36	4	0	50	0	0	47.1	
DHANUSHA	20064	1	MA VI MAHULIYA	9.4	19.7	18.5	13.7	13.3	19.3	43	43	0	0	3	0	3	0	40	-18.6	
DHANUSHA	20065	2	MODEL PUBLIC SCHOOL JANAKPUR	48.6	40	74	40.1	65	52.1	20	20	0	19	1	0	20	0	0	44.44	
DHANUSHA	20066	1	MA VI THADHI JHIJHA	24	28.3	38.3	17.5	23.6	20.9	54	54	0	1	14	0	15	0	39	-6.67	
DHANUSHA	20067	2	HOLY CROSS HIGH SCHOOL JANAK	27.9	26.5	27.6	16.1	35.1	23.3	87	76	0	3	19	0	22	0	54	-5.77	
DHANUSHA	20068	2	ARNIKO SECONDARY BOARDING S	46.9	55.5	47.5	41.2	44	48.2	20	20	0	14	4	0	18	0	2	36	
DHANUSHA	20069	2	ST. XAVIER'S HIGH SCHOOL SAKET	53.2	53.9	53.8	42.3	51.3	48.3	12	12	0	9	3	0	12	0	0	42.19	
DHANUSHA	20070	2	MORNING STAR HIGH SCHOOL RAJ	59.3	60.2	63.1	46.8	50.8	54	12	12	2	7	3	0	12	0	0	44.69	
DHANUSHA	20071	2	MORNING GLORY ENGLISH MEDIU	37.1	42.9	56	26.9	50.2	53.6	10	10	0	5	4	0	9	0	1	33.75	
DHANUSHA	20072	1	MA VI BAGHACHAURA	16.5	28	22	18.5	22.1	23.4	79	79	0	3	10	1	14	0	65	-12.2	
DHANUSHA	20073	2	ANGELS' ENGLISH BOARDING SCH	49.9	55.3	59.1	37.4	47.5	44.8	143	142	12	81	35	0	128	0	14	36.84	
DHANUSHA	20074	2	SHISHU PRAGYA SADAN SECONDA	49	48.3	72.4	41.2	52.2	56.9	28	27	6	17	3	0	26	0	1	44.58	
DHANUSHA	20075	2	GALAXY ENGLISH BOARDING SCH	51.6	44.8	64.9	35.3	53.8	60.6	16	16	1	9	4	0	14	0	2	34.69	
DHANUSHA	20076	2	SHREE RAM SECONDARY SCHOOL	33.8	47.9	44.8	21.9	36.8	36.9	69	69	0	16	15	1	32	0	37	6.05	
DHANUSHA	20077	2	SUBHADRA MATUKDHARI MA VI J	39.5	45.2	55.8	28.2	35	31.2	79	77	0	18	41	1	60	0	17	23.83	
DHANUSHA	20079	2	EUREKA ENGLISH BOARDING SCH	54.4	40.4	49.8	30.8	56.4	42.4	5	5	0	3	1	0	4	0	1	29.25	
DHANUSHA	20080	2	VINAYAK ENGLISH BOARDING SEC	43.9	52.5	55.1	34.4	53.1	51.9	80	80	3	44	28	0	75	0	5	37.41	
DHANUSHA	20081	1	MA VI AURAHI JANAKPURDHAM	15.7	27.5	16.3	12.8	19.3	20.8	64	62	0	1	1	1	3	0	59	-19.8	
DHANUSHA	20082	2	GOUREE ENGLISH BOARDING SCH	53.7	62.7	70.6	59.2	70.1	44.8	26	26	6	17	2	0	25	1	0	45.87	
DHANUSHA	20083	2	CHILDREN HOLY PLACE, JANAKPUR	40.7	39.7	41.9	23.6	37.2	48.5	31	31	0	6	11	0	17	0	14	10.52	
DHANUSHA	20084	2	GANGOTRI ENGLISH BOARDING SC	47.3	51.8	61.6	38.2	47.2	39	39	38	1	20	17	0	38	0	0	40.36	
DHANUSHA	20085	2	HAPPY LAND ENGLISH BOARDING	43.9	45	48.5	30.8	44.6	34.2	54	52	0	15	32	1	48	0	4	32.48	
DHANUSHA	20086	2	HIMALI BOARDINGH SCHOOL JANAK	56	49.9	72.7	43.7	62.9	44.1	41	41	5	31	3	0	39	0	2	42.71	



**PERFORMANCE OF ALL SCHOOLS IN SLC EXAMINATION BY DISTRICTS**  
**2071 BS (2015 AD)**

DISTRICT	SCODE	ST	SCHOOL	AVERAGE MARKS IN COMP. SUBJECTS						STUDENT		PASS DIVISION						WLD	FLD	SEM
				ENG	NEP	MAT	SCI	SOC	HPE	TAP	TAPRD	DIS	FIR	SEC	TIR	PASS				
DHANUSHA	20087	2	NOBLE SEC ENGLISH BOARDINGH	46.8	47.8	43.2	29.5	36.9	33.3	25	24	0	6	16	0	22	0	2	31.88	
DHANUSHA	20088	2	SARASWATI ENGLISH BOARDING S	53.4	52.2	72.3	42.1	52.8	54.9	32	32	2	25	5	0	32	0	0	44.18	
DHANUSHA	20089	2	NEW IDEAL SECONDARY SCHOOL	19	27	4	5	7	29	1	1	0	0	0	0	0	0	1	-22.5	
DHANUSHA	20090	2	LALGADH NAMUNA BIDHYA SADA	65.3	67.6	74	56.6	61.9	47.6	21	21	7	14	0	0	21	0	0	50	
DHANUSHA	20091	2	SARVODAYA SECONDARY BOARD	51.4	51.5	60.9	33.8	61	41.1	30	30	1	21	8	0	30	0	0	42.5	
DHANUSHA	20092	2	NEW HORIZON SECONDARY ENGL	59.8	62.7	84.8	54.4	69.8	53.7	41	41	16	25	0	0	41	0	0	50.85	
DHANUSHA	20093	2	MODERN ENGLISH SECONDARY B	53.1	54	71.1	41.4	64	40.6	14	14	1	12	1	0	14	0	0	45.27	
DHANUSHA	20094	1	JANATA MA VI SHIVAPUR 2	28.9	41.1	31.6	20.9	24.6	31.1	35	35	3	1	5	0	9	0	26	-5.46	
DHANUSHA	20095	1	SHREE JANATA MA VI MANGARAH	11.9	27.3	10.7	11.5	19	22.6	142	140	0	1	4	0	5	0	135	-20.4	
DHANUSHA	20096	2	VIGYAN ADHYAYAN KENDRA JAN	18.4	29.7	18.4	12.7	19.9	21.1	7	6	0	0	1	0	1	0	5	-13.1	
DHANUSHA	20097	2	MOUNT EVEREST SECONDARY EN	59	60.6	80.5	44.8	64.3	47	11	11	3	8	0	0	11	0	0	49.09	
DHANUSHA	20098	2	SHREE RAM JANAKI SECONDARY I	39.5	41.4	54.2	29.2	58.9	45.5	13	13	0	7	4	0	11	0	2	31.15	
DHANUSHA	20099	2	DARSHANIYA RAMESHWAR SINGH	36.9	48.6	42.9	25.1	47.5	40.8	53	53	7	9	14	0	30	0	23	14.72	
DHANUSHA	20101	2	GODAWARI ENGLISH MEDIUM SCH	50.9	52.4	76.8	47.9	69.3	56.2	29	29	5	21	2	0	28	0	1	44.48	
DHANUSHA	20102	2	NEW VISION RESIDENTIAL SCHOOL	56.1	61.9	73.1	44.9	55.6	42.6	42	42	1	39	2	0	42	0	0	44.82	
DHANUSHA	20103	2	TRIDEV ENGLISH BOARDING SCH	52.7	56.5	66.5	44.9	64.9	50	29	29	3	21	5	0	29	0	0	44.61	
DHANUSHA	20104	2	EINSTEIN PUBLIC SCHOOL JANAKI	55.4	52.4	76.8	42.8	62.2	42.6	36	36	6	27	3	0	36	0	0	46.56	
DHANUSHA	20105	2	SUPER SENSE SECONDARY ENGLIS	45.9	49.6	64.3	38.5	47	41.4	54	51	2	29	20	0	51	0	0	41.18	
DHANUSHA	20106	1	TEJPUNJ SHISHU SADAN JANAKPU	44.9	47	66	33	43.2	58.5	17	17	0	12	5	0	17	0	0	41.69	
DHANUSHA	20107	2	JANAK SECONDARY ENGLISH BOA	57.9	56	80	59.4	67.4	46.2	30	30	10	19	1	0	30	0	0	49.62	
DHANUSHA	20108	2	DON BOSCO SCHOOL JANAKPUR	58.1	60.1	79.3	45.6	57.4	59.1	27	27	11	15	1	0	27	0	0	50.69	
DHANUSHA	20109	1	PRAGATISIL MA VI HATHAMUNDA	15.1	21.7	16.3	9	16.3	16.9	60	57	0	2	9	0	11	0	46	-11.3	
DHANUSHA	20110	1	MA VI KUWA RAMPUR	25.5	31.5	34.3	21.1	25.3	26.5	51	51	0	3	8	6	17	0	34	-4.24	
DHANUSHA	20111	1	MA VI TEDHAMOR	12.8	18	20.7	6.9	13.3	16.4	53	53	0	0	6	0	6	0	47	-16.1	
DHANUSHA	20112	1	MA VI BARMAJHIYA	21	38.8	24.1	24.4	35.4	26.8	45	44	0	5	9	2	16	0	28	-1.21	
DHANUSHA	20113	1	JANAPRIYA MA VI BHUCHAKRAPU	21.5	30.3	19.9	17.1	27	25.6	50	50	0	0	9	5	14	0	36	-7.72	
DHANUSHA	20114	3	SARASWATI NAMUNA U MA VI (OF	17.2	29.5	22.1	16.3	16.8	21.4	38	29	0	0	3	1	4	0	25	-15.1	
DHANUSHA	20115	1	JANATA MA VI BELHI RAJAUL	23.1	29.8	33.1	17.7	33.9	22.8	43	43	0	4	9	1	14	0	29	-3.37	
DHANUSHA	20116	2	R C S AN ENGLISH MEDIUM SCH	59.9	56.5	68.2	34.7	63.8	51.4	18	18	0	17	0	0	17	0	1	41.25	
DHANUSHA	20117	2	SITA VIDYA ASHRAM SECONDARY	52.5	53.1	57.5	36.6	52.3	40.4	11	11	0	6	5	0	11	0	0	39.89	
DHANUSHA	20118	1	MOHAN PRA MA VI SUGANIKAS SU	19.3	28.3	24.6	17	22.4	23.3	86	84	0	3	11	0	14	0	70	-12.7	
DHANUSHA	20119	2	GARGI MEMORIAL ENGLISH BOAR	47.7	50.3	73.2	44.9	59.2	38.6	22	22	1	17	4	0	22	0	0	43.64	
DHANUSHA	20121	2	RAJARSHI JANAK H S S JANAKPUR	44.8	45.7	48.3	27	49.7	53.2	26	26	0	8	6	0	14	0	12	11.25	

**PERFORMANCE OF ALL SCHOOLS IN SLC EXAMINATION BY DISTRICTS**  
**2071 BS (2015 AD)**

DISTRICT	SCODE	ST	SCHOOL	AVERAGE MARKS IN COMP. SUBJECTS						STUDENT		PASS DIVISION					WLD	FLD	SEM
				ENG	NEP	MAT	SCI	SOC	HPE	TAP	TAPRD	DIS	FIR	SEC	TIR	PASS			
DHANUSHA	20122	1	TRIBHUWAN MA VI CHISAPANI	43.2	51.2	38	22.2	41.1	33	25	25	1	1	9	1	12	0	13	5.61
DHANUSHA	20123	2	ANNAPURNA SECONDARY RESIDE	27.3	47.7	37.2	19.2	46.1	33	50	50	0	6	14	1	21	0	29	2.28
DHANUSHA	20124	1	LAXMI MA VI CHITRAPUR - 4	32.8	44.9	44.4	28.6	39	33.4	105	104	1	18	50	4	73	0	31	18.81
DHANUSHA	20125	1	SARASWATI MA VI KANAKPATTI	18.1	28.9	24.9	16.8	21.6	23	62	58	0	1	9	3	13	0	45	-10.2
DHANUSHA	20126	1	MA VI MITHILESHWAR MAUWAH	31.8	38	41.8	23.6	38.8	34.2	227	216	9	50	41	6	106	0	110	8.53
DHANUSHA	20127	2	BHANU BHAKTA ACADEMY JANAF	52.5	51.9	63.6	47.9	58.3	47.2	28	28	2	22	4	0	28	0	0	44.46
DHANUSHA	20128	2	LORD BUDDHA ENGLISH MEDIUM	24.5	29.5	15.5	13	28	19.5	2	2	0	0	0	0	0	0	2	-22.5
DHANUSHA	20129	1	NAV SHANTI BIDHYASHRAM BIRE	50.8	51.4	67.9	46	56.8	48	21	21	2	14	4	0	20	0	1	41.07
DHANUSHA	20130	1	RASTRIYA SECONDARY SCHOOL, S	23.1	32.6	38	20.6	26.8	28.9	61	58	0	12	10	0	22	0	36	1.16
DHANUSHA	20131	1	RASTRIYA SECONDARY SCHOOL, I	19.2	32.4	12.9	11.9	18.1	25.3	140	134	0	1	6	0	7	0	127	-19.5
DHANUSHA	20132	1	ADARSHA RASTRIYA SECONDARY	46.7	52.1	55.8	36.6	52	41.6	56	56	4	28	21	0	53	0	3	38.24
DHANUSHA	20133	1	SECONDARY SCHOOL, HARIPUR N	21.4	32.2	20	15	25.1	28.7	70	70	0	1	6	1	8	0	62	-16.1
DHANUSHA	20134	1	SARSWATI SECONDARY SCHOOL,	19.9	34.4	27.2	20.1	28.3	34.9	54	54	0	4	11	2	17	0	37	-4.32
DHANUSHA	20135	1	RAM PRASAD SECONDARY SCHOC	20.3	31	18.8	18.5	21.5	25.4	41	41	0	1	3	1	5	0	36	-15.6
DHANUSHA	20136	1	SECONDARY SCHOOL, SOHANI MU	16.8	25.4	19.7	16.2	31.9	18.9	44	43	0	1	4	2	7	0	36	-13.5
DHANUSHA	20137	1	SHIKHAR SAGARMATHA SECONDA	24.5	40	20.3	14.4	24.6	27.9	17	16	0	0	2	1	3	0	13	-12.6
DHANUSHA	20138	2	MANAKAMANA PUBLIC SCHOOL, F	48.8	47	58.1	43.1	57.1	38.9	14	13	2	9	1	0	12	0	1	41.25
DHANUSHA	20139	1	RASTRIYA SECONDARY SCHOOL, I	24	25.7	27.8	21.2	31.3	22	31	30	0	2	10	0	12	0	18	0.75
DHANUSHA	20140	2	ROSEMARY CONVENT SCHOOL, JA	40.2	33.3	35.1	24.3	39	26.4	9	9	0	0	6	0	6	0	3	15
DHANUSHA	20141	1	SECONDARY SCHOOL, DIGAMBAR	13.6	26.2	20.7	13.2	20.1	20.2	39	35	0	0	4	4	8	0	27	-10.8
DHANUSHA	20142	1	SHREE SECONDARY SCHOOL, TUL	35.4	48.1	23.4	22.4	41.3	28.7	35	35	0	2	9	2	13	0	22	-1.52
DHANUSHA	20143	1	SHREE SECONDARY SCHOOL, RUD	21	34.2	24.3	18.7	31.5	26.7	28	27	0	4	4	1	9	0	18	-2.44
DHANUSHA	20144	1	SHREE JANATA SECONDARY SCHC	18.9	32.3	19.3	14.1	27.3	22.5	60	57	0	4	3	1	8	0	49	-14
DHANUSHA	20145	2	BHADRAKALI ENGLISH BOARDING	47.3	48.3	73.2	45.7	65.5	51.4	13	13	0	11	2	0	13	0	0	43.27
DHANUSHA	20146	2	CHILDREN'S GARDEN ENGLISH BO	40.2	48.9	76.9	39.2	50.1	55.7	21	21	1	14	6	0	21	0	0	42.5
DHANUSHA	20147	2	SINHA PUBLIC SCHOOL, JANAKPU	53.9	49.2	73.5	41.1	47.3	39.9	18	18	0	16	2	0	18	0	0	43.75
DHANUSHA	20148	2	JANAKPUR PUBLIC ENGLISH BOAR	56.1	52.6	58.5	43.6	51.9	40.3	11	11	0	8	3	0	11	0	0	41.93
DHANUSHA	20149	1	SHREE SHANKAR SECONDARY SCI	13.2	23.7	21	9.2	17.4	14.7	55	49	0	0	1	0	1	0	48	-21.4
DHANUSHA	20150	1	SHREE SECONDARY SCHOOL, ICHI	36.7	39.9	43.7	27.3	37.4	30.8	31	31	2	8	6	0	16	0	15	11.13
DHANUSHA	20153	1	MA.VI. LALIYA	21.9	32.9	36.2	18.8	31.3	28.4	33	31	0	3	9	2	14	0	17	3.36
MAHOTTARI	21001	1	DURGA MA VI MANARA	24.7	39.7	45.1	21.2	37.6	34.2	115	115	2	5	33	4	44	0	71	-0.37
MAHOTTARI	21002	1	RAM NARAYAN AYODHYA MA VI	22.9	36.1	23.2	22.4	29.3	27	143	138	3	11	14	0	28	0	110	-9.62
MAHOTTARI	21003	1	BHAI GU LO MA VI BATHANAHA	21	35	24.3	22.2	30.7	27.6	51	50	0	5	9	0	14	0	36	-5.63

**PERFORMANCE OF ALL SCHOOLS IN SLC EXAMINATION BY DISTRICTS**  
**2071 BS (2015 AD)**

DISTRICT	SCODE	ST	SCHOOL	AVERAGE MARKS IN COMP. SUBJECTS						STUDENT		PASS DIVISION						WLD	FLD	SEM
				ENG	NEP	MAT	SCI	SOC	HPE	TAP	TAPRD	DIS	FIR	SEC	TIR	PASS				
MAHOTTARI	21004	1	MAHENDRA ADARSHA MAHILA M	23.3	24.1	20.8	21.6	17.4	27.2	114	110	0	4	13	1	18	0	92	-13	
MAHOTTARI	21005	1	BHERUKHI MA VI LOHARPATTI	19.5	30.7	19	21.6	35.1	27.3	131	128	1	8	18	2	29	0	99	-9	
MAHOTTARI	21006	1	RA SA MA VI MAHOTTARI	20.5	28.8	24.5	18.8	26.3	21.3	104	101	1	1	12	1	15	0	86	-13.9	
MAHOTTARI	21007	1	JANATA MA VI BARDIBAS	21.2	36.5	19.8	11.3	30.5	24.8	130	130	0	7	12	1	20	0	110	-13.3	
MAHOTTARI	21008	1	JANTA MA VI BANAUTA	20.4	36.2	28.9	20.3	31.5	31.8	178	175	0	6	42	2	50	0	125	-6.15	
MAHOTTARI	21009	1	RAJAKIYA SAN MA VI MATIHANI	33.9	54.4	51.5	34	49.8	54.1	8	8	0	4	3	0	7	0	1	32.34	
MAHOTTARI	21010	1	LAXMICHANDI MURARKA MA VI J	27.8	32.7	31.3	21.6	22.8	24.8	121	112	0	2	34	0	36	0	76	-4.22	
MAHOTTARI	21011	1	YOG KUMAR MA VI BALABA SARP	23.7	36.8	39.7	19.8	32	29.3	143	138	0	6	45	2	53	0	85	-0.55	
MAHOTTARI	21012	1	SHONPHI DASHAIN MA VI SHRIPUR	13.8	25.4	12	14.3	17	26.5	158	149	0	5	10	0	15	0	134	-16.5	
MAHOTTARI	21013	1	RAMBATI JAGDEV JANTA MA VI B	17.2	29.2	24.7	18.8	24.3	24.6	107	101	0	5	18	1	24	0	77	-8.67	
MAHOTTARI	21014	1	LAXMI NARAYAN JANATA MA VI K	12	28.2	13	10.8	17.1	23.8	230	226	0	1	6	0	7	0	219	-20.7	
MAHOTTARI	21015	1	MA VI KHUTTA PIPARADHI	24.5	29.3	23.6	15.8	13.4	10.7	79	71	0	2	6	1	9	0	62	-15.2	
MAHOTTARI	21016	1	PANCHADHURA MA VI CHERU MA	27.2	38.3	14.3	11.4	31	35.4	99	94	0	3	3	0	6	0	88	-18.6	
MAHOTTARI	21017	1	SARASWATI MA VI THARUAHI	15.1	22.9	13	16.8	17.2	24.1	101	99	0	3	8	0	11	0	88	-15.9	
MAHOTTARI	21018	1	TRIBHUVAN MA VI GOUSHALA BA	23.4	29.7	21.4	16.3	24.1	26.5	149	149	0	27	12	0	39	0	106	-5.13	
MAHOTTARI	21019	1	PRASAD SINGH MA VI AOURAHI N	18.5	30.8	15.3	19.2	17.6	31.9	60	60	0	3	4	0	7	0	53	-15.4	
MAHOTTARI	21020	1	SARASWATI JANATA MA VI SONAN	14.3	22.5	21.7	12.4	17.7	25	122	118	0	3	11	3	17	0	101	-14.4	
MAHOTTARI	21021	1	SHREE HIGHER SECONDARY SCHC	18.9	30.3	22.4	17.7	21.4	32.7	133	128	0	4	10	0	14	0	114	-16	
MAHOTTARI	21022	1	JANATA MA VI BHARATPUR KHOR	23.7	30.4	19.2	17.3	24.7	27.5	121	118	0	5	22	0	27	0	88	-8.58	
MAHOTTARI	21023	1	KISHORI JANATA MA VI HARIHAR	16.8	28.4	24.5	18.1	23	23.4	58	57	0	4	3	4	11	0	46	-11.5	
MAHOTTARI	21024	1	JANATA MA VI KOLHUWA BAGEY	20.6	38.2	38.4	20.4	35.6	33.4	95	93	0	2	20	1	23	0	70	-8.45	
MAHOTTARI	21025	1	JANTA MA VI DANDATOL BIJALPU	11	18.8	11.7	8.7	13.6	20.3	132	126	0	1	3	0	4	0	122	-20.6	
MAHOTTARI	21026	1	MA VI BASBITTI BASANTAPUR	25.4	35.6	34.8	21	29.8	36	95	94	1	8	24	2	35	0	59	-0.53	
MAHOTTARI	21027	1	RAM MA VI MATIHANI	31.9	31.5	33.4	29.5	20.1	32.5	95	92	0	16	10	0	26	0	66	-4.65	
MAHOTTARI	21028	1	JANA JAGRIT MA VI PATU	27.9	41.4	14	18.4	27.8	26.7	45	45	0	1	2	0	3	0	42	-18.5	
MAHOTTARI	21029	1	RAM DEO JANATA MA VI BHRAMA	23.8	35.8	31.5	23.5	31.1	29.8	81	76	3	3	23	4	33	0	43	2.89	
MAHOTTARI	21030	1	ADARSHA MA VI RATAULI	29.2	34.8	29.3	24.3	38.6	29.2	78	76	0	10	21	1	32	0	44	2.54	
MAHOTTARI	21031	1	MAHENDRA RASTRIYA MA VI RAM	13.7	23.2	19.4	10	13.1	20.4	265	243	0	3	13	2	18	0	225	-18.3	
MAHOTTARI	21032	1	JANTA MA VI MADAI	20.2	32	20.2	19.7	25.5	29.5	48	45	0	2	7	2	11	0	34	-8.68	
MAHOTTARI	21033	1	JANATA MA VI PIGAUNA	28.4	32.1	33.5	19.5	16.6	20.3	37	36	0	0	2	0	2	0	34	-19.4	
MAHOTTARI	21034	1	MA VI HATHILET	22.3	35.7	9.4	12.2	33.4	31.7	103	103	0	1	4	0	5	0	98	-19.7	
MAHOTTARI	21035	1	MA VI BAKHARIBHATH	16.9	29.8	16.7	11.5	23.3	17.2	97	95	0	2	11	0	13	0	82	-14.6	
MAHOTTARI	21036	1	MA VI PARSA PATAILI	25.7	36.7	28.6	16.1	31.3	26.9	58	58	0	6	7	0	13	0	45	-8.73	

**PERFORMANCE OF ALL SCHOOLS IN SLC EXAMINATION BY DISTRICTS**  
**2071 BS (2015 AD)**

DISTRICT	SCODE	ST	SCHOOL	AVERAGE MARKS IN COMP. SUBJECTS						STUDENT		PASS DIVISION						WLD	FLD	SEM
				ENG	NEP	MAT	SCI	SOC	HPE	TAP	TAPRD	DIS	FIR	SEC	TIR	PASS				
MAHOTTARI	21037	2	ADVANCED LEARNER'S HIMALAY	55.4	49.8	66.7	57	57.2	54.5	35	34	3	30	0	0	33	0	1	44.34	
MAHOTTARI	21038	1	SHUKDEV MA VI SUGA	21.2	35.3	20.1	18.1	27.3	26.5	82	81	0	1	9	1	11	0	70	-14.8	
MAHOTTARI	21039	1	MUNSIF MA VI SANDHA	17.8	29.6	12.5	17.3	21.4	26.2	40	38	0	2	4	0	6	0	32	-13	
MAHOTTARI	21040	1	MA VI EKDARA BELA	14.4	21.6	13	16.2	23.3	26.7	92	88	0	1	4	0	5	0	83	-19.2	
MAHOTTARI	21041	1	MA VI KHAKHANA LOTANA	16.7	22.5	24.4	14.8	26.7	25.8	175	165	0	4	14	0	18	0	147	-16.1	
MAHOTTARI	21042	1	MA VI KHARIBA	18.1	30	22.7	19.1	25.6	24	128	126	0	5	18	1	24	0	102	-11.4	
MAHOTTARI	21043	2	SHISHU GYAN NIKUNJA ENGLISH E	52.5	59.7	80.9	54.3	60.1	54.7	27	27	2	23	2	0	27	0	0	45.28	
MAHOTTARI	21044	1	RASHTRIYA MA VI KANTIBAZAR	18.6	26.9	13.4	15.4	21.6	28.3	110	104	0	2	6	1	9	0	95	-17.5	
MAHOTTARI	21045	2	EVEREST PUBLIC SCHOOL BARDIB	60.2	54.4	74.1	51.1	68.3	44	39	39	3	35	1	0	39	0	0	45.87	
MAHOTTARI	21046	2	NAVA KSHITIJ HIGHER SECONDAR	28.9	40.5	22.8	17.6	45.6	40.4	19	19	0	1	2	0	3	0	16	-13	
MAHOTTARI	21047	1	JANATA SECONDARY SCHOOL SUN	18.8	24.7	14	17	24	30.1	121	120	0	3	9	1	13	0	107	-16.2	
MAHOTTARI	21048	2	SOUTH ASIAN CAMBRIDGE ENG BO	61.1	51.5	69.2	51.2	55.8	45.2	26	26	0	25	1	0	26	0	0	44.57	
MAHOTTARI	21049	2	NEW MODERN ENGLISH BOARDING	52.7	52.4	71.9	46.7	41.6	44.2	31	31	2	21	6	0	29	0	2	39.44	
MAHOTTARI	21050	2	VEENA VIDYA MANDIR ENGLISH B	52.4	50.5	51.2	35.2	45	41.5	13	13	1	5	5	0	11	0	2	31.44	
MAHOTTARI	21051	2	GLOBAL ACADEMY BARDIBAS	59.3	55.6	78.8	43.8	61.6	52.7	36	36	3	32	1	0	36	0	0	45.94	
MAHOTTARI	21052	1	DEURALI MA VI BARDIBAS	22.4	34.2	19.6	15	26.8	27.2	104	104	1	2	9	1	13	0	91	-15.1	
MAHOTTARI	21053	1	RAM BILAS YADAV JANTA SECONI	21.4	24.3	34.1	16.5	31.5	29.4	126	125	1	11	6	0	18	0	107	-13.2	
MAHOTTARI	21054	1	MA VI NIGAU - 5	17.2	29	21.4	15.3	18.8	24.5	53	51	0	1	9	1	11	0	40	-10.3	
MAHOTTARI	21055	1	LAXMI NARAYAN MA VI SIMARDA	21.7	30.3	23.5	11.3	18.9	18.6	43	40	0	2	1	0	3	0	37	-17.7	
MAHOTTARI	21056	1	JANATA MA VI KATAIYA CHAURIY	22.5	34	39.8	20.8	32.2	32.5	84	80	0	4	19	6	29	0	51	-2.28	
MAHOTTARI	21057	1	SHANKAR RA MA VI MEGHAROUL	16.9	27.6	17.9	17	19.2	29	118	114	0	2	8	1	11	0	103	-17	
MAHOTTARI	21058	2	CENTRAL POINT SECONDARY ACA	53.7	56	71.6	49.8	57.9	52.1	17	17	3	13	1	0	17	0	0	46.99	
MAHOTTARI	21059	2	SARASWATI GYANODAYA MA VI E	41.3	49.7	61	33.9	55.4	44.5	60	58	1	36	20	0	57	0	1	40.22	
MAHOTTARI	21060	1	RASTRIYA MA VI PASHUPATINATH	25.9	32.5	26.6	22.8	27.1	33.1	97	91	1	15	5	0	21	0	70	-7.38	
MAHOTTARI	21061	1	RA MA VI KHAYARMARA CHHODK	36.5	39.8	20.5	12.5	37.6	31.2	55	54	0	3	5	0	8	0	46	-13.5	
MAHOTTARI	21062	2	GALAXY ENGLISH BOARDING SCH	49.9	54.1	67.9	50.3	63.8	53.5	13	12	0	12	0	0	12	0	0	45	
MAHOTTARI	21063	2	MAHOTTARI GLORY SECONDARY	56.5	50.8	71.7	45.7	59.2	56.9	31	30	4	20	5	0	29	0	1	42.87	
MAHOTTARI	21064	1	MA VI BHERIYAH PHULKAHA	24.4	34.9	33.3	20.5	33.2	32.7	73	67	0	12	20	0	32	0	35	6.38	
MAHOTTARI	21065	1	RASTRIYA MA VI KHUTTA PIPRAD	21	36.2	15	18.6	36.3	27.7	22	21	0	0	4	0	4	0	17	-11.8	
MAHOTTARI	21066	3	LA CHA MU MA VI JALESHWAR (O	11.9	21.7	19.7	17.6	10.6	21.4	50	37	0	0	0	1	1	0	36	-21.2	
MAHOTTARI	21067	1	JANTA MA VI RAJAKHOR-6	23.3	35	31.4	18.4	27.7	30.3	134	126	1	13	26	2	42	0	84	-2.54	
MAHOTTARI	21068	1	SARYU MUNILAL MA VI SARPALLC	23.3	36	37.2	19.5	31.1	29.4	115	113	1	1	30	8	40	0	73	-2.95	
MAHOTTARI	21069	2	SUN SHINE ENGLISH BOARDING SC	62.6	62.3	75.8	51.1	66.4	57.7	14	14	9	4	0	0	13	0	0	51.43	

**PERFORMANCE OF ALL SCHOOLS IN SLC EXAMINATION BY DISTRICTS**  
**2071 BS (2015 AD)**

DISTRICT	SCODE	ST	SCHOOL	AVERAGE MARKS IN COMP. SUBJECTS						STUDENT		PASS DIVISION					WLD	FLD	SEM
				ENG	NEP	MAT	SCI	SOC	HPE	TAP	TAPRD	DIS	FIR	SEC	TIR	PASS			
MAHOTTARI	21070	1	RASTRIYA SARASWATI SECONDAR	36.8	44.6	43.6	24.4	39.1	38.8	35	35	0	5	13	0	18	0	17	8.04
MAHOTTARI	21071	2	BARDIBAS BOARDING SCHOOL, BA	61.4	58.2	82.2	46.7	64.8	45.8	13	13	4	8	1	0	13	0	0	48.75
MAHOTTARI	21072	1	JANAKI PARIKSHAN MA VI PARIKA	17.6	24.9	25.7	19.4	18.3	24.5	81	71	0	7	10	0	17	0	54	-7.92
MAHOTTARI	21073	1	MAHENDRA MA VI SINGYAHY	21.9	25.9	21.5	13.1	13.1	7.1	70	62	0	0	2	1	3	0	59	-19.9
MAHOTTARI	21074	1	NARAYAN MA VI GORHANNA	12.4	19.8	26.1	12.1	20.3	25.7	60	59	1	0	3	0	4	0	55	-18.2
MAHOTTARI	21075	2	MODERN GURUKUL BOARDING SC	54.3	54.9	65.8	47.2	49.7	43	10	10	0	9	1	0	10	0	0	43.88
MAHOTTARI	21076	1	MA VI SAHORWA	21.1	26.7	19	15.8	20.3	24.3	79	77	0	4	9	0	13	0	64	-12.4
MAHOTTARI	21077	1	SHREE SECONDARY SCHOOL, GON	21.7	40.6	26	26.5	33.9	35.1	37	37	0	3	6	1	10	0	25	-5.43
MAHOTTARI	21078	1	SHREE SECONDARY SCHOOL, KAM	34.6	42.1	21.7	14.3	43	34.9	94	92	0	5	16	0	21	0	71	-9.05
MAHOTTARI	21079	1	SHREE DURGA MA VI, PASHUPATI	15.6	29.3	12	13.4	15.5	28.3	73	69	0	1	5	0	6	0	63	-17.4
MAHOTTARI	21080	2	BHRAMARPUA MITHILA PUBLIC S	28.4	32.6	44.1	22.9	32.3	35.8	12	11	0	0	7	0	7	0	4	13.3
MAHOTTARI	21081	1	NEPAL RASTRIYA JANATA SECONI	22.1	35.8	16.8	13.7	22.3	22	79	79	0	1	6	0	7	0	72	-17.4
MAHOTTARI	21082	1	JAN JAGRIT SECONDARY SCHOOL,	19.8	42.4	12.6	12.5	45.1	32	16	16	0	0	1	0	1	0	15	-19
MAHOTTARI	21083	1	SHREE SECONDARY SCHOOL, BAD	15.4	27.8	20.3	18.1	19.1	24.9	64	62	0	1	4	1	6	0	56	-17
MAHOTTARI	21084	1	SHREE MA VI SAHASRAM	18.2	28.8	22.6	19.8	14.8	25.7	27	26	0	1	1	0	2	0	24	-17.7
MAHOTTARI	21085	1	JANTA SECONDARY SCHOOL, GAU	26.6	39.9	20.1	13.2	33.7	30	15	12	0	2	0	0	2	0	10	-11.3
MAHOTTARI	21086	2	BHANUBHAKTA MEMORIAL SECOI	61	61.8	82.9	61.6	68.7	55.9	29	29	18	11	0	0	29	0	0	54.31
MAHOTTARI	21087	1	JANAHIT NANDALAL SECONDARY	22.1	29.8	16.2	13.6	32.6	22.4	52	41	0	1	7	0	8	0	33	-11.3
MAHOTTARI	21088	1	MAITHILI BALLAV MADHYAMIK V	16.8	38.5	27.4	21.8	34.5	31.7	56	54	0	1	8	2	11	0	43	-11.2
MAHOTTARI	21089	2	SIDDHARTHA SHISHU SADAN BOA	55.9	46.5	61.5	47.2	55.9	45.4	15	15	2	8	4	0	14	0	1	39.5
MAHOTTARI	21090	1	SECONDARY SCHOOL RAMNAGAR	13.9	22.3	7.1	10.1	15.3	23.6	71	67	0	0	1	0	1	0	66	-21.7
MAHOTTARI	21091	1	SARBAJANIK RASTRIYA MA. VI., C	17.2	35.1	32.8	14.1	20.3	29.7	45	41	0	0	8	1	9	0	32	-10.4
MAHOTTARI	21092	1	RASTRIYA JANATA SECONDARY S	24.4	39.2	49.4	21.8	35.2	33	45	42	0	2	22	0	24	0	18	10.18
MAHOTTARI	21093	2	LAXMI SECONDARY SECONDARY	18.8	25.9	18.1	11.2	10.8	6.3	42	40	0	0	0	0	0	0	40	-22.5
MAHOTTARI	21094	1	NATIONAL SECONDARY SCHOOL,	13.8	25.6	17.1	13	20.4	25.7	64	60	0	1	4	0	5	0	55	-17.6
MAHOTTARI	21095	1	SARBAJANIK SECONDARY SCHOOL	29.6	37.3	31.4	12.5	22.7	16.5	24	24	0	0	4	0	4	0	20	-13.1
MAHOTTARI	21096	1	SHREE SEDONDARY SCHOOL, PAR	20.8	32.5	18.6	18.7	23.2	27.6	39	37	0	1	5	0	6	0	31	-13.1
SARLAHI	22001	1	CHATURBHUESHWAR JANATA MA	22.3	33.7	28.5	23	40.8	22.8	122	122	0	14	18	1	33	0	89	-6.07
SARLAHI	22002	1	JALDHAR KAMALDEV HIGHER SEC	31.7	38.1	28	27.3	41.8	33.8	51	51	0	13	8	0	21	0	30	3.53
SARLAHI	22003	1	DEODHARI MA VI SUNDARPUR	18.9	33.3	33.7	25.1	21.9	30.3	67	67	0	4	12	0	16	0	51	-8.4
SARLAHI	22004	1	SRIMATI KRISHNA DEVI JANATA M	24.3	33	18	18.7	31.3	23.5	186	178	0	16	20	3	39	0	139	-9.33
SARLAHI	22005	1	MADANPUR JAMUNIYA BIR NAGA	16.2	30.7	21.8	18.9	27.2	40.4	72	72	0	1	13	0	14	0	58	-11.4
SARLAHI	22006	1	SARASWATI MA VI BHAKTIPUR	29.4	41.6	38.1	21.3	27.9	33.4	140	140	5	13	31	0	49	0	91	-0.83

**PERFORMANCE OF ALL SCHOOLS IN SLC EXAMINATION BY DISTRICTS**  
**2071 BS (2015 AD)**

DISTRICT	SCODE	ST	SCHOOL	AVERAGE MARKS IN COMP. SUBJECTS						STUDENT		PASS DIVISION					WLD	FLD	SEM
				ENG	NEP	MAT	SCI	SOC	HPE	TAP	TAPRD	DIS	FIR	SEC	TIR	PASS			
SARLAHI	22007	1	SARASWATI MA VI HAJARIYA	22.5	35.9	20.9	17.3	23.3	33.3	155	155	0	8	16	0	24	0	131	-13.2
SARLAHI	22008	1	MAHADEV JANATA MA VI HARIWA	20.9	34.1	20.1	17.8	25.6	31.9	138	138	0	2	13	3	18	0	120	-15.2
SARLAHI	22009	1	NARAYAN JANATA MA VI PATTHA	29.9	38.5	25.2	21.3	36.2	34.4	129	124	0	25	24	0	49	0	75	2
SARLAHI	22010	1	CHAKRA JANATA SHAHID GANGA	21.5	37.1	29.5	20.1	34.6	30.5	201	201	0	13	44	7	64	0	137	-4.2
SARLAHI	22011	1	JANAJYOTI MA VI LALBANDI	33.8	42	42.7	25.8	36.7	30.7	145	143	4	25	38	3	70	0	73	7.53
SARLAHI	22012	1	NARAYAN MA VI KESHARGUNJ	28.4	35.6	40.3	26.9	29.4	30.9	162	159	0	20	41	6	67	0	92	2.25
SARLAHI	22013	1	MAHAVEER JANATA MA VI HARIP	22.3	38.5	22	21.4	23.3	27.3	208	207	0	4	33	2	39	0	168	-11.8
SARLAHI	22014	1	SHISHU KALYAN JANATA MA VI H	20.5	34.6	17.9	20	27.5	24.7	99	99	0	7	11	0	18	0	81	-11.5
SARLAHI	22015	1	JANTA MA VI BALWA SOKNAHA	10.3	21.6	21.6	10.3	11	17.7	62	60	0	0	5	1	6	0	54	-17
SARLAHI	22016	1	JANAKI DAS JANATA MA VI HEMPT	13.9	23.4	17.4	15.7	27.5	24.8	64	64	0	2	3	0	5	0	59	-17.8
SARLAHI	22017	1	PUBLIC MA VI MALANGWA	21.5	37	26.7	21.6	30.1	42.2	80	80	2	5	11	0	18	0	62	-8.48
SARLAHI	22018	1	BENI BHOLA NAMUNA MA VI GOD	23.5	35.2	34	21.8	21.8	29.2	124	121	1	6	17	3	27	0	94	-9.42
SARLAHI	22019	1	JANATA MA VI GADAHYA DUMAR	17.5	29.9	34.9	21	32.6	29.2	73	72	0	3	13	2	18	0	54	-8.24
SARLAHI	22020	1	SHREE KESHWAR GARIB HIGHER S	29.9	38.6	24.6	24.5	30.6	30	88	88	0	6	21	1	28	0	60	-3.95
SARLAHI	22021	1	JANATA MA VI RAMBAN	15.2	36.5	26.6	16.8	18.7	30.8	66	66	0	2	6	0	8	0	58	-15.3
SARLAHI	22022	1	JANATA MA VI HARKATHAWA	13.6	32	24	21.7	20.6	30.3	54	54	0	1	3	0	4	0	50	-18.1
SARLAHI	22023	2	NAVJEEVAN VIDYASHRAM MA VI	33	42.6	43	20.9	42.3	39	44	44	0	8	9	0	17	0	27	1.28
SARLAHI	22024	1	DIM JANATA MA VI PARWANIPUR	23.2	35.3	9.2	11.6	27.6	26.1	135	133	0	2	4	0	6	0	127	-19.8
SARLAHI	22025	1	SHREE 5 MAHENDRA JANATA MA	29.3	37.6	34	21.7	32.8	22.3	111	109	1	8	25	1	35	0	74	-3.46
SARLAHI	22026	1	JANATA TEJ NARAYAN DAYABATI	16.7	37.5	28.6	20.6	18.2	30.4	58	58	0	3	3	1	7	0	51	-15.3
SARLAHI	22027	1	DURGA KHOBHARI JANATA HIGHE	18.8	21.2	15.9	12.2	27.9	25	154	146	0	4	5	0	9	0	137	-18.7
SARLAHI	22028	1	JANTA MA VI SOLTEE BAZAR	23.3	35.2	23.1	16.8	25.6	34.5	112	111	0	7	10	1	18	0	93	-12.8
SARLAHI	22029	1	ISHWARPUR BELA MA VI RAMNAC	22.7	35	34.9	16.2	19	27.9	101	101	0	5	10	2	17	0	84	-12.7
SARLAHI	22030	1	SUDHA RAJESHWAR MA VI, CHHA	15.9	34.4	22.3	23.6	39.3	30.5	62	61	0	6	12	0	18	0	43	-4.8
SARLAHI	22031	1	MUKTESHWAR GANESH RAMSAKI	27.9	39.5	20.2	18.8	29.6	33.5	77	77	0	2	10	0	12	0	65	-13.4
SARLAHI	22032	1	JANATA MA VI AGARWA	18.1	30.5	26.4	20.4	24.2	42.4	68	68	0	3	10	0	13	0	55	-11.3
SARLAHI	22033	1	JANSEWA MA VI GHURKAULI	30.1	36.6	38.4	18.8	17.4	26.8	77	77	0	2	5	0	7	0	70	-17.1
SARLAHI	22034	2	GYANODAYA AWASIYA MA VI MA	43.3	49.6	56.2	42.4	43.9	46.2	47	45	0	28	16	0	44	0	1	39.5
SARLAHI	22035	2	MALANGAWA GREEN LAND SEC. E	47.1	53.2	63	45.5	43.6	49.7	93	88	6	71	11	0	88	0	0	44.62
SARLAHI	22036	1	MAHENDRA RATNA JAGARNATH I	26.8	42.6	33.9	22.3	26.4	34.6	140	140	0	14	29	2	45	0	95	-3.43
SARLAHI	22037	1	SHIVAN FUNIYA DEVI JANTA MA V	10.9	17.9	19.9	6.5	11.1	11.6	53	50	0	0	1	0	1	0	49	-21.4
SARLAHI	22038	1	BAL GOVIND JANATA MA VI PIPAR	22.3	33.6	43.6	22.4	25.8	34.8	59	59	0	4	10	1	15	0	44	-7.6
SARLAHI	22039	2	EVEREST SECONDARY ACADEMY	62.8	58.8	81.3	58.5	53.3	45.8	59	59	8	49	2	0	59	0	0	46.65

**PERFORMANCE OF ALL SCHOOLS IN SLC EXAMINATION BY DISTRICTS**  
**2071 BS (2015 AD)**

DISTRICT	SCODE	ST	SCHOOL	AVERAGE MARKS IN COMP. SUBJECTS						STUDENT		PASS DIVISION					WLD	FLD	SEM
				ENG	NEP	MAT	SCI	SOC	HPE	TAP	TAPRD	DIS	FIR	SEC	TIR	PASS			
SARLAHI	22040	2	GYANKUNJ SECONDARY BOARDIN	45.9	46.9	63.9	35	57.4	49.9	25	25	0	17	4	0	21	0	4	32.4
SARLAHI	22041	1	JANTA MA VI SHREENAGAR	18.3	23.9	13.7	13	26.7	26.4	103	103	0	2	7	0	9	0	94	-17.4
SARLAHI	22042	1	MARICH MAN SINGH JANATA MA V	18.1	23.7	17.9	19	16.5	26.3	52	51	0	2	4	0	6	0	45	-15.4
SARLAHI	22043	1	JANTA MA VI SIMRA BHAGAWATIE	18.8	38.5	28.9	20.6	17.8	31.7	99	97	0	4	18	0	22	0	75	-9.28
SARLAHI	22044	1	NAVA JANJAGARAN MA VI RAJGH	27.2	37.8	28.2	15.7	28.6	30.3	110	109	0	5	14	0	19	0	90	-12.2
SARLAHI	22045	1	SHREEMATI LAXMI DEVI JANTA M	20	32.2	32.9	23.6	35.1	34	69	68	0	5	15	0	20	0	48	-5.13
SARLAHI	22046	1	N R B JANTA MA VI SANGRAPMUR	25.6	32.7	22.6	21.3	23.8	25.1	69	69	0	3	9	1	13	0	56	-11.6
SARLAHI	22047	1	NEPAL RASTRIYA JANATA MA VI E	21.6	32.9	12.7	11.3	26.5	23.1	58	55	0	0	8	0	8	0	47	-14.3
SARLAHI	22048	2	PADMA RATNA VIDYA MANDIR M	46.9	44.2	61	37.2	60.9	50.6	27	27	0	18	2	0	20	0	7	26.67
SARLAHI	22049	1	PHAUDASINGH MA VI RANIGANJ	28.9	34.5	30.4	16	28.6	26.7	46	45	0	7	7	0	14	0	31	-3.25
SARLAHI	22051	2	SUNRISE SECONDARY ENGLISH BO	58.1	59	80.7	53.6	50.7	48.9	64	64	13	50	1	0	64	0	0	47.87
SARLAHI	22052	1	PUBLIC MA VI PARSA	28.4	35.7	25.8	25.8	40.6	28.4	41	41	0	3	8	1	12	0	29	-5.45
SARLAHI	22053	2	EDUCATION CARE HOME SCHOOL	35.3	36.6	34.1	27.8	41.3	36.5	33	33	0	4	5	0	9	0	24	-5.8
SARLAHI	22054	2	JAYCEES ENGLISH SECONDARY BO	53.3	55.4	74.5	56.5	64.8	57.7	62	62	5	55	2	0	62	0	0	45.85
SARLAHI	22055	2	MANAKAMANA SECONDARY BOA	52.1	55.6	63.4	39.8	53.6	48	38	38	1	31	5	0	37	0	1	42.14
SARLAHI	22056	2	IDEAL CO-ED ACADEMY LALBAND	51.9	60.4	51.8	42	49.2	52	49	49	4	25	12	1	42	0	7	33.4
SARLAHI	22057	2	R R SURE SUCCESS ENGLISH BOAR	60	56.3	83.7	58.4	62.4	55.6	23	23	6	17	0	0	23	0	0	48.91
SARLAHI	22058	1	JANATA MA VI DHUNGREKHOLA	24.7	29.1	29.7	11.4	22	22.9	63	63	0	0	10	1	11	0	52	-12.8
SARLAHI	22059	2	LALIGURANS ACADEMY ISHWORP	59.1	61.3	89	48.7	51.4	57.7	43	43	11	32	0	0	43	0	0	48.84
SARLAHI	22060	2	APEX ACADEMY MALANGWA SAR	51	61.3	76.1	52	48.5	54.1	35	35	4	26	5	0	35	0	0	45.11
SARLAHI	22061	2	KALPAVRIKSHA SECONDARY SCH	57.8	57.5	73.5	45.3	60.1	58.4	79	79	25	46	8	0	79	0	0	48.61
SARLAHI	22062	1	BAUDHI DEVI MA VI MUSAILI	22.7	44.4	33.2	27.6	26.8	36.8	32	32	0	4	8	1	13	0	19	1.45
SARLAHI	22063	2	GYAN JYOTI AWASIYA VIDHYALA	58.8	60.8	71.3	50.8	66.6	44.6	44	44	8	33	3	0	44	0	0	46.96
SARLAHI	22064	1	RAMSAKHI MOHIT SINGH JANTA S	15.4	25.6	30	21.9	32.8	28.1	67	65	0	2	4	1	7	0	58	-16.2
SARLAHI	22065	2	GYANODAYA SECONDARY ENGLIS	50.3	52.5	51.3	34.4	43.1	54.4	35	35	1	19	14	0	34	0	1	39
SARLAHI	22069	1	TAPASWI JAGDEV SECONDARY SC	12.3	31.6	24.4	20.2	33.8	26.6	82	76	0	1	12	1	14	0	62	-12.1
SARLAHI	22070	2	OXFORD EDUCATION ACADEMY, I	59.7	49.7	68.1	47.9	45.1	41.5	15	15	0	13	2	0	15	0	0	43.5
SARLAHI	22071	2	ADARSHA SARASWATI SECONDAR	67.3	55.8	84.6	48.9	55.7	46.1	9	9	5	4	0	0	9	0	0	53.33
SARLAHI	22072	1	JANATA SECONDARY SCHOOL KAI	25.8	29.3	33	25.8	28.2	28.5	78	78	1	4	17	0	22	0	56	-5.72
SARLAHI	22073	2	MOONLIGHT ENGLISH SCHOOL BA	55.8	58.2	73.4	50.1	66.7	49.5	54	54	13	41	0	0	54	0	0	48.61
SARLAHI	22074	2	EDUCATION HOME BARHATHAWA	15.4	22.7	17.1	11.7	21.6	23.5	10	8	0	0	2	0	2	0	6	-8.44
SARLAHI	22075	1	SUBEDAR JANTA SECONDARY SCH	24.1	43.4	30.1	22	24.9	30.4	87	87	1	7	19	3	30	0	57	-2.23
SARLAHI	22076	2	D A V SUSHIL KEDIA VISHWA BHA	43.5	44.6	50.6	37.5	48.3	46.4	15	15	1	6	6	0	13	0	1	34

**PERFORMANCE OF ALL SCHOOLS IN SLC EXAMINATION BY DISTRICTS**  
**2071 BS (2015 AD)**

DISTRICT	SCODE	ST	SCHOOL	AVERAGE MARKS IN COMP. SUBJECTS						STUDENT		PASS DIVISION					WLD	FLD	SEM
				ENG	NEP	MAT	SCI	SOC	HPE	TAP	TAPRD	DIS	FIR	SEC	TIR	PASS			
SARLAHI	22077	1	JANATA HIGHER SECONDARY SCH	39.3	47.5	51.1	25.5	31.2	34	56	55	0	8	24	1	33	0	22	12.71
SARLAHI	22078	2	LITTLE FLOWER ENGLISH BOARDI	52.3	51.5	67.3	33.3	48.6	35.4	14	14	0	11	3	0	14	0	0	42.59
SARLAHI	22079	2	DAWNING FUTURE ACADEMY, HA	44.3	43	53.4	33.5	47.6	37	27	27	0	12	7	0	19	0	8	22.08
SARLAHI	22080	2	ELITE ENGLISH BOARDING SCHOO	52.1	55.7	67.4	48.4	53.8	41.2	25	25	1	21	3	0	25	0	0	44.25
SARLAHI	22081	2	SHISHU PRAGYA SADAN ENGLISH	47.8	50.2	63.3	38.4	41.6	32.9	25	25	0	15	8	0	23	0	2	36
SARLAHI	22082	1	SHREE PANCH KUMAR SECONDAR	29.7	43.6	34.2	25.5	40.5	40.4	85	83	0	11	22	2	35	0	48	2.48
SARLAHI	22083	1	RAM GULAM JANTA MA. VI., BHAN	26.2	36.4	41.4	26.9	31.5	38.8	34	34	0	5	9	0	14	0	20	2.32
SARLAHI	22084	1	SHREE RAM ABTAR JANATA SECO	30	43.3	46.6	33.5	33.1	43	44	44	0	6	25	1	32	0	12	19.72
SARLAHI	22085	1	JANTA MA VI BELHI BAZAR	18.8	29.1	27.3	16.9	15.8	25.9	42	42	0	0	4	1	5	0	37	-16
SARLAHI	22086	1	RAM JANAKI MA VI SANTAPUR BA	16.7	24	19.4	19.5	17.3	27.7	61	58	0	5	3	0	8	0	50	-13.8
SARLAHI	22087	1	SHREEMATI MAIRANI MIKCHANI M	22.5	33.4	30	22.7	40.4	24.6	54	54	0	2	10	1	13	0	41	-8.72
SARLAHI	22088	1	NEPAL RASTRIYA RAMCHANDRA S	16.5	33.9	28.4	24.7	21	29.7	48	48	0	1	8	1	10	0	38	-10.7
SARLAHI	22089	2	DIVYAJYOTI MA VI LALBANDI	59.8	52.9	73.4	47.1	54.6	46	28	28	3	22	3	0	28	0	0	45.4
SARLAHI	22090	1	JANTA MA VI PHULPARASI	7.6	23.8	7	11.2	6.3	17.1	32	31	0	0	0	0	0	0	31	-22.5
SARLAHI	22091	3	PUBLIC MA VI MALANGAWA (OPE	19.2	31.6	28.1	21.4	26.8	42.2	31	30	0	0	6	1	7	0	23	-9.7
SARLAHI	22092	2	SUPRABHAT ENGISH SECONDARY	51.4	53.4	65.1	39.9	61	50.3	56	56	4	35	15	0	54	0	2	40.65
SARLAHI	22093	2	UNITED EDUCATIONAL ACADEMY	54.6	54.3	49.3	42.5	45.8	42.9	21	21	0	10	10	0	20	0	1	36.43
SARLAHI	22094	5	GRIHINI SIKSHYA MA VI SUKHEPO	21.7	40.2	16.8	20.1	42.1	25.8	45	44	0	1	6	0	7	0	37	-13.3
SARLAHI	22095	3	C J HIGHER SECONDARY SCHOOL	20.6	30.2	25.4	17.2	41.8	23.4	19	19	0	1	2	1	4	0	15	-10.6
SARLAHI	22096	1	RAM LAGAN SECONDARY SCHOOL	28.3	43	42.1	31.9	33.4	41.7	43	43	0	3	27	1	31	0	12	18.61
SARLAHI	22097	1	NARAYAN HARI SECONDARY SCH	14.8	39.5	38.6	22.7	17.1	31.5	38	37	0	0	6	0	6	0	31	-13.4
SARLAHI	22098	2	SURE SUCCESS SECONDARY SCHC	63.9	60.5	81	65.1	45.4	49.1	14	14	5	9	0	0	14	0	0	50.36
SARLAHI	22099	1	TRIBHUVAN SECONDARY SCHOOL	17.3	28.9	11	12.7	21.3	24.9	29	29	0	0	2	0	2	0	27	-18.6
SARLAHI	22100	2	ROCKVALE ACADEMY LALBANDI	50.1	46.7	59.6	42.9	47.9	52.2	14	14	0	8	6	0	14	0	0	40.18
SARLAHI	22101	1	JANKI SECONDARY SCHOOL LALB	21	31.9	25.2	11.8	34.7	31.7	141	139	0	6	14	2	22	0	117	-13.3
SARLAHI	22102	1	KALINJOR SECONDARY SCHOOL R	27.6	33.3	26.9	20	33.8	36	40	38	0	5	4	0	9	0	29	-7.7
SARLAHI	22103	2	DIVYA JYOTI SECONDARY ENGLIS	57	57.4	74.7	39.5	50.1	56.1	28	28	2	22	3	0	27	0	1	42.46
SARLAHI	22104	1	HOSTE HAINSE SHIKSHA KENDRA	28.2	43.7	42.3	33.8	27.8	38	43	43	0	8	11	1	20	0	23	5.53
SARLAHI	22105	1	JANATA SECONDARY SCHOOL HA	31.8	40.5	50	37.9	34.7	41	28	28	0	4	12	2	18	0	10	14.57
SARLAHI	22106	1	SAGARNATH SECONDARY SCHOOL	35.7	43.5	47.1	30.2	31.6	35.8	56	56	0	10	23	1	34	0	22	13.49
SARLAHI	22107	1	SHREE BAGMATI SECONDARY SCH	18	35.7	34.5	23.9	34.8	28.7	37	37	0	2	7	1	10	0	27	-6.95
SARLAHI	22108	1	SRI SECONDARY SCHOOL, MADHU	23.4	34.6	48.2	24.6	30.3	32.9	41	41	0	1	18	3	22	0	19	7.24
SARLAHI	22109	1	P A SECONDARY SCHOOL, DHANG	22.1	44.6	42.1	33.4	23.1	37.5	10	10	0	1	2	0	3	0	7	-4.5



**PERFORMANCE OF ALL SCHOOLS IN SLC EXAMINATION BY DISTRICTS**  
**2071 BS (2015 AD)**

DISTRICT	SCODE	ST	SCHOOL	AVERAGE MARKS IN COMP. SUBJECTS						STUDENT		PASS DIVISION						WLD	FLD	SEM
				ENG	NEP	MAT	SCI	SOC	HPE	TAP	TAPRD	DIS	FIR	SEC	TIR	PASS				
SARLAHI	22110	1	SRI JANTA SECONDARY SCHOOL, /	26.5	34.1	41.3	27.6	36.7	37.8	33	33	0	2	13	1	16	0	17	5.16	
SARLAHI	22111	1	SHREE JANABAL KALYAN SECONI	22	37.7	27.8	22.4	25.5	25	28	28	0	1	7	1	9	0	19	-4.37	
SARLAHI	22112	2	LORD BRIGHT WISDOM INTERNAT	58.5	62.9	82.9	48.7	48.8	50	38	38	4	34	0	0	38	0	0	46.58	
SARLAHI	22113	1	SHREE JANATA SECONDARY SCH	18.9	30.3	28.2	17.3	21.4	33.8	70	70	0	4	8	0	12	0	58	-12.2	
SARLAHI	22114	2	NEW GUIDANCE SECONDARY SCH	55.5	55.6	69.1	44.8	50	55.5	75	75	8	53	13	0	74	0	1	43.75	
SARLAHI	22115	1	SHREE JANTA S.S.SALEMPUR	18.1	31.1	30.2	24.9	35.3	31.9	52	50	0	3	12	0	15	0	35	-4.95	
SARLAHI	22116	1	SHREE SARASWATI S.S.ARNAHA	20.5	39.6	34.5	27.7	24.6	29.3	21	21	0	0	7	0	7	0	14	-3.75	
SARLAHI	22117	2	MODEL ENGLISH BOARDING SCHO	38.6	49.3	48	40.2	33.1	45.4	9	9	0	2	7	0	9	0	0	36.25	
SINDHUPALCHOK	23001	1	KRISHNA RATNA GANGA U MA VI	30.4	48.5	31.3	28.6	41.9	36.5	66	66	2	7	24	0	33	0	33	7.61	
SINDHUPALCHOK	23002	1	ANANDA U MA VI JALBIRE	26.9	43	41.3	24.3	43.5	42	89	88	1	18	28	0	47	0	41	10.14	
SINDHUPALCHOK	23003	1	SARASWATI U MA VI GYALTHUM	24.1	43.3	23.1	22.6	33.9	42.2	56	56	0	7	10	0	17	0	39	-4.02	
SINDHUPALCHOK	23004	1	JALPA U MA VI KOTHE LAMUSANG	19.2	33.5	10.8	15.4	33	38.7	26	26	0	0	5	0	5	0	21	-11.7	
SINDHUPALCHOK	23005	1	BAGHA BHAIRAB U MA VI THOKA	42.5	60.3	53.4	35.7	48.2	50.3	41	41	2	23	7	0	32	0	9	28.99	
SINDHUPALCHOK	23006	1	JANA JAGRITI U MA VI SANGACHO	22.5	40.8	27.5	22.1	44.6	34.4	58	57	0	5	15	1	21	0	36	-0.96	
SINDHUPALCHOK	23007	1	MAHENDRA KANTI MA VI KALIKA	26.7	46.7	28.7	26.1	34.7	40.1	27	27	0	3	8	0	11	0	16	1.67	
SINDHUPALCHOK	23008	1	SARASWATI MA VI BHOTECHAUR	28.5	47.2	38.2	28.7	52	34.7	41	41	1	8	13	1	23	0	18	11.65	
SINDHUPALCHOK	23009	1	SHARADA U MA VI BAHBABISE	29	38.6	39.7	20.8	53.7	43.1	67	67	1	9	18	0	28	0	39	2.91	
SINDHUPALCHOK	23010	1	AINESLUKHARKA U MA VI AINSE	28.7	40.8	34.5	22.6	44.2	40.1	45	45	0	3	22	1	26	0	19	10.53	
SINDHUPALCHOK	23011	1	SINDHU PURANA GAUN U MA VI SI	25.1	44.3	18.7	16.5	45.2	35.9	66	66	0	4	10	0	14	0	52	-9.89	
SINDHUPALCHOK	23012	1	KAKALING HARI SIDDHI U MA VI TH	19.7	35.4	29.5	19.8	31.7	35.4	86	85	0	6	22	1	29	0	56	-2.63	
SINDHUPALCHOK	23013	1	JALPA DEVI U MA VI BAHUNIPATI	26.3	45.2	29.8	24.4	46.8	45.5	46	46	0	10	13	0	23	0	23	8.07	
SINDHUPALCHOK	23014	1	BHUMESHWARI MA VI KYOOL	27	37.2	35.1	20	30.9	27.5	38	38	0	1	14	0	15	0	23	0	
SINDHUPALCHOK	23015	1	BAL SUDHAR MA VI DUBACHAUR	25.6	45.8	24.8	24.4	47.4	44.8	44	43	1	3	12	0	16	0	27	-0.17	
SINDHUPALCHOK	23016	1	KODARI MA VI TATOPANI	28	47.4	39.3	30.9	55.2	44.3	62	62	0	18	20	0	38	0	24	15.24	
SINDHUPALCHOK	23017	1	JALPA U MA VI JAISHI GAUN	21.8	42	19	19.3	46.6	35.6	56	56	0	3	12	0	15	0	41	-6.83	
SINDHUPALCHOK	23018	1	SUNKOSHI MA VI BUDEPA KARTHA	26	50.9	44.2	33.7	54.7	46.3	23	23	0	8	12	0	20	0	3	30.33	
SINDHUPALCHOK	23019	1	BHADRAKALI MA VI MANESWARA	30.9	41.4	34.9	31.6	43.8	33.5	54	54	0	6	21	4	31	0	23	10.32	
SINDHUPALCHOK	23020	1	MAHENDRODAYA MA VI PATI DAI	33.1	46.7	41.4	31.2	36.1	38.9	57	57	3	10	19	3	35	0	22	14.88	
SINDHUPALCHOK	23021	1	THANGPALDHAP U MA VI DHAP	25.1	50	27.1	19.8	49.4	48.9	44	44	0	4	11	0	15	0	29	-2.3	
SINDHUPALCHOK	23022	1	SETIDEVI SHARADA U MA VI LAM	24	38	13.3	17.2	33.3	34.5	55	55	0	7	1	1	9	0	46	-12	
SINDHUPALCHOK	23023	1	INDRESWAR U MA VI MELAMCHI	31.9	54.1	34.8	29.5	57.6	38.7	62	62	2	13	18	0	33	0	29	10.65	

**PERFORMANCE OF ALL SCHOOLS IN SLC EXAMINATION BY DISTRICTS**  
**2071 BS (2015 AD)**

DISTRICT	SCODE	ST	SCHOOL	AVERAGE MARKS IN COMP. SUBJECTS						STUDENT		PASS DIVISION						WLD	FLD	SEM
				ENG	NEP	MAT	SCI	SOC	HPE	TAP	TAPRD	DIS	FIR	SEC	TIR	PASS				
SINDHUPALCHOK	23024	1	RATNA RAJYA MA VI CHANAUTE	22.1	39.9	31	19.4	28.2	28.8	66	66	0	2	18	2	22	0	44	-3.7	
SINDHUPALCHOK	23025	1	SIPATINGHARE SAN U MA VI TINGI	28.6	43.2	30.9	20.8	45	65.7	34	34	0	6	12	0	18	0	16	9.26	
SINDHUPALCHOK	23026	1	BUDDHODAYA MA VI, LISANKHU-2	25.6	37.5	34.5	31.3	29.4	36.2	38	38	0	1	18	0	19	0	19	5.92	
SINDHUPALCHOK	23027	1	KRISHNA MA VI THAKANI	19	37.2	12.7	9.7	43.3	33.8	35	35	0	1	2	0	3	0	32	-17.4	
SINDHUPALCHOK	23028	1	JHIRPU U MA VI JHIRPU	31.4	44.4	35.2	29.6	42.8	29.5	61	61	0	5	27	0	32	0	29	7.93	
SINDHUPALCHOK	23029	1	CHANDESWORI MA VI BHOTSHIPA	25.6	42.4	26.6	24.3	41.6	34.7	57	57	0	2	19	1	22	0	35	-0.57	
SINDHUPALCHOK	23031	1	KALIKA MA VI TEKANPUR	37.5	39.5	35.5	19.2	49.5	38.7	33	33	0	7	8	0	15	0	18	5.45	
SINDHUPALCHOK	23032	1	RAJESHWORI HIGHER SECONDARY	35.3	45.7	31.6	26.6	44.4	45.2	84	84	1	20	19	0	40	0	44	7.28	
SINDHUPALCHOK	23033	1	GYAN MANDIR NAMUNA U MA VI	35.9	50.2	24.8	28	56.1	47.5	36	36	0	7	6	0	13	0	23	0	
SINDHUPALCHOK	23034	1	MAHENDRA MA VI BHORLE	23.9	41.5	27	20.5	36.3	29.4	42	40	0	2	15	2	19	0	21	4.29	
SINDHUPALCHOK	23035	2	JYUGAL BOARDING HIGH SCHOOL	49.3	56.8	51.3	34.6	59.8	47.3	16	16	0	12	4	0	16	0	0	42.19	
SINDHUPALCHOK	23036	1	GANESH MA VI YAMUNADANDA	29.1	47	31.7	23.3	39.4	45.2	32	32	1	4	7	0	12	0	20	0.82	
SINDHUPALCHOK	23037	1	SIDDHI GANESH MA VI SANUSIRUI	33.1	44.6	35.3	23.8	52.2	45.3	30	30	0	6	10	0	16	0	14	9.75	
SINDHUPALCHOK	23039	2	YANGRIMA ENGLISH BOARDING S	43.3	50.3	38	25	41.8	31.4	8	8	0	1	0	0	1	0	7	-14.1	
SINDHUPALCHOK	23040	1	KALIDEVI MA VI KADAMBAS	18.6	33	12.3	11	38.8	29.8	44	43	0	1	3	0	4	0	39	-17	
SINDHUPALCHOK	23041	1	TRIPURA SUNDARI MA VI TAUTHA	28	40.8	27	16.5	46.4	34.9	28	28	0	1	6	0	7	0	21	-8.04	
SINDHUPALCHOK	23042	1	PHATAKSHILA MA VI PHATAKSHI	29.9	43.4	33.9	29.2	43.4	30	22	22	0	3	8	2	13	0	9	11.39	
SINDHUPALCHOK	23043	2	EKTA BOARDING SCHOOL CHAUTA	57.8	65.2	73.1	45.5	63.2	51.5	17	17	5	12	0	0	17	0	0	49.41	
SINDHUPALCHOK	23044	1	JANATA MA VI JYAMIRE	24.4	46.4	31.2	22.1	53.7	46.4	52	51	1	6	15	0	22	0	29	3.6	
SINDHUPALCHOK	23045	1	NIGALE MA VI NIGALE MUDE	21.8	35.1	40.4	26.1	32	37.6	44	44	0	2	15	1	18	0	26	0.8	
SINDHUPALCHOK	23046	1	BACHCHHALA DEVI MA VI SHYAM	23.9	42.9	17.6	28.1	46.8	41.2	19	19	0	4	2	0	6	0	13	-2.37	
SINDHUPALCHOK	23047	1	DHARMODAYA HIGHER SECONDA	18.5	29.5	10.5	7.4	19.3	28.4	20	20	0	0	0	0	0	0	20	-22.5	
SINDHUPALCHOK	23048	1	MAHENDRA PRATAP MA VI DHUSK	25.1	43	27.5	23.7	38.8	25.9	44	44	0	3	13	2	18	0	26	0.84	
SINDHUPALCHOK	23049	1	BAL SHIKSHA U MA VI MANKHA C	42.5	43.4	44.3	24.6	48.1	39.5	62	62	1	21	12	0	34	0	28	12.58	
SINDHUPALCHOK	23050	1	SETI DEVI MA VI SYAULEBAZAR	30.6	44.3	15.3	23.4	49.8	43	32	32	0	1	3	0	4	0	28	-15.1	
SINDHUPALCHOK	23051	1	SETI DEVI MA VI THULOSIRUWARI	26.5	45.6	30.6	23.7	48	39.6	62	62	0	11	13	1	25	0	37	2.02	
SINDHUPALCHOK	23052	1	KSHAMA DEVI MA VI THULOPALA	30.7	41.9	36.2	24.8	40	26	55	55	0	5	23	3	31	0	24	9.7	
SINDHUPALCHOK	23053	1	SARASWOTI MA VI RAMCHE	33.7	47.5	35.2	36	43.6	31.5	19	19	0	3	9	0	12	0	7	14.8	
SINDHUPALCHOK	23054	1	KOLDONG DEVI MA VI THUMPAKH	27.8	47.7	32.9	25.3	34.8	40	38	38	0	9	12	0	21	0	17	11.25	
SINDHUPALCHOK	23055	1	KALIKA DEVI MA VI BATASE	24.1	46.9	31.6	29.3	31.3	33	27	27	0	3	10	0	13	0	14	5.83	

**PERFORMANCE OF ALL SCHOOLS IN SLC EXAMINATION BY DISTRICTS**  
**2071 BS (2015 AD)**

DISTRICT	SCODE	ST	SCHOOL	AVERAGE MARKS IN COMP. SUBJECTS						STUDENT		PASS DIVISION					WLD	FLD	SEM
				ENG	NEP	MAT	SCI	SOC	HPE	TAP	TAPRD	DIS	FIR	SEC	TIR	PASS			
SINDHUPALCHOK	23056	1	BHIMESWORY MA VI BHIMTAR	26.2	44.1	33.9	23.4	45.5	36.8	43	42	0	4	20	1	25	0	17	11.82
SINDHUPALCHOK	23057	1	RAMA MA VI ATTARPUR	17.9	25.6	11.3	10.6	21.7	25	27	27	0	0	0	0	0	0	27	-22.5
SINDHUPALCHOK	23058	1	KUPA KANYA MA VI MANKHA-7	27.4	37.7	25.9	30.7	30.3	41.4	48	48	0	11	8	0	19	0	29	2.34
SINDHUPALCHOK	23059	1	PHULPINGKOT MA VI PHULPINGKO	24.5	55.1	40	28.4	41	38.5	14	14	0	3	5	0	8	0	6	12.05
SINDHUPALCHOK	23060	1	KSHETRA PALESWORY SECONDARY	25.1	49.9	19.4	20	30.2	33.2	28	28	0	2	4	0	6	0	22	-9.64
SINDHUPALCHOK	23061	1	SHREE MAHENDRA SECONDARY SCHOOL	26.8	41.5	32.7	25	32.4	29.8	55	55	0	3	16	3	22	0	33	0.08
SINDHUPALCHOK	23062	1	SHREE MELAMCHI GHYANG SECONDARY	50.2	57.2	61.9	48.1	55.2	39.1	35	35	3	18	9	0	30	0	5	33.75
SINDHUPALCHOK	23063	1	TERSE SECONDARY SCHOOL TALABHUMI	26.1	41.1	31.1	26.9	35.5	31.8	96	95	0	7	32	7	46	0	49	4.85
SINDHUPALCHOK	23064	1	RAITHANE SECONDARY SCHOOL THULU	28.9	47.1	30.8	28.6	26.1	34	28	28	0	2	7	1	10	0	18	-1.96
SINDHUPALCHOK	23065	1	MANGALA MAI SECONDARY SCHOOL	36.3	48.4	23.8	28.2	39.7	32.1	20	20	0	5	3	0	8	0	12	2.81
SINDHUPALCHOK	23066	1	CHILAUNE SECONDARY SCHOOL THULU	37.5	59.2	39.1	39.1	30.7	39.2	26	26	0	4	10	0	14	0	12	9.52
SINDHUPALCHOK	23067	1	KALI DEVI MA VI PANGTANG	27.3	41.2	42.2	20.1	36.8	35.4	52	52	0	2	20	0	22	0	30	1.73
SINDHUPALCHOK	23068	1	JANA SAHAYOG SECONDARY SCHOOL	19.8	30.6	18.3	10.8	27.3	27.8	25	25	0	0	2	0	2	0	23	-18
SINDHUPALCHOK	23069	1	JALPA DEVI SECONDARY SCHOOL	20	35.2	19.6	23.6	27.6	39.7	38	38	0	1	7	0	8	0	30	-10.4
SINDHUPALCHOK	23070	1	SIDDHI KAMALA DEVI SECONDARY SCHOOL	31.3	47	21.4	24	52.4	46.7	37	37	1	3	7	0	11	0	26	-4.16
SINDHUPALCHOK	23071	2	PRIVATE PARADISE SECONDARY SCHOOL	59.9	66.3	86.4	57.6	58.3	43.3	18	18	4	14	0	0	18	0	0	48.33
SINDHUPALCHOK	23072	1	GOLMA DEVI MA VI HELAMBU	33.8	50.1	35.5	22.8	44.2	36.2	17	17	0	5	5	0	10	0	7	13.9
SINDHUPALCHOK	23073	1	JANA KALYAN MA VI THULO DHAI	18.1	40.1	18.5	9.8	25.3	26.9	24	24	0	0	2	0	2	0	22	-17.8
SINDHUPALCHOK	23074	1	BHIM VIDHYASHRAM MA VI BANSI	28.6	50.4	31.1	27.8	27	38.6	29	29	0	1	8	0	9	0	20	-4.66
SINDHUPALCHOK	23075	1	LANGARCHE MA VI LANGARCHE	29	57.2	24.3	26.7	32.7	37.7	39	38	0	6	9	0	15	0	23	1.48
SINDHUPALCHOK	23076	1	SIMPALESHWORI MA VI SIMPAL	22.8	41.8	23.8	26.4	40.6	36.9	29	29	0	2	11	0	13	0	16	3.49
SINDHUPALCHOK	23077	1	SANGACHOK MA VI THULO SIRUB	22.2	39.2	14.5	16.4	41.2	29	45	45	0	2	2	1	5	0	40	-16
SINDHUPALCHOK	23078	1	BHUMESHWORI MA VI SUNKHANI	26.1	47	28.9	17.8	36.4	37.1	37	37	0	4	5	1	10	0	27	-6.34
SINDHUPALCHOK	23079	1	IRKHU HIGHER SECONDARY SCHOOL	21.5	45.9	28.4	26.5	42	37.5	41	41	0	3	15	1	19	0	22	4.15
SINDHUPALCHOK	23080	1	JANA JAGRITI MA V MELAMCHI	21.1	37.4	30.1	20.4	34.3	36.1	16	16	0	0	6	0	6	0	10	-1.41
SINDHUPALCHOK	23081	1	JALBAI DEVI MA V DUWACHAUR	23.9	42.9	31.8	23.3	50.3	40.7	32	32	0	4	8	0	12	0	20	0
SINDHUPALCHOK	23082	1	JALDEVI MA VI HAGAM	34.3	50.6	53.1	35	40.1	40	24	24	0	8	11	1	20	0	4	27.72
SINDHUPALCHOK	23083	1	JANA VIKASH MA VI SANGACHOK	25.5	45.8	24.6	22.6	43.1	37.9	40	40	0	4	12	0	16	0	24	1.13
SINDHUPALCHOK	23084	1	NAWALPUR MA VI NAWALPUR	23	42.1	24.1	22.1	41	33.8	47	46	0	3	9	3	15	0	31	-4.06
SINDHUPALCHOK	23085	2	KETU ENGLISH BOARDING SCHOOL	62.6	60.1	78.2	52.5	59.8	39	24	24	4	16	3	0	23	0	1	43.28

**PERFORMANCE OF ALL SCHOOLS IN SLC EXAMINATION BY DISTRICTS**  
**2071 BS (2015 AD)**

DISTRICT	SCODE	ST	SCHOOL	AVERAGE MARKS IN COMP. SUBJECTS						STUDENT		PASS DIVISION						WLD	FLD	SEM
				ENG	NEP	MAT	SCI	SOC	HPE	TAP	TAPRD	DIS	FIR	SEC	TIR	PASS				
SINDHUPALCHOK	23086	2	CHANDESWORY ENGLISH BOARDI	63.8	65.1	80.4	54.6	61.8	43.9	17	17	6	11	0	0	17	0	0	50.29	
SINDHUPALCHOK	23087	2	GREENLAND SECONDARY SCHOOL	57.8	58.2	67.3	30.4	62.7	50.6	12	12	1	8	1	0	10	0	2	34.06	
SINDHUPALCHOK	23088	1	SARASWATI MA VI GHUMTHANG	18.9	34.3	18	24.5	52.9	41	24	24	0	0	5	0	5	0	19	-10.8	
SINDHUPALCHOK	23089	1	SELANG MA VI SELANG	27.3	43	35	26.6	45	39.2	27	27	0	3	14	0	17	0	10	14.17	
SINDHUPALCHOK	23090	1	SANSARI MAI MA VI THULOPAKHA	29.4	44.4	44.2	22.4	35	43.6	30	30	0	1	20	0	21	0	9	17.25	
SINDHUPALCHOK	23091	1	SIPATINDHARA JANATA MA VI BH	29.1	40.9	30.1	32.7	48.2	39.7	20	20	0	2	7	1	10	0	10	6.26	
SINDHUPALCHOK	23092	1	SITALA DEVI MA VI SHIKHARPUR	24.2	46.3	26.7	27	43.5	35.6	47	46	0	5	13	0	18	0	28	0.73	
SINDHUPALCHOK	23093	1	BHIMSEN MA VI SANGACHOK	37.1	53.9	47.7	35.1	49	45	23	23	0	10	12	0	22	0	1	36.2	
SINDHUPALCHOK	23094	1	GOLMA DEVI MA VI KADAMBAS	22.2	35.6	13	17.7	35.8	27.1	25	24	0	0	2	0	2	0	22	-17.8	
SINDHUPALCHOK	23095	1	HAIBUNG MAHADEVSTHAN MA VI	20.4	40.6	17.9	14.1	40.4	36.1	14	14	0	1	1	0	2	0	12	-13.7	
SINDHUPALCHOK	23096	1	SETIKADEVI MA VI BHOTECHAUR-	26.5	48.4	29	21.3	50.3	39	21	21	0	1	6	1	8	0	13	-1	
SINDHUPALCHOK	23097	1	THOKARPA MA VI THOKARPA-6	26.2	39	27.6	17.8	36.3	35.5	37	37	0	2	9	0	11	0	26	-5.17	
SINDHUPALCHOK	23098	1	SETIDEVI MA VI BARAMCHI	22.2	28.3	31.6	16.1	31.6	30.1	20	19	0	0	5	2	7	0	12	-2.8	
SINDHUPALCHOK	23099	1	LAXMIDEVI MA VI PHULPINGKOT-	24.7	54.5	44.5	33.5	34.4	40.6	31	31	0	2	18	1	21	0	10	16.02	
SINDHUPALCHOK	23100	1	SETIDEVI MA VI THUMPAKHAR	26.5	45.4	27	22.4	33.4	36.7	20	20	0	2	5	0	7	0	13	-1.69	
SINDHUPALCHOK	23101	1	BANDEVI MA VI CHAUTARA	25.4	42.6	34.7	30.9	35	33.4	36	36	1	1	14	1	17	0	19	4.83	
SINDHUPALCHOK	23102	1	JAYA BAGESHORY MA VI PALANC	20.5	33.3	27.1	19.1	34.6	27.4	22	22	0	0	3	1	4	0	18	-12.7	
SINDHUPALCHOK	23103	1	KALIDEVI MA VI GATI	32.3	53	53	49.2	59.7	51.9	10	10	0	7	3	0	10	0	0	41.63	
SINDHUPALCHOK	23104	1	BANSANGHU MA VI MANKHA	31.3	42.7	19.8	11.6	37.5	29.4	16	16	0	0	2	0	2	0	14	-15.5	
SINDHUPALCHOK	23105	1	KALIKADEVI MA VI BANSBARI	25.8	45.7	28.9	21.1	51.2	32.3	19	19	0	1	8	0	9	0	10	4.74	
SINDHUPALCHOK	23106	2	SADABAHAR ACADEMY MA VI PA	57.3	63.6	72.8	53	50.3	55.8	9	9	2	7	0	0	9	0	0	48.33	
SINDHUPALCHOK	23107	1	NEPAL RASTRIYA MA VI KARTHA	24.4	50.9	33.3	16.9	54.6	44.2	17	17	0	3	3	0	6	0	11	-0.66	
SINDHUPALCHOK	23108	3	KRISHNARATNA GANGA MA VI CH	18.6	32	13.1	18.1	26.8	25.6	20	20	0	0	1	1	2	0	18	-17.4	
SINDHUPALCHOK	23109	1	RAJESHWORI HIGHER SECONDARY	23.8	33.6	16.9	24.1	39.8	30.7	50	43	0	0	4	0	4	0	39	-17.3	
SINDHUPALCHOK	23110	1	ANANDA MA VI JALBIR (NAS)	7	9.5	2	2.2	5.5	9.5	24	10	0	0	0	0	0	0	10	-22.5	
SINDHUPALCHOK	23111	1	DHANESWORI SECONDARY SCHO	20.9	33.7	19.9	19.1	38.1	31.9	34	31	0	0	12	0	12	0	19	-0.73	
SINDHUPALCHOK	23112	1	KAGESHWORI SECONDARY SCHO	19.6	33.3	23.8	14.9	41.1	36.5	20	18	0	1	3	0	4	0	14	-9.38	
SINDHUPALCHOK	23113	1	SHREE THOOLO THOKANEE MA VI	25.8	39.1	25.8	17.4	45.5	35.3	24	24	0	2	7	1	10	0	14	1.47	
SINDHUPALCHOK	23114	1	SHREE DEVI MA VI PETKU-4	20.3	35.2	28.6	21.7	32.3	32.9	21	21	0	1	6	0	7	0	14	-3.21	
SINDHUPALCHOK	23115	1	BHEEMSEN MA VI GOLCHO-7	25.1	33	29.2	17.8	30.5	30.8	24	24	0	0	6	3	9	0	15	-2.63	

**PERFORMANCE OF ALL SCHOOLS IN SLC EXAMINATION BY DISTRICTS**  
**2071 BS (2015 AD)**

DISTRICT	SCODE	ST	SCHOOL	AVERAGE MARKS IN COMP. SUBJECTS						STUDENT		PASS DIVISION						WLD	FLD	SEM
				ENG	NEP	MAT	SCI	SOC	HPE	TAP	TAPRD	DIS	FIR	SEC	TIR	PASS				
SINDHUPALCHOK	23116	1	MAHAKALI MA VI BANSBARI-5,6	30.5	52.3	43.3	35.9	49.2	41.9	20	20	0	5	11	0	16	0	4	25.31	
SINDHUPALCHOK	23117	1	GHICHET USIDUM MA VI LISANKH	19.2	36.7	16.8	8.4	24.8	30.5	31	31	0	0	2	0	2	0	29	-18.9	
SINDHUPALCHOK	23118	1	JANA JAGRITY MA VI KALIKA-1	32.4	43.9	38.9	23.6	35.4	44.2	33	33	0	5	10	2	17	0	16	7.59	
SINDHUPALCHOK	23119	1	DAKSHINKALI MA VI BATASE	23.7	53.6	35.1	29.1	32.5	43.2	21	21	0	0	13	0	13	0	8	12.32	
SINDHUPALCHOK	23120	1	KUNDALADEVI MA VI THULOSIRU	30.7	51.8	24.7	23.7	49.9	38.8	40	40	0	6	8	0	14	0	26	-1.13	
SINDHUPALCHOK	23121	1	KAMALDEVI MA VI BADEGAUN-1	23.9	33.4	20.1	19.1	33.4	30.3	16	16	0	0	2	1	3	0	13	-12.6	
SINDHUPALCHOK	23122	1	BALEPHI MA VI PHULPING DANDA	28.8	42.8	36.1	29.3	35.8	36.7	26	26	0	5	8	2	15	0	11	11.37	
SINDHUPALCHOK	23123	1	SHREE BHOTENAMLANG MA VI BH	30	48.6	25.6	23.2	28	35.3	14	14	0	2	3	0	5	0	9	-0.8	
SINDHUPALCHOK	23124	2	SAMATA SHIKSHA NIKETAN	55.2	60.8	65.8	43.7	74.4	54.1	19	19	3	12	0	0	15	0	4	33.16	
SINDHUPALCHOK	23125	1	BHOTANG DEVI MA VI	29.2	50.9	25.3	25.2	27	29.6	16	16	0	0	3	0	3	0	13	-12	
SINDHUPALCHOK	23126	1	BHEEMSEN MA VI PHULPINGKOT	20.9	39.3	28.2	17.5	29.1	27.9	16	16	0	0	2	1	3	0	13	-12.6	
SINDHUPALCHOK	23127	1	SARASWATI MA VI MANKHA-4	23.3	35.8	23.8	20.3	27.8	32.9	24	24	0	2	6	0	8	0	16	-2.81	
SINDHUPALCHOK	23128	1	SHREE RAM DEVI MA VI SANGACH	21.3	47.8	21.8	18.8	45.5	31.8	24	24	0	2	4	1	7	0	17	-5.56	
SINDHUPALCHOK	23129	1	UGRA CHANDI MA VI LISTIKOT-6	26.7	41.5	16.9	24.8	45.6	42.7	19	19	0	1	3	0	4	0	15	-10.1	
SINDHUPALCHOK	23130	1	KALIKA DEVI MA VI KUBINDE-4	30.4	48.3	33.8	27.9	46.9	46.6	32	32	0	6	13	0	19	0	13	13.01	
SINDHUPALCHOK	23131	1	KALIKA CHETANA SECONDARY SC	29.9	52.8	47.6	41.8	54.7	40.6	24	24	0	8	12	0	20	0	4	28.13	
SINDHUPALCHOK	23132	1	CHANDIKA SECONDARY SCHOOL,	29.2	54.4	31.2	25.9	32.5	37.1	17	17	0	1	6	1	8	0	9	4.06	
SINDHUPALCHOK	23133	1	BANKALI DEVI SECONDARY SCHO	25.9	47.7	40.8	30.9	32.7	35.3	12	12	0	2	6	0	8	0	4	16.88	
SINDHUPALCHOK	23134	1	RAMESHWOR MA VI BARAMCHEE	37.9	46	61	33.8	51.4	43.3	27	27	0	9	18	0	27	0	0	37.5	
SINDHUPALCHOK	23135	1	SINGHAMATI MA VI KUNCHOK -6	23.9	40.4	28.2	33.1	38.8	33.3	28	28	0	3	6	1	10	0	18	-1.55	
SINDHUPALCHOK	23136	1	RAM MA VI CHOKATI-2	31.7	37.1	27.3	28.1	30.9	27.5	18	18	0	1	5	2	8	0	10	2.04	
SINDHUPALCHOK	23137	1	SETI DEVI MA VI BHIMTAR	27.6	41.4	30.6	24.7	47.1	36.8	32	32	0	1	16	0	17	0	15	7.73	
RASUWA	24001	1	RASUWA MA VI DHUNCHE	21.6	29.8	12.5	16.9	25	31.1	36	35	1	0	2	0	3	0	32	-16.9	
RASUWA	24002	1	NILKANTHA MA VI BOGATTITAR	18.7	43.8	15.4	13.3	44.8	34.8	44	44	0	1	3	0	4	0	40	-17.1	
RASUWA	24003	1	KALIKA HIMALAYA MA VI KALIKA	24.8	52.1	32.2	26.7	23.1	28	102	100	0	14	18	0	32	0	68	-2.92	
RASUWA	24004	1	DANDA GAUN MA VI DANDA GAUN	23.6	36.7	22.3	25.4	28.3	34.1	44	42	0	0	13	1	14	0	28	-3.98	
RASUWA	24005	1	NIRKU BHUME MA VI SARAMTHAI	24.3	37.1	15.8	24.2	30.1	32.6	46	46	0	2	5	0	7	0	39	-13.5	
RASUWA	24006	1	PARWATI KUNDA MA VI GOLJUNG	18.9	25.4	13.8	15.8	18.7	28.9	62	60	0	1	6	0	7	0	53	-15.8	
RASUWA	24007	1	BAGESWARI MA VI BHORLE	20.2	48.8	24.7	25.9	18.8	27.9	29	29	0	4	1	0	5	0	24	-11.3	
RASUWA	24008	1	SHYAME WANGPHEL MA VI SYAPI	20.8	42.1	27.6	18.8	43.1	36.5	41	41	0	2	8	0	10	0	31	-8.23	

**PERFORMANCE OF ALL SCHOOLS IN SLC EXAMINATION BY DISTRICTS**  
**2071 BS (2015 AD)**

DISTRICT	SCODE	ST	SCHOOL	AVERAGE MARKS IN COMP. SUBJECTS						STUDENT		PASS DIVISION					WLD	FLD	SEM
				ENG	NEP	MAT	SCI	SOC	HPE	TAP	TAPRD	DIS	FIR	SEC	TIR	PASS			
RASUWA	24009	1	SETIDEVI MA VI DHUSENI	20.7	30	15.5	26.6	25.4	30.7	43	41	0	1	5	0	6	0	35	-14
RASUWA	24010	1	SUNDHARA MA VI DHARAPANI	25.2	33.6	19.7	33.2	33.2	34.7	24	24	0	1	4	0	5	0	19	-10.3
RASUWA	24011	1	BHUME DEVI MA VI THULAGAUN	22.1	26.3	18.9	19.9	28.3	29.8	20	20	0	1	1	2	4	0	16	-11.7
RASUWA	24012	1	NILKANTHA NAMUNA MA VI JIBJIE	27.3	55.1	31.4	25	49.7	43.5	43	43	1	6	14	0	21	0	22	7.15
RASUWA	24013	2	HIGHLAND SECONDARY BOARDIN	53.6	58.6	73.4	47.1	49.5	41.7	11	11	0	11	0	0	11	0	0	45
RASUWA	24014	1	NAVA VIJAYEE MAHENDRA MA VI	23.6	51	33.8	38.5	50.5	41.9	23	23	0	3	9	0	12	0	11	8.32
RASUWA	24015	3	KALIKA HIMALAYA U MA VI (OPEN	15.5	27.5	18.2	11.2	25.7	23	35	29	0	0	1	2	3	0	26	-17.4
RASUWA	24016	1	NEPAL RASHTRIYA MA. VI. GATLA	14.8	22.7	2.7	9	13.9	20.3	9	9	0	0	0	0	0	0	9	-22.5
RASUWA	24017	1	SETIBHUME MA.VI., RAMCHE	19.1	40	24	22.7	42.3	39.3	14	14	0	0	2	0	2	0	12	-14.5
RASUWA	24018	1	GAUTAM BUDDHA MA VI, FAMCHE	23.2	49.5	34.2	25.2	21.4	30.2	13	13	0	0	4	0	4	0	9	-5.19
RASUWA	24019	1	GOSAINKUNDA SECONDARY SCH	23.8	40	15.7	16.6	19.6	25.5	27	26	0	0	3	0	3	0	23	-16
RASUWA	24020	2	NAMUNA EVERGREEN ENGLISH SE	23.3	28.1	21.1	12.6	31.1	30.1	7	7	0	0	0	0	0	0	7	-22.5
RASUWA	24021	1	HAKU SECONDARY SCHOOL THUL	7.2	15.7	4.8	7.8	15.8	17.4	20	19	0	0	0	0	0	0	19	-22.5
RASUWA	24022	1	NARAYAN SECONDARY SCHOOL Y	17.8	28.4	14.9	14.3	15	23.5	11	11	0	0	2	0	2	0	9	-12.3
RASUWA	24024	2	GREEN GARDEN BOARDING SCHO	60.2	70.8	82	65.4	53.2	55.6	5	5	2	3	0	0	5	0	0	51
NUWAKOT	25001	1	TRIBHUVAN TRISHULI HIGHER SEC	34.8	41.7	38.2	24.5	43.9	33.7	46	46	0	5	16	0	21	0	25	4.4
NUWAKOT	25002	1	AMAR JYOTI HIGHER SECONDARY	27.9	38.8	34	25.8	52.6	42.9	52	52	0	10	15	0	25	0	27	6.71
NUWAKOT	25003	1	CHHETRAPAL HIGHER SECONDAR	33.1	46.9	31.4	31.2	35.2	35.9	115	114	0	18	40	1	59	0	55	8.3
NUWAKOT	25004	1	BHAIRABI HIGHER SCONDARY SCI	35.7	46.8	42.9	31.4	40.2	37	50	49	1	10	18	3	32	0	17	16.47
NUWAKOT	25005	1	SHAKTI HIGHER SECONDARY SCH	31.5	54.7	44.8	31.4	46.2	38.1	50	50	1	12	16	5	34	0	16	18
NUWAKOT	25006	1	RANA BHUBANESWORI HIGHER SE	23.6	44.5	28.8	23.2	36	33.3	43	43	0	1	12	1	14	0	29	-4.15
NUWAKOT	25007	1	CHWADI PUBLIC MA VI MAJHITAR	30.4	53.2	27.8	24.1	32.6	35	64	63	0	12	10	0	22	0	41	-0.71
NUWAKOT	25008	1	DUPCHESWOR HIGHER SECONDAR	23.5	37.7	30.6	21.6	52	28.7	45	45	0	6	9	3	18	0	27	0.85
NUWAKOT	25009	1	CHANDESWORY HIGHER SECOND	35	52.4	41.8	29	41.5	37	40	40	0	11	15	0	26	0	14	17.16
NUWAKOT	25010	1	KUNDALA MA VI BHADRUTAR	30.7	39.4	32.7	24.8	48.5	30.9	33	33	0	1	15	3	19	0	14	9.34
NUWAKOT	25011	1	JANAGYAN NIKETAN HIGHER SECC	29.7	41.2	33.3	21.5	50	40.1	104	104	3	15	15	1	34	0	70	-1.82
NUWAKOT	25012	1	BAGESWARI HIGHER SECONDARY	35.6	53.1	39.1	33.9	38.6	38.9	70	70	1	15	28	0	44	0	26	15.64
NUWAKOT	25013	1	BIRENDRA HIGHER SECONDARY S	28.3	53.6	38.9	25.2	41.2	34.2	50	50	0	8	18	1	27	0	23	9.48
NUWAKOT	25014	1	BIGYAN MA VI NARJA MANDAP	27.3	46.1	28.4	18.3	39.7	40.3	58	57	0	11	7	0	18	0	39	-2.57
NUWAKOT	25015	1	MAHENDRA HIGHER SECONDARY	30	48.7	27.9	26.9	41.6	29.5	39	39	0	5	10	0	15	0	24	0.58

**PERFORMANCE OF ALL SCHOOLS IN SLC EXAMINATION BY DISTRICTS**  
**2071 BS (2015 AD)**

DISTRICT	SCODE	ST	SCHOOL	AVERAGE MARKS IN COMP. SUBJECTS						STUDENT		PASS DIVISION					WLD	FLD	SEM
				ENG	NEP	MAT	SCI	SOC	HPE	TAP	TAPRD	DIS	FIR	SEC	TIR	PASS			
NUWAKOT	25016	1	SUNDARA HIGHER SECONDARY SC	31.8	50.1	46	21	42.2	42.3	55	55	0	15	11	0	26	0	29	7.16
NUWAKOT	25017	1	MAHENDRA HIGHER SECONDARY	30	57	38.4	26	41.4	35.1	50	48	1	6	22	0	29	0	19	13.44
NUWAKOT	25018	1	BINDU KESHAR HIGHER SECONDA	36	63.5	38.3	34.5	43	45.2	62	61	1	18	27	0	46	0	15	23.67
NUWAKOT	25019	1	MAHENDRA HIGHER SECONDARY	37.3	41.7	41.9	31.3	55	37.8	64	64	2	16	26	0	44	0	20	19.8
NUWAKOT	25020	1	KRISHNA HIGHER SECONDARY SC	26.4	44	31.3	30.8	34.7	27.4	76	76	0	12	17	4	33	0	43	3.19
NUWAKOT	25021	1	SYAUREE BHUME MA VI SIKRE 7 D	27.2	40.4	24.1	15	33	26.7	27	27	0	1	7	1	9	0	18	-3.69
NUWAKOT	25022	1	BHAIRUM HIGHER SECONDARY SC	28.8	47.1	20.8	15.2	28.3	30.3	73	73	0	3	9	1	13	0	60	-12.2
NUWAKOT	25024	1	GYAN JYOTI HIGHER SECONDARY	33.4	48.8	34.3	24.7	51.3	48.2	78	78	0	16	17	1	34	1	43	4.49
NUWAKOT	25025	1	MAHADEV HIGHER SECONDARY S	31.8	56.1	43.8	30.1	41.2	44.2	62	62	4	12	29	1	46	0	16	22.95
NUWAKOT	25026	1	NIRANJANA HIGHER SECONDARY	28.8	56.3	46.7	29.4	36.4	40.6	75	75	0	18	32	0	50	0	25	17.7
NUWAKOT	25027	1	GOLFU BHANJYANG MA VI BETINI	24.1	41	38.2	23.3	50.7	31.4	20	20	0	2	6	0	8	0	12	1.13
NUWAKOT	25028	2	PIONEER ENGLISH MA VI TUPCHH	59	64.5	77.3	48.7	57.6	43.3	43	43	7	35	0	0	42	0	1	45.87
NUWAKOT	25029	2	J D BOARDING SCHOOL DEVIGHAT	53.4	63.1	52.1	38.6	49	55.2	14	14	3	5	2	0	10	0	4	27.32
NUWAKOT	25030	1	SETI DEVI MA VI MAJHGERKHU	27.4	40.4	29.7	24.3	40.4	27.5	27	27	0	3	5	0	8	0	19	-4.58
NUWAKOT	25031	1	SHANKHA DEVI MA VI GORSYNG	23.7	45.9	36.8	31.3	38.9	34.9	54	54	0	9	20	3	32	0	22	12.17
NUWAKOT	25032	1	BHAWANI HIGHER SECONDARY SC	29.4	48.8	45.7	22.2	33.9	42.2	69	69	0	5	30	0	35	0	34	6.85
NUWAKOT	25033	1	GANESH MA VI HALDEKALIKA	29.4	43.5	33.5	21.6	53.7	41.2	72	72	1	14	17	1	33	0	39	5.7
NUWAKOT	25034	1	SANU KIMTANG MA VI KIMTANG	24.3	41	31.5	32.3	39.5	42	24	24	0	3	8	0	11	0	13	4.69
NUWAKOT	25035	1	KAMARU DEVI HIGHER SECONDA	28.8	48.1	32.7	27.1	34.7	30.8	53	53	1	8	12	0	21	0	32	1.98
NUWAKOT	25036	1	MAHENDRA MA VI GAURIBESHI	35.8	38.7	42.4	21.8	45	32.9	38	38	0	7	9	0	16	0	22	3.26
NUWAKOT	25037	1	BHUME DEVI MA VI TALAKHU	31.5	51.7	36.8	31.7	46.9	31	44	44	1	6	19	1	27	0	17	13.93
NUWAKOT	25038	1	MUKUNDESHWARI HIGHER SECON	31.5	67.4	50.7	35.4	53.8	42.5	19	19	0	12	6	0	18	0	1	37.89
NUWAKOT	25039	1	SUNDARI KEURINI MA VI GERKHU	36.6	46.5	39.9	27.6	37.9	33.4	40	38	0	11	9	4	24	0	14	15.26
NUWAKOT	25040	1	BHUMEDEVI HIGHER SECONDARY	26	32.3	20.4	14.8	28	27.8	92	92	0	3	18	3	24	0	68	-7.78
NUWAKOT	25041	1	KAUKE SWARI MA VI RAUTBESEE	21.4	32.3	33.2	19.5	41.7	21.4	31	29	0	2	11	1	14	0	15	5.09
NUWAKOT	25042	1	KALYAN MA VI KAMERE GAUN BA	23.5	44.9	33.4	23.1	20.5	40.7	30	30	0	3	5	0	8	0	22	-6.38
NUWAKOT	25043	1	KALYANI DEVI MA VI JILING	30.9	60.3	37.2	31.5	41.8	41.9	55	55	0	18	24	0	42	0	13	24.14
NUWAKOT	25044	2	SOUVENIR BOARDING SCHOOL BA	56.9	67.9	75.5	51.8	59.8	57.5	82	82	32	40	3	0	75	0	7	44.68
NUWAKOT	25045	1	AJINGARE HIGHER SECONDARY SC	21.1	40.9	22	19.2	45.1	26.6	63	62	1	6	5	1	13	0	49	-9.35
NUWAKOT	25046	1	PANCHA KANYA MA VI BELKOT TA	27.9	49.7	49	31.9	53.6	46.4	62	62	0	21	22	0	43	0	19	20.32

**PERFORMANCE OF ALL SCHOOLS IN SLC EXAMINATION BY DISTRICTS**  
**2071 BS (2015 AD)**

DISTRICT	SCODE	ST	SCHOOL	AVERAGE MARKS IN COMP. SUBJECTS						STUDENT		PASS DIVISION						WLD	FLD	SEM
				ENG	NEP	MAT	SCI	SOC	HPE	TAP	TAPRD	DIS	FIR	SEC	TIR	PASS				
NUWAKOT	25047	1	SARASWATI MA VI BUNGTANG	22.4	32.8	18.3	21.8	35.5	31.3	40	40	0	1	10	2	13	0	27	-4.42	
NUWAKOT	25048	1	CHANDI MA VI BUDHASING	21.3	40.7	20.9	22.8	28.2	20.1	36	36	0	0	4	0	4	0	32	-16.2	
NUWAKOT	25049	1	GRAM SEWA VIDYASHRAM HIGHE	26.9	50.2	35.8	31.7	56.4	37	44	44	0	12	14	0	26	0	18	13.81	
NUWAKOT	25050	1	RASTRIYA MA VI KABILAS THANT	27.2	45.9	23.4	19.1	41.3	39.3	35	35	0	2	4	0	6	0	29	-12.2	
NUWAKOT	25051	1	OKHARPAUWA MA VI OKHARPAU	50.3	63.3	52.6	32.1	54.3	36.7	27	27	0	15	5	0	20	0	7	25.42	
NUWAKOT	25052	1	PRAGATISHIL HIGHER SECONDARY	28.7	53.5	30.8	23.2	37.9	36.8	44	44	0	4	14	0	18	0	26	1.53	
NUWAKOT	25053	1	SAMUNDRA MA VI SAMUNDEADE	24.2	39.9	25.9	15.8	29	25.5	46	46	0	1	8	1	10	0	36	-10.2	
NUWAKOT	25054	1	KALIKA MA VI CHUTHE	32.7	57.8	38.2	32	39.5	39.4	54	54	0	9	28	1	38	0	16	18.78	
NUWAKOT	25055	1	VRIKUTI MA VI MADANPUR	27.1	46.3	47.2	34.2	42.1	41.6	37	37	0	9	15	2	26	0	11	19.24	
NUWAKOT	25056	1	TINDHARE PIPAL DANDA MA VI, C	34.8	50	33.5	29.9	40	39.2	33	33	0	10	6	0	16	0	17	8.18	
NUWAKOT	25057	1	NARAYAN DEVI HIGHER SECONDA	34.3	49.2	35.4	30.2	36.2	38.2	57	57	0	9	20	0	29	0	28	7.89	
NUWAKOT	25058	2	UTTARGAYA PUBLIC ENGLISH SCH	55.5	63	67.8	44.6	57.7	42.3	22	22	3	18	1	0	22	0	0	46.53	
NUWAKOT	25059	1	SHAHID JAGAT PRAKASH JUNG SH	27	47.1	13	17.4	30	31.3	7	7	0	0	0	0	0	0	7	-22.5	
NUWAKOT	25060	1	NAV JEEVAN MA VI KEURENI MAD	21.3	36.1	32.2	27.8	35.6	37.4	50	49	0	1	17	6	24	0	25	4.09	
NUWAKOT	25061	2	UNIVERSAL BOARDING SCHOOL N	54.2	58.8	69.8	36.5	61.5	53.9	33	33	5	21	3	0	29	0	4	38.07	
NUWAKOT	25062	1	SHIVALAYA SECONDARY SCHOOL	34.2	70.2	35.3	32.8	56.5	44	24	24	1	8	5	0	14	0	10	15.16	
NUWAKOT	25063	2	SURYA JYOTI ENGLISH BOARDING	54.7	54	65.8	44.2	55.5	42.8	21	21	1	12	4	0	17	0	4	30.71	
NUWAKOT	25064	1	SURYAMATI HIGHER SECONDARY	28.8	50.9	43.5	37.6	44.6	43.5	35	35	0	10	20	0	30	0	5	28.93	
NUWAKOT	25065	1	DANGSING SECONDARY SCHOOL I	25.7	43.1	38.7	31.4	33	27.6	40	40	0	5	13	2	20	0	20	6.54	
NUWAKOT	25066	1	LAXMESHWARI MA VI RUPING	32.3	54.6	51.4	43.8	32.9	47.7	81	81	0	32	25	0	57	0	24	21.53	
NUWAKOT	25067	2	SAMUDAYIK VIDHYA MANDIR DE	45.6	56.4	61.1	38.2	49.7	44.5	17	17	0	9	7	0	16	0	1	36.4	
NUWAKOT	25068	1	PIPAL DADA SECONDARY SCHOOL	27.6	46.5	34.3	22.2	34.3	26.4	32	32	0	3	10	3	16	0	16	5.77	
NUWAKOT	25069	1	BACHHALA SECONDARY SCHOOL,	19	26.9	23.2	16.5	44	23.6	31	31	0	1	5	0	6	0	25	-11.3	
NUWAKOT	25070	1	MANGALA DEVI SECONDARY SCH	23.5	37.9	27.5	15.5	16.1	27.9	41	41	0	2	2	0	4	0	37	-16.5	
NUWAKOT	25071	1	RUKMANI HIGHER SECONDARY S	31.9	51	34.3	29.7	27.1	34.2	44	44	0	5	17	0	22	0	22	6.9	
NUWAKOT	25072	1	SALME SECONDARY SCHOOL, SAL	25.3	36.5	33.5	25.6	37.5	37.8	31	31	0	2	10	1	13	0	18	1.5	
NUWAKOT	25073	2	TRISHULI SAMUDAYIK BOARDING	56.1	48.8	64.3	42.7	61.1	44.2	37	37	0	25	9	0	34	0	3	36.79	
NUWAKOT	25074	1	BHIMSEN SECONDARY SCHOOL BI	26.8	47.9	16.4	19.2	23.1	29.8	19	19	0	1	3	0	4	0	15	-10.1	
NUWAKOT	25075	1	PANCHALINGE MA VI KAHULE	32.5	46.5	32.5	24.5	46.8	46.2	40	40	1	7	15	0	23	0	17	12.47	
NUWAKOT	25076	1	PIMALTAR SECONDARY SCHOOL T	29.8	44.9	22.7	30.2	37.9	26.9	33	33	0	4	6	0	10	0	23	-4.09	



**PERFORMANCE OF ALL SCHOOLS IN SLC EXAMINATION BY DISTRICTS**  
**2071 BS (2015 AD)**

DISTRICT	SCODE	ST	SCHOOL	AVERAGE MARKS IN COMP. SUBJECTS						STUDENT		PASS DIVISION					WLD	FLD	SEM
				ENG	NEP	MAT	SCI	SOC	HPE	TAP	TAPRD	DIS	FIR	SEC	TIR	PASS			
NUWAKOT	25077	1	MAHADEV SECONDARY SCHOOL I	36.6	48.8	47.3	51	35.3	44.8	44	44	0	12	24	0	36	0	8	26.59
NUWAKOT	25078	2	DIBYA RATNA BOARDING SCHOOL	56.3	55.3	69.8	43.8	51.1	46.8	12	12	2	7	2	0	11	0	1	40
NUWAKOT	25079	1	BINAYAK SECONDARY SCHOOL B	21.7	41.5	27.3	20.5	36.4	29.2	50	50	0	3	11	1	15	0	35	-5.14
NUWAKOT	25080	1	CHANDRA JYOTI MA VI PIPALTAR	21.7	44.8	32.2	24.2	38.2	36.2	43	43	0	3	16	0	19	0	24	3.14
NUWAKOT	25081	1	BHAWANI SECONDARY SCHOOL O	29.9	54.8	42.7	32.3	43.5	41.1	17	17	0	3	12	0	15	0	2	29.12
NUWAKOT	25082	1	SULAKSHANA MA VI BIDUR	29	47.5	26.2	17.3	33.8	28.2	24	24	0	1	5	0	6	0	18	-7.97
NUWAKOT	25083	1	BHAIRAM MA VI TUPCHE	26.4	42.3	29.7	30.3	37.8	36.4	39	39	0	4	11	0	15	0	24	0.29
NUWAKOT	25084	1	AISELU BHUME HIGHER SECONDA	34.6	45.6	33.9	23.4	51.5	46.1	57	57	3	11	11	1	26	0	31	6.54
NUWAKOT	25085	1	UDAY JALPADEVI MA VI THAPREK	29.5	47.2	36.5	32.4	24.8	30.5	42	42	0	6	9	0	15	0	27	-0.8
NUWAKOT	25086	2	ORCHID ACADEMY BIDUR	59.4	59.9	72.1	43.9	57.2	50.1	66	66	16	32	11	0	59	0	7	39.6
NUWAKOT	25087	2	STAR ENGLISH BOARDING SCHOOL	56.9	57.8	76.1	49	63.2	46.2	47	47	5	38	4	0	47	0	0	45.64
NUWAKOT	25088	2	BRILLIANT ACADEMY, BIDUR -1	60.5	63.1	70.5	49.4	70.4	51	17	17	6	9	2	0	17	0	0	48.97
NUWAKOT	25089	1	PANCHASE SECONDARY SCHOOL,	22.5	40.9	37.5	29.5	29.5	38.4	37	37	0	4	8	0	12	0	25	-3.04
NUWAKOT	25090	1	MALIKA SECONDARY SCHOOL DA	29.1	48.6	32.7	33.9	31.9	44.1	32	32	0	6	10	1	17	0	15	9.19
NUWAKOT	25091	1	RALUKA SECONDARY SCHOOL SA	31.3	47.5	35.2	25.6	23.9	33.6	33	33	0	2	8	0	10	0	23	-4.77
NUWAKOT	25092	1	KUMBHESHWAR SECONDARY SCH	26.4	51.8	38.7	25	37.9	34.5	29	29	0	3	15	0	18	0	11	13.58
NUWAKOT	25093	2	LANGTANG SNOW VIEW ENGLISH	63.1	66.4	67.1	41.6	56.2	43.4	13	13	2	10	1	0	13	0	0	46.44
NUWAKOT	25094	3	TRIBHUWAN TRISHULI HIGHER SE	19.4	25.1	15.8	11.4	21.5	16.9	15	11	0	1	0	0	1	0	10	-16.4
NUWAKOT	25095	1	SARASWATI SECONDARY SCHOOL	32.9	56.2	36.8	24.7	48.9	37.4	9	9	0	2	4	0	6	0	3	17.5
NUWAKOT	25096	1	GAULINGESHWOR MAHADEV SEC	27.7	45.1	48.8	39.4	31	44	25	25	0	7	7	1	15	0	10	14.01
NUWAKOT	25097	1	SHREE CHANDA DEVI SECONDARY	17.3	31.5	37.1	23.7	34.7	33.5	28	28	1	2	3	0	6	0	22	-8.71
NUWAKOT	25098	1	SHREE BACHCHHALA SECONDARY	31.4	53.6	26.7	17.3	43.7	35.6	21	21	0	2	3	0	5	0	16	-8.04
NUWAKOT	25099	1	SHREEKALIKA SECONDARY SCHO	34.9	53.7	47.5	34.2	39.1	34.5	12	12	0	3	4	1	8	0	4	17
NUWAKOT	25100	1	SHREE TRIBHUVAN SECONDARY	31.3	54.3	40	29.3	52	50.3	24	24	0	8	5	0	13	0	11	11.72
NUWAKOT	25101	1	SHREE BACHCHHALA DEVI SECO	35.6	48.2	38.4	36.1	47.2	46	17	17	1	6	5	0	12	0	5	22.72
NUWAKOT	25102	1	SHREE BELKOT BHANJYANG SECC	27.9	48.9	50.8	40.4	33.3	40.4	59	58	1	13	29	2	45	0	13	23.78
NUWAKOT	25103	1	GRAMIN DEVI SECONDARY SCHO	31.8	54.9	41	32.9	38.8	37.6	25	25	0	8	7	0	15	0	10	14.85
NUWAKOT	25104	1	JALJUKHOLA SECONDARY SCHO	23.9	31.1	14.8	12	41.1	35.6	14	14	0	0	2	0	2	0	12	-14.5
NUWAKOT	25105	2	HIMALAYAN ACADEMY BIDUR -3	50	67.8	58.7	38.8	49.1	51	11	11	2	6	2	0	10	0	1	39.55
NUWAKOT	25106	1	NAWASANJEEBANI SECONDARY S	27.4	45.4	35.2	29.5	44.7	45.5	27	27	0	6	9	0	15	0	12	11.25

**PERFORMANCE OF ALL SCHOOLS IN SLC EXAMINATION BY DISTRICTS**  
**2071 BS (2015 AD)**

DISTRICT	SCODE	ST	SCHOOL	AVERAGE MARKS IN COMP. SUBJECTS						STUDENT		PASS DIVISION						WLD	FLD	SEM
				ENG	NEP	MAT	SCI	SOC	HPE	TAP	TAPRD	DIS	FIR	SEC	TIR	PASS				
NUWAKOT	25107	1	KALIKA SECONDARY SCHOOL,KAL	27.9	45.6	21.8	21.5	37.7	36.7	28	28	0	3	0	0	3	0	25	-15.3	
NUWAKOT	25108	1	RASTRIYA SECONDARY SCHOOL,T	33.1	55.1	52.4	39.7	56.7	43.3	19	19	0	11	6	0	17	0	2	34.34	
NUWAKOT	25109	1	SHILA DEVI SECONDARY SCHOOL,	28.2	54	36.1	24.9	33.3	29.8	25	25	0	8	5	0	13	0	12	10.35	
NUWAKOT	25110	1	RATNA SECONDARY SCHOOL, TUP	24.4	37.8	15.9	11.1	42.6	38	10	10	0	0	1	0	1	0	9	-16.9	
NUWAKOT	25111	1	NAWA PRAKASH SECONDARY SCH	23	21.9	20.8	11.7	27.4	20	9	8	0	0	2	0	2	0	6	-8.44	
NUWAKOT	25112	1	JANAKI SECONDARY SCHOOL, MA	35.3	54.7	48.9	35.9	49.9	32.6	35	35	1	12	14	0	27	0	8	25.5	
NUWAKOT	25113	1	SITA SECONDARY SCHOOL,BARSH	22.3	28.5	22.6	20.3	30.2	28.9	12	10	0	0	5	2	7	0	3	14.93	
NUWAKOT	25114	1	BIRENDRA SECONDARY SCHOOL,C	33.2	60.3	29.5	27.1	43.1	41.2	22	22	0	6	6	1	13	0	9	13.36	
NUWAKOT	25115	1	KALIKA SECONDARY SCHOOL,HAI	22.5	52	26.3	24.2	46.9	33.8	26	26	0	4	9	0	13	0	13	7.36	
NUWAKOT	25116	1	PANCHAKANYA SECONDARY SCH	27.3	43.9	28.3	18.7	41.4	41.5	35	35	0	2	12	0	14	0	21	0.64	
NUWAKOT	25117	1	PRITHVI SECONDARY SCHOOL,BID	43.9	58.7	50.1	33.9	55.9	44.8	16	16	0	11	5	0	16	0	0	41.48	
NUWAKOT	25118	1	RAMAYAN CHHAP SECONDARY SC	35.3	52.1	41.4	27.1	49.1	29.8	14	13	0	6	4	0	10	0	3	25.96	
NUWAKOT	25119	2	KAKANI BRIGHTER SCHOOL,KAKA	54.6	63.4	52.1	29.9	51.4	37.6	14	14	0	9	2	0	11	0	3	28.93	
NUWAKOT	25120	1	MAHADEV SECONDARY SCHOOL,F	22.4	38.9	41.2	30.3	51.4	35.3	12	12	0	1	8	0	9	0	3	20.63	
NUWAKOT	25121	2	KARMA SANGHA ACADEMY,BIDUI	59.8	62.5	74.8	50.8	56.4	49.6	12	12	3	8	0	0	11	0	1	43.13	
NUWAKOT	25122	1	KALIKA DEVI SECONDARY SCHOO	32.8	40.1	32.2	36.6	51.1	35.8	18	17	0	3	7	0	10	0	7	12.57	
NUWAKOT	25123	1	ARUKHARKA SECONDARY SCHOO	31	51.4	45.4	31.1	30.1	42.3	19	19	0	5	7	0	12	0	7	15.99	
DHADING	26001	1	ADARSHA MA VI GAJURI	30.2	48.4	29.7	22.1	39	39.7	102	101	1	13	27	0	41	0	60	2.04	
DHADING	26002	1	NILKANTHA MA VI DHADING BESI	36.4	48	55.6	37.7	46.2	50.7	208	205	8	79	90	6	183	0	22	32.79	
DHADING	26003	1	BHAIRABI MA VI SUNOULA BAZAR	28.5	49.8	35	31.2	42.2	45	52	52	0	11	23	1	35	0	17	17.55	
DHADING	26004	1	MANDALI MA VI PHULKHARKA	25.7	41.5	26.1	24	34.7	34.7	53	53	0	0	17	5	22	0	31	-0.07	
DHADING	26005	1	MACHCHHINDRA MA VI KHANIKH	29	43.3	26.9	23.1	44.5	38	64	64	1	8	16	0	25	0	39	1.29	
DHADING	26006	1	SALBAS MA VI CHAINPUR	34.2	52.3	45.6	32.4	44	43.2	65	65	2	17	26	0	45	0	20	20.19	
DHADING	26007	1	SHAMI BHANJYANG MA VI MAIDI	32.2	49.8	42.3	26.2	43.2	45.3	43	42	1	9	20	0	30	0	12	20.71	
DHADING	26008	1	ACHANE MA VI KHAHARE SUNDAL	31.9	44.8	35.9	22.9	36.9	36.6	114	114	0	8	53	6	67	0	47	10.84	
DHADING	26009	1	CHANDRODAYA MA VI BENI GHAT	34.2	50.2	47.6	31.9	41.4	40.2	50	50	0	15	28	0	43	0	7	29.25	
DHADING	26010	1	BADRI BISHAL MA VI BUDATHUM	26.9	44.6	26.2	19.2	29	32.8	83	83	0	6	15	0	21	0	62	-7.45	
DHADING	26011	1	MAHESH DHARMA MA VI JIWANPU	34.6	51.4	47.5	33.5	60.6	41.9	35	35	5	6	14	0	25	0	10	23.36	
DHADING	26012	1	TAMANG KHARKA MA VI GUMDI	31.4	41.2	29.4	24.2	33.7	31.7	81	81	0	3	28	5	36	0	45	2.31	
DHADING	26013	1	MAHAKALI HIGHER SECONDARY S	31.1	42.6	38.2	29.3	42.9	35	56	56	0	7	28	3	38	0	18	16.55	

**PERFORMANCE OF ALL SCHOOLS IN SLC EXAMINATION BY DISTRICTS**  
**2071 BS (2015 AD)**

DISTRICT	SCODE	ST	SCHOOL	AVERAGE MARKS IN COMP. SUBJECTS						STUDENT		PASS DIVISION						WLD	FLD	SEM
				ENG	NEP	MAT	SCI	SOC	HPE	TAP	TAPRD	DIS	FIR	SEC	TIR	PASS				
DHADING	26014	1	BAGESHWORI MA VI BAIRENI	31	42.9	41.2	20.4	36.2	32.3	84	84	1	9	26	2	38	0	46	4.23	
DHADING	26015	1	RANIPAUWA MA VI SALYANTAR	30.2	46.8	32.4	29.1	37.7	40.8	97	97	0	15	35	6	56	0	41	11.11	
DHADING	26016	1	BACHCHHALA DEVI MA VI SATYA	24.8	42.4	34.1	23.6	30.3	31.2	54	52	0	2	24	3	29	0	23	8.74	
DHADING	26017	1	SANSKRIT MA VI SATDOBATO MA	35.6	55	45.1	28.7	43.5	42.7	63	62	1	16	35	0	52	0	10	28	
DHADING	26018	1	NIRANJANA MA VI MARPAK	34.7	52.5	51.5	42.3	49.6	46.5	80	80	1	38	36	1	76	0	4	36.49	
DHADING	26019	1	BAGESHWOREE HIGHER SECONDA	27.8	51.7	43.3	27.1	37.4	39.1	80	80	0	15	32	3	50	0	30	14.4	
DHADING	26020	1	SATYABATI MA VI ADAMGHAT	30.3	52.2	41.4	29.6	32.9	33	141	141	0	25	56	3	84	0	57	12.8	
DHADING	26021	1	TRIPURA SUNDARI MA VI KHARI	29.2	45.9	34.6	27.2	38	39.1	42	42	0	2	19	4	25	0	17	10.59	
DHADING	26022	1	MAHENDRODAYA MA VI CHHATRI	32.8	47.7	21.9	22.6	40.4	35.1	36	35	0	2	12	0	14	0	21	0.64	
DHADING	26023	1	SUNDARI MA VI AGINCHOWK	24.2	45.5	20.6	25.4	30.4	37.6	32	32	0	2	4	0	6	0	26	-11.3	
DHADING	26024	1	MAHENDRODAYA MA VI MULPAN	31.1	43.1	31.4	28.2	36.9	31.7	28	28	0	2	12	1	15	0	13	8.09	
DHADING	26025	1	SALYANKOT MA VI AGINCHOK	25.5	46	32.3	23.4	30	38.4	44	44	0	1	17	0	18	0	26	0.77	
DHADING	26026	1	SARSWOTI MA VI DHUWAKOT	31	51.3	46.8	45.2	45.4	43.1	84	84	0	33	33	1	67	0	17	26.67	
DHADING	26027	1	JYOTI MA VI KEWALPUR	34.1	49.5	44.3	34.5	59.3	44	51	51	1	18	18	1	38	0	13	23.71	
DHADING	26028	1	MAHENDRA BARAHI MA VI KATUN	30.7	44.4	34.6	26.5	34	46.2	68	66	0	19	19	0	38	0	28	13.13	
DHADING	26029	1	SIDDHESWOR HIGHER SECONDAR	31.4	42.3	36.1	20	28.8	33.8	69	67	0	7	19	1	27	0	40	1.2	
DHADING	26030	1	CHANDESHWARI MA VI NIGALPAN	27	52	36.3	40.7	41.1	41.3	52	52	0	13	20	2	35	0	17	17.8	
DHADING	26031	1	MAHALAXMI MA VI BASERI	31.5	46	39	32.1	40.2	38.2	31	31	0	4	19	1	24	0	7	22.19	
DHADING	26032	1	MAHAKALESHWARI MA VI THAKR	33.5	47.4	44.5	35	51.9	45.2	60	60	0	18	23	0	41	0	19	19.31	
DHADING	26033	1	MAHENDRODAYA MA VI GAJURI-7	25.9	40.1	24.1	24.7	36.7	33.7	32	32	0	4	5	2	11	0	21	-2.37	
DHADING	26034	1	SHANKHA DEVI MA VI JYAMRUNG	36.1	58.2	52.8	41.9	47.7	43.1	30	30	1	14	12	1	28	0	2	35.8	
DHADING	26035	1	MINDUKA MA VI NALANG	30.8	47.1	35	26.2	37.9	37.8	47	47	0	5	16	4	25	0	22	7.79	
DHADING	26036	1	BARAHA KALIKA MA VI PURSU	33.2	56.4	53.3	33.5	44.6	44	42	42	1	13	15	2	31	0	11	22.66	
DHADING	26037	1	KARKI GAUN MA VI SALLYANKOT	33	47.1	51.9	45.8	43.1	51.1	47	47	2	17	22	0	41	0	6	31.76	
DHADING	26038	1	CHAUTARA MA VI SEMJONG	23.3	37.3	27.7	25.7	33.8	31.3	53	52	0	0	15	4	19	0	33	-2.7	
DHADING	26039	1	MUKRAP DEVI MA VI SERTUNG	28.3	45.5	27.2	21.6	42.2	37.2	47	47	0	3	16	0	19	0	28	0.96	
DHADING	26040	1	TRIPURA SUNDARI MA VI SALYAN	40	50.8	45.6	42.1	41.5	52.8	21	21	0	9	10	0	19	0	2	33.21	
DHADING	26041	1	MAHENDRA MA VI NILKANTHA SA	31.1	53.4	38.1	30	38.9	42	57	57	1	11	25	3	40	0	17	19.09	
DHADING	26042	1	MAHAKALI MA VI, TASARPU-3, BA	23.9	43	33	21	49.3	41.4	25	25	0	3	9	0	12	0	13	5.85	
DHADING	26043	1	SHANKHA DEVI MA VI MAJHIMTAI	23.3	42.8	34.7	14.5	32.2	34	51	51	0	2	9	1	12	0	39	-9.01	

**PERFORMANCE OF ALL SCHOOLS IN SLC EXAMINATION BY DISTRICTS**  
**2071 BS (2015 AD)**

DISTRICT	SCODE	ST	SCHOOL	AVERAGE MARKS IN COMP. SUBJECTS						STUDENT		PASS DIVISION					WLD	FLD	SEM
				ENG	NEP	MAT	SCI	SOC	HPE	TAP	TAPRD	DIS	FIR	SEC	TIR	PASS			
DHADING	26044	1	KALIDEVI MA VI SALANG AARUBA	38.1	50.4	44.6	27.6	36.9	40.1	36	36	0	7	16	1	24	0	12	16.92
DHADING	26045	1	KIRANCHOK KARKIDANDA MA VI	27	50.8	34.4	30.2	37.4	33.5	36	36	0	5	14	0	19	0	17	8.75
DHADING	26046	1	PIPAL BHANJYANG MA VI MAHAD	26.5	51.6	31	24.4	43.9	45.5	35	35	0	5	14	0	19	0	16	9.64
DHADING	26047	2	DHADING BOARDING HIGHER SEC	62.3	69	91.4	60.4	69.9	66.1	55	55	46	9	0	0	55	0	0	57.55
DHADING	26049	1	GANESH KUNDA MA VI DARKHA	33.7	55.8	38	26.9	49.7	44.7	42	42	0	10	19	0	29	0	13	19.02
DHADING	26050	1	MAHADEVSTHAN MA VI JEEVANP	45.5	56.5	42.5	27	42.9	41.4	37	37	0	15	8	0	23	0	14	17.03
DHADING	26051	1	SANGKOSH MA VI SANGKOSH PAC	28	50.5	38.6	29.1	40.4	42.8	24	24	0	3	15	0	18	0	6	21.09
DHADING	26052	2	BRIGHT FUTURE MA VI MALEKHU	54.3	72.4	70.4	41.2	56.2	60.2	30	30	6	22	1	0	29	0	1	45.38
DHADING	26053	1	REE GAUN MA VI REE	29.2	42.5	45.1	26.3	35.2	34.9	37	36	0	6	20	0	26	0	10	20
DHADING	26054	1	AKALA DEVI MA VI SALANG	26.5	43.2	38.6	21.8	29.6	32.3	33	33	0	0	11	2	13	0	20	-0.93
DHADING	26055	2	SUNGABHA ACADEMY MA VI DHA	62.4	64.1	87.2	58.1	69.5	65.5	39	39	30	9	0	0	39	0	0	56.54
DHADING	26056	1	KUNDALA DEVI MA VI KATUNJE	32	48.6	40.9	33	39	37.5	30	30	0	4	15	3	22	0	8	19.27
DHADING	26057	2	LAPA SECONDARY MA VI LAPA DH	21.5	37.4	26.1	15.3	28.1	31.5	30	30	0	0	3	1	4	0	26	-15.3
DHADING	26059	2	BLOOMING LOTUS ENGLISH SCHO	49	57	69.1	45.5	65.1	58.7	31	31	0	31	0	0	31	0	0	45
DHADING	26060	2	CHILDREN PARK SECONDARY BOA	64.3	67.8	89.9	60.7	72	64.7	43	43	35	8	0	0	43	0	0	57.21
DHADING	26061	1	KIRANCHOK MA VI PRAWANG KIR	31.9	45.6	40.5	28.6	41.8	42.3	32	30	0	5	14	0	19	0	11	15
DHADING	26062	2	DHUNIBESHI SECONDARY BOARD	54.3	67.1	75.2	38.8	70.5	55.3	31	31	6	22	1	0	29	0	2	43.19
DHADING	26063	1	KARNESWHOR MA VI SUNAULA B	24.7	47.2	37.3	24.8	37.1	41.3	48	48	0	5	19	2	26	0	22	8.73
DHADING	26065	1	DILLI SABITRI SECONDARY SCHO	25.3	45.3	25.5	15.7	48.5	41.1	24	24	0	2	3	0	5	0	19	-9.84
DHADING	26066	1	PANCHAKANYA SECONDARY SCH	25.7	49.2	39.8	28.8	42.1	42.9	37	37	0	5	16	1	22	0	15	12.2
DHADING	26067	1	DASHARATH CHANDRA SECONDA	42.6	54.4	32.5	29.9	41.7	39.6	34	34	0	8	12	0	20	0	14	13.24
DHADING	26068	1	SARASWATI SECONDARY SCHOOL	24.1	48.1	41.4	21.6	36.7	32.8	31	31	1	3	9	0	13	0	18	3.02
DHADING	26069	1	PASHUPATI SECONDARY SCHOOL	33.1	57.6	41.6	32.2	42.9	47.5	38	38	1	7	19	0	27	0	11	20.23
DHADING	26070	2	THE RISING VILLAGE ENGLISH SCH	55	59.4	77.2	37.4	59.8	51	20	20	3	14	1	0	18	0	2	39.94
DHADING	26071	1	BHUBANESHWORI SECONDARY SC	38.1	65.1	62.7	41.4	47.3	53.2	25	25	1	17	6	0	24	0	1	40.2
DHADING	26072	1	JANAKALYAN SECONDARY SCHO	37	55.2	41.1	30.1	49.3	41.8	49	49	1	19	15	0	35	0	14	22.58
DHADING	26073	1	DEURALI MA.VI.	40.3	51	49.9	28.3	36.3	41.2	37	36	0	9	18	0	27	0	9	22.5
DHADING	26074	2	SHANTI DEEP ACADEMY NAUBISE	51.4	68	67.9	38	58.7	46.4	27	27	3	19	4	0	26	0	1	42.5
DHADING	26075	1	BHUWANESHWORI MA VI JIWANP	38.7	59.2	29.1	32	45.7	40.6	74	74	0	26	14	1	41	0	33	12.49
DHADING	26076	1	KALLERI MA VI KALLERI	25.6	44.8	33.6	25.4	36.4	30.5	42	42	0	7	5	7	19	0	23	3.2

**PERFORMANCE OF ALL SCHOOLS IN SLC EXAMINATION BY DISTRICTS**  
**2071 BS (2015 AD)**

DISTRICT	SCODE	ST	SCHOOL	AVERAGE MARKS IN COMP. SUBJECTS						STUDENT		PASS DIVISION						WLD	FLD	SEM
				ENG	NEP	MAT	SCI	SOC	HPE	TAP	TAPRD	DIS	FIR	SEC	TIR	PASS				
DHADING	26077	1	SALYANTAR MA VI SALYANTAR	29.4	52.5	48.3	28.1	36.2	41.2	62	62	0	15	31	0	46	0	16	21.96	
DHADING	26078	1	LAMAGURU MAHADEV MA VI NILI	36.2	62.3	44.9	32	44.1	45.2	25	25	0	2	21	0	23	0	2	30.15	
DHADING	26079	1	PRAKASH MA VI KHALTE	26.5	54.9	40.4	34.4	41.6	44.1	26	26	0	4	17	0	21	0	5	24.66	
DHADING	26080	1	MAHENDRODAYA KALIKA MA VI PINDA	23.3	44.6	33	21	38	29.9	36	36	0	3	11	0	14	0	22	0.31	
DHADING	26081	1	SUNAULO BHAIKABI SECONDARY	56.5	54.9	83.7	54.2	64.4	63.2	18	18	7	11	0	0	18	0	0	50.83	
DHADING	26082	1	DOL BHANJYANG MA VI PINDA	29.5	44.1	39.5	25.2	40.2	42.6	28	28	0	5	15	0	20	0	8	19.69	
DHADING	26083	1	CHULI DEVI MA VI	30.2	47.9	26.8	21.1	28	35.9	59	58	0	5	11	1	17	0	41	-5.21	
DHADING	26084	1	SUNKHANI MA VI CHAINPUR	32.5	49.3	42	29.9	41.2	42.5	50	49	0	10	25	1	36	0	13	20.92	
DHADING	26085	1	STHANPATI MA VI JYAMRUNG	33.4	43.9	42.8	34.6	39.1	44.4	29	29	0	7	13	1	21	0	8	20.61	
DHADING	26086	1	KALIKA MA VI DHUSA	25.8	50.5	29.3	28.3	36	38	21	21	1	2	5	1	9	0	12	3.46	
DHADING	26087	1	KIRANCHOK KATUNJE MA VI KIRANCHOK	25.9	45.4	35.9	23.4	38.3	38.9	24	24	0	1	10	2	13	0	11	7.62	
DHADING	26088	1	BHIMODAYA MA VI AAGINCHOK	31.2	48.4	22.5	20.2	32.6	34.1	30	29	0	1	8	0	9	0	20	-4.66	
DHADING	26089	2	MUNAL ACADEMY GAJURI	54.3	62.6	65.9	41.1	55	57.8	45	45	10	29	5	0	44	0	1	45.58	
DHADING	26090	2	ADVANCE ACADEMY NILKANTHA	62.5	65.1	84.8	58.7	64.8	60.8	21	21	12	9	0	0	21	0	0	53.57	
DHADING	26091	1	KALIKA MA VI DHOLA	34.6	60.5	62.8	38	48.5	52.8	20	20	0	13	7	0	20	0	0	41.06	
DHADING	26092	1	AMAR ADARSHAMA VI SALANG	36.9	48.1	48.8	32.9	35.6	41	35	34	0	7	20	0	27	0	7	24.49	
DHADING	26093	1	GOGANPANI MA VI GOGANPANI	39.3	57.3	51.2	44	54.1	42.6	28	28	1	14	8	0	23	0	5	30.27	
DHADING	26094	1	MAHAKALI MA VI KUMPUR	32.4	45.1	45.9	29.1	43.4	36.5	54	54	1	10	24	5	40	0	14	20.83	
DHADING	26095	1	JANAJAGRITI MA VI THAKRE	32	54.1	43.2	29.7	44.8	38.7	83	80	1	27	28	1	57	0	23	21.58	
DHADING	26096	1	GAJURI PINDA MA VI PINDA	28.4	42	35.3	26.9	39.6	36.8	24	23	0	5	6	3	14	0	9	12.91	
DHADING	26097	1	BAG BACHCHHALA MA VI KUMPU	29.2	49	41.6	36.7	35.3	40.6	43	43	0	5	21	2	28	0	15	14.98	
DHADING	26098	1	MAHANKALESHWORI MA VI JEEVA	26.7	48.3	21	21.5	27.1	30.6	46	45	0	4	9	0	13	0	32	-5.25	
DHADING	26099	1	BRICHET MA VI DARKHA	28.2	43.9	25.7	26.5	39.4	34.4	73	73	0	10	17	0	27	0	46	-0.15	
DHADING	26100	1	MANARUPEE MA VI SANKOSH-5	34.1	53.8	46.4	38.9	46.4	46.6	34	34	0	14	17	0	31	0	3	33.42	
DHADING	26101	1	CHANDRODAYA MA VI BENIGHAT	37.1	61.8	39	23.2	43.7	49.8	33	33	1	10	5	0	16	0	17	8.98	
DHADING	26102	1	AMARAWATI MA VI MAIDI-2	38.4	56.3	61.3	25.6	46.5	45.5	20	20	0	8	10	0	18	0	2	32.63	
DHADING	26103	1	MANJUSHREE MA VI JYAMRUNG	31.5	45.1	39.2	38.7	39.7	46.3	44	43	0	11	18	3	32	0	11	21.56	
DHADING	26104	1	KUMARI DEVI MA VI JYAMRUNG	30.9	46.1	32.6	28.5	40.3	42.1	30	30	0	3	11	0	14	0	16	4.88	
DHADING	26105	1	KEWALPUR HARIHAR BHOJKUMAR	32.9	56.7	47.8	42.9	67.2	52.5	37	37	0	30	6	0	36	0	1	41.35	
DHADING	26106	1	THULOCHAUR MA VI MAIDI	31.8	52.2	44.4	23.1	41.4	42	51	50	0	7	20	1	28	0	22	10.38	

**PERFORMANCE OF ALL SCHOOLS IN SLC EXAMINATION BY DISTRICTS**  
**2071 BS (2015 AD)**

DISTRICT	SCODE	ST	SCHOOL	AVERAGE MARKS IN COMP. SUBJECTS						STUDENT		PASS DIVISION					WLD	FLD	SEM
				ENG	NEP	MAT	SCI	SOC	HPE	TAP	TAPRD	DIS	FIR	SEC	TIR	PASS			
DHADING	26107	1	NALANG PATLE MA VI KHIRRE	33	48.4	43.6	33.8	28.7	40.8	32	32	0	3	16	3	22	0	10	16.31
DHADING	26108	1	PANCHAKANYA MA VI DHUSHA	24.7	47.5	24.2	19	33	31.3	24	23	0	1	7	0	8	0	15	-2.45
DHADING	26109	2	GOOD START ENGLISH SCHOOL DH	51	60.4	50.9	39.1	60.7	49	10	10	1	5	0	0	6	0	4	19.5
DHADING	26110	2	SANA KISAN SAHAKARI SECONDA	48.5	68.5	66.3	38.2	55.2	49.7	6	6	0	6	0	0	6	0	0	45
DHADING	26111	1	JANAJAGRITI MA VI THAKRE	16.4	26.6	18.5	11.6	24.1	26.2	34	28	0	0	3	1	4	0	24	-14.8
DHADING	26112	3	NEELKANTHA MA VI DHADINGBES	20.4	33.1	26.8	11.8	18.7	21	31	23	0	0	2	1	3	0	20	-15.6
DHADING	26113	1	BASERI MA VI BASERI-2	30.7	44.2	34.6	26.1	34.9	34.8	27	27	0	0	13	0	13	0	14	4.58
DHADING	26114	1	MANGALA DEVI MA VI MARPAK-7	34.2	44.1	39.5	23.7	43.8	38.5	19	19	0	1	10	0	11	0	8	10.66
DHADING	26115	1	MAHAKALI KISAN MA VI CHHATRI	26.3	51.6	18.6	20.6	34.2	35.7	33	33	0	1	6	0	7	0	26	-10.2
DHADING	26116	1	NALANG MA VI NALANG-8	35.7	50.6	46.5	34	34.2	41.9	21	21	0	3	13	0	16	0	5	21.96
DHADING	26117	1	SHREE ANNAPURNA MA VI KHAR	29	57.5	46.5	28.7	41.5	43.1	21	21	0	2	14	0	16	0	5	21.43
DHADING	26118	1	SHREE PASANG CHOWK MA VI R	30.1	48.9	43.8	35.1	43.5	44.5	35	35	0	11	17	0	28	0	7	26.04
DHADING	26119	1	LITI MAHAKAL SECONDARY SCHO	29	57.7	46.3	40.4	48.7	40.7	32	32	0	15	8	0	23	0	9	23.2
DHADING	26120	1	SHREE ADARSHA MA VI TASARPU	25.3	54	45.7	32.4	60.6	44.2	29	29	0	9	12	0	21	0	8	21.72
DHADING	26121	1	JHARLANG MA VI JHARLANG-4	30	46.5	41.8	22.9	41.3	34.5	21	21	0	3	8	0	11	0	10	8.57
DHADING	26122	1	SHREE AMARKHU MA VI BHUMES	28.6	48	31	19.7	43.1	33.9	35	35	0	3	12	0	15	0	20	2.57
DHADING	26123	1	RASTRIYA MA VI JOGIMARA-1	21.7	49.7	27.9	14.9	35.1	33.5	22	22	0	2	3	0	5	0	17	-8.69
DHADING	26124	1	DONG DEN DEVI MA VI TIPLING-5	27.3	46.5	23	17.6	45	34.3	20	20	0	1	2	0	3	0	17	-13.5
DHADING	26125	1	SHREE AMANTA DEVI MA VIBAIR	23.7	47.8	36.7	29.8	32.9	29.7	19	18	0	1	10	0	11	0	7	12.5
DHADING	26126	1	SHREE SHIWALAYA MA VI BASER	32.2	49.1	48.9	35.4	44.3	42.6	36	36	0	11	18	2	31	0	5	28.83
DHADING	26127	1	SHREE PALPA SAMARIBHANYANG	29.8	40.9	34.5	29.8	39.8	38.5	40	40	0	7	14	2	23	0	17	11.32
DHADING	26128	2	SUPERB CATALYST ACADEMY NA	45	58.8	63	21.5	49.8	40.3	4	4	0	2	0	0	2	0	2	11.25
DHADING	26129	1	SHREE BHANU BHAKTA MA VIPIN	28.1	43.3	40.3	25.8	37.9	37.8	19	19	0	2	9	1	12	0	7	13.7
DHADING	26130	1	SHREE BAR PEEPAL MA VIJYAMR	31.2	47.7	39.1	29	34.9	38.8	23	23	0	3	13	1	17	0	6	20.12
DHADING	26131	1	MAHENDRODAY SS, MULPANI	30.3	48.3	37.6	36.8	41.2	38.5	37	37	0	5	23	1	29	0	8	22.84
DHADING	26132	1	SHINGALA DEVI SS, JHARLANG-1	30.8	49.2	32.6	26.2	46.3	33.4	18	18	0	3	7	0	10	0	8	10.62
DHADING	26133	1	KALIKA SS, THAKRE-6	35.2	60.3	46.6	32.1	65.9	54.3	18	18	0	9	3	0	12	0	6	20.63
DHADING	26134	2	SALYANTAR BAL BIKASH ENGLISH	56.6	71.8	73.6	53.7	59	60.4	17	17	5	10	1	0	16	0	1	44.78
DHADING	26135	2	GLOBAL UNITED BOARDING SCHO	56.8	73.8	67.9	44.4	56	57.4	12	12	0	11	1	0	12	0	0	44.06
DHADING	26136	1	SETI DEVI SECONDARY SCHOOL, T	33.1	62	57.9	41.5	61.3	53.5	47	47	4	27	13	0	44	0	3	38.86

**PERFORMANCE OF ALL SCHOOLS IN SLC EXAMINATION BY DISTRICTS**  
**2071 BS (2015 AD)**

DISTRICT	SCODE	ST	SCHOOL	AVERAGE MARKS IN COMP. SUBJECTS						STUDENT		PASS DIVISION						WLD	FLD	SEM
				ENG	NEP	MAT	SCI	SOC	HPE	TAP	TAPRD	DIS	FIR	SEC	TIR	PASS				
DHADING	26137	1	SHREE PANCHAKANYA SS, SANKO	33	43.4	38.7	30	42.1	39.5	22	22	0	3	12	0	15	0	7	17.39	
DHADING	26138	1	JALESHWARY SS, SALANG-7	42.7	57.4	45.8	39.5	46.1	50	29	29	1	15	11	0	27	0	2	36.59	
DHADING	26139	1	SHANKHADEVI SS, KHALTE-1	28.4	66.9	61.4	37	57.1	51.9	18	18	0	18	0	0	18	0	0	45	
DHADING	26140	1	GAIRI GAUN SS, NEELAKANTHA-1	32.7	58.5	51.6	36	48.5	49.5	24	24	0	10	13	0	23	0	1	36.09	
DHADING	26141	2	SUCCESS ACADEMY, BAIRENI 8	53.1	62.1	86.8	44.2	47.2	59.8	19	19	4	12	1	0	17	0	2	40.46	
DHADING	26142	1	LILAKALI MA.VI., BHUMESTHAN	33.8	57.7	46.9	41.9	40.9	42.5	22	22	0	10	9	0	19	0	3	31.19	
DHADING	26143	1	BALADEVI MA.VI., KHARI	37.7	69.3	60.1	30.3	55.3	49.1	19	19	0	13	5	0	18	0	1	38.49	
DHADING	26144	2	SALYANTAR UNITED ENGLISH BOA	55	72.5	68.5	46.3	58	56.8	4	4	1	3	0	0	4	0	0	48.75	
DHADING	26145	2	NEW KIBOU BOARDING SCHOOL N	62.5	71.9	94.2	60.8	69.3	67	31	31	30	1	0	0	31	0	0	59.52	
KAVREPALANCHOK	27001	1	SANJIWANI HIGHER SECONDARY S	28.8	40.3	24.7	24.3	38.4	41.1	44	44	0	6	11	0	17	0	27	0.77	
KAVREPALANCHOK	27002	1	SARBA MANGALA HIGHER SECONI	32.8	50.1	39.4	25.9	42.3	35.6	101	101	0	19	37	3	59	0	42	12.19	
KAVREPALANCHOK	27003	1	PRABHA HIGHER SECONDARY SCI	38.2	64.2	52.7	33.8	51.3	51.1	93	93	2	51	31	0	84	0	9	35.04	
KAVREPALANCHOK	27004	1	BHAGVATI HIGHER SECONDARY S	26.3	47.9	40	33.2	53.1	41.1	26	26	0	7	7	0	14	0	12	10.82	
KAVREPALANCHOK	27005	1	DEDITHUMKA HIGHER SECONDAR	34.9	52.9	37.2	28.4	21.3	36.8	142	142	0	17	21	0	38	0	104	-6.1	
KAVREPALANCHOK	27006	1	PANCHA KANYA HIGHER SECOND	26.9	58.1	32.8	16.7	34.5	33.7	61	61	0	6	14	0	20	0	41	-2.95	
KAVREPALANCHOK	27007	1	PRAKASH HIGHER SECONDARY SC	23	33.6	21	24.5	40.6	36.6	90	88	1	6	12	0	19	0	69	-9.29	
KAVREPALANCHOK	27008	2	NEPAL POLICE HIGHER SECONDAR	64	64.8	88.7	58.8	59.6	57.6	139	139	84	54	1	0	139	0	0	53.98	
KAVREPALANCHOK	27009	1	PARVATI HIGHER SECONDARY SCI	33.2	53.7	37.9	37.7	37.1	42.1	63	63	0	17	16	0	33	0	30	10	
KAVREPALANCHOK	27010	1	MANGAL JANA VIJAYA HIGHER SE	19.5	38.6	19.6	21	27.2	29.8	103	103	0	2	21	1	24	0	79	-9.27	
KAVREPALANCHOK	27011	1	SHARADA HIGHER SECONDARY SC	23.1	37.4	25.1	23.4	36.4	36.6	14	14	0	0	8	0	8	0	6	9.64	
KAVREPALANCHOK	27012	1	KUSHA DEVI HIGHER SECONDARY	35.1	60.3	37.4	38.1	33.8	36.1	88	87	2	21	30	0	53	0	34	15.09	
KAVREPALANCHOK	27013	1	AZAD HIGHER SECONDARY SCHO	32.5	49.5	28	24.7	38.2	36.3	42	42	0	3	17	1	21	0	21	6.2	
KAVREPALANCHOK	27014	1	INDRESWAR HIGHER SECONDARY	29.4	54.5	37.1	20.4	38.3	35.3	85	85	0	17	21	0	38	0	47	4.9	
KAVREPALANCHOK	27015	1	KRISHNA HIGHER SECONDARY SC	36.2	50.2	42.9	38.8	42.8	41.9	50	50	7	14	6	0	27	0	23	14.7	
KAVREPALANCHOK	27016	1	CHANDESWARI HIGHER SECONDA	38.8	41	45.5	22.1	32.2	32.6	33	33	0	3	13	1	17	0	16	7.2	
KAVREPALANCHOK	27017	1	SHREE RAM HIGHER SECONDARY	39.2	63.1	51.8	35.9	36	32	25	25	0	12	8	1	21	0	4	29.76	
KAVREPALANCHOK	27018	1	KANPUR HIGHER SECONDARY SCI	34.3	59.1	34.1	39.2	46.7	43.3	41	41	2	12	7	0	21	0	20	10.88	
KAVREPALANCHOK	27019	1	MAHENDRA HIGHER SECONDARY	38.3	43.5	26	24.8	45.3	43.2	34	34	0	5	7	0	12	0	22	-0.99	
KAVREPALANCHOK	27020	1	JANABIKASH HIGHER SECONDARY	51.3	52.5	61.5	30.6	45.4	46.6	50	49	1	36	11	0	48	0	1	41.4	
KAVREPALANCHOK	27021	1	JANAK HIGHER SECONDARY SCH	28.2	51.6	30	29.1	47.5	39.7	69	69	1	9	27	0	37	0	32	9.51	

**PERFORMANCE OF ALL SCHOOLS IN SLC EXAMINATION BY DISTRICTS**  
**2071 BS (2015 AD)**

DISTRICT	SCODE	ST	SCHOOL	AVERAGE MARKS IN COMP. SUBJECTS						STUDENT		PASS DIVISION					WLD	FLD	SEM
				ENG	NEP	MAT	SCI	SOC	HPE	TAP	TAPRD	DIS	FIR	SEC	TIR	PASS			
KAVREPALANCHOK	27022	1	SHANKHESWOR MAHALAXMI MA	39.8	60.1	50.4	39.6	32.7	31.9	27	27	0	9	11	0	20	0	7	22.92
KAVREPALANCHOK	27023	1	TAPESWOR HIGHER SECONDARY S	32.8	46.2	47.3	31.9	43.9	36.5	65	64	1	14	37	3	55	0	9	28.25
KAVREPALANCHOK	27024	1	SHREEKHANDAPUR HIGHER SECO	27.1	42.2	21.3	22.7	41.2	37.8	36	36	0	2	8	0	10	0	26	-6.25
KAVREPALANCHOK	27025	1	BHUMESTHAN HIGHER SECONDAR	31.1	62.8	48.8	35.3	41.5	44.5	21	21	0	4	15	0	19	0	2	30.54
KAVREPALANCHOK	27026	1	PANCHAKANYA HIGHER SECONDA	27.7	42	25.7	26	37.1	24	27	27	0	3	5	1	9	0	18	-2.86
KAVREPALANCHOK	27027	1	CHAITANYA HIGHER SECONDARY	33.9	45.2	35.2	27	35.4	35.3	43	42	0	9	20	1	30	0	12	19.86
KAVREPALANCHOK	27028	2	PRAGATI PRABHAT HIGHER SECON	53.5	72.5	77.1	49.9	58.5	54.6	15	15	1	14	0	0	15	0	0	46
KAVREPALANCHOK	27029	1	AJAD HIGHER SECONDARY SCHOC	29.1	63.5	39	25.2	38.8	40.5	79	78	0	18	30	0	48	0	30	14.71
KAVREPALANCHOK	27030	1	KHANDADEVI HIGHER SECONDAR	27.2	49.9	38.2	24.7	33.6	35.1	58	58	0	4	25	2	31	0	27	8
KAVREPALANCHOK	27031	1	BHALESWOR HIGHER SECONDARY	47.8	67.2	54	50.5	43.8	48.7	50	50	4	35	8	0	47	0	3	40.35
KAVREPALANCHOK	27032	1	ROSHI HIGHER SECONDARY SCHO	34.1	57.2	34.6	39.7	39.5	43.3	65	65	2	17	15	1	35	0	30	11.39
KAVREPALANCHOK	27033	1	HANUMAN HIGHER SECONDARY S	33.4	59	42.1	40.8	40.2	43.6	26	26	0	11	8	0	19	0	7	23.37
KAVREPALANCHOK	27034	1	SARASWOTI HIGHER SECONDARY	29.8	43	44.7	36.2	46.9	40.6	47	47	1	12	20	3	36	0	11	23.39
KAVREPALANCHOK	27035	1	MATHURAPATI MA VI PHULBARI	20.1	34.9	24.3	22.5	40.1	32.1	40	40	0	0	8	1	9	0	31	-10.1
KAVREPALANCHOK	27036	1	GANGA DEVI MA VI OPI	30.4	53.5	21.5	30	43	40.6	21	21	0	4	5	0	9	0	12	3.75
KAVREPALANCHOK	27037	1	PURNA SANJIWANI LANKHANAMA	30.2	40	27.7	25.2	40	40.5	41	39	0	8	13	0	21	0	18	10.1
KAVREPALANCHOK	27038	1	SHIKSHA SADAN HIGHER SECOND	33.9	54.2	36.3	29.7	41.9	35.1	31	31	0	6	12	0	18	0	13	12.34
KAVREPALANCHOK	27039	1	SARASWOTI MA VI BHUGDEO	25.9	36.8	33.7	18.2	35.9	31.4	30	30	0	0	11	0	11	0	19	-1.88
KAVREPALANCHOK	27040	1	DULALESWOR HIGHER SECONDAR	23.9	40.3	50.7	24.7	36.6	32.7	51	50	0	4	25	2	31	0	19	12.89
KAVREPALANCHOK	27041	1	BAGDEVI HIGHER SECONDARY SC	35.7	43.5	37.6	34.1	44.6	45.3	53	51	0	11	38	0	49	0	2	33.97
KAVREPALANCHOK	27042	1	SIRJANSHIL JANATA HIGHER SEC.	24	34.9	38.7	25.2	38.7	34.3	56	56	0	1	23	4	28	0	28	5.13
KAVREPALANCHOK	27043	1	KALIKA MA VI BATASE	29.8	58.6	37.6	35.3	40.3	42.7	31	31	1	7	14	0	22	0	9	20.81
KAVREPALANCHOK	27044	1	NARAYANSTHAN HIGHER SECOND	22.6	39.7	29.8	27.3	44.7	34.7	52	52	0	1	23	0	24	0	28	3.68
KAVREPALANCHOK	27045	1	CHAKRESWAR HIGHER SECONDAR	31.6	45.7	41.2	38.4	42	38.2	31	31	0	6	14	0	20	0	11	15.97
KAVREPALANCHOK	27046	2	SIDDHARTHA ENGLISH HIGHER SE	57.1	67.4	66	51	52.9	48.3	50	50	13	31	2	0	46	0	4	43.05
KAVREPALANCHOK	27047	1	HIMALAYA HIGHER SECONDARY S	30.7	40.6	37.1	25.9	31.7	30.3	42	42	0	5	17	0	22	0	20	8.3
KAVREPALANCHOK	27048	2	KABHRE HIGHER SECONDARY SCH	63.6	72.8	81.6	54	53.1	58.7	82	82	34	46	0	0	80	0	2	49.57
KAVREPALANCHOK	27049	1	JANA CHETANA HIGHER SECONDA	28.7	42.1	41.6	30.7	49.3	39.8	54	54	0	11	27	5	43	0	11	23.68
KAVREPALANCHOK	27050	1	ATMA BIKASH HIGHER SECONDA	26.1	41.2	28.5	29.4	35.6	35.2	38	38	0	7	7	3	17	0	21	3.97
KAVREPALANCHOK	27051	1	SETIDEVI MA VI CHAUBAS-9	29.2	57.1	61.3	37.7	43.7	41.5	15	15	0	4	11	0	15	0	0	36.75



**PERFORMANCE OF ALL SCHOOLS IN SLC EXAMINATION BY DISTRICTS**  
**2071 BS (2015 AD)**

DISTRICT	SCODE	ST	SCHOOL	AVERAGE MARKS IN COMP. SUBJECTS						STUDENT		PASS DIVISION					WLD	FLD	SEM
				ENG	NEP	MAT	SCI	SOC	HPE	TAP	TAPRD	DIS	FIR	SEC	TIR	PASS			
KAVREPALANCHOK	27052	1	PUNYA MA VI PANAUTI	40.7	48.6	39.4	34.4	40.4	36.1	23	23	0	6	9	0	15	0	8	17.12
KAVREPALANCHOK	27053	1	BHUME MA VI SARMATHALI	34.4	47.9	29.4	26.1	27.1	35.5	39	39	0	4	5	1	10	0	29	-7.17
KAVREPALANCHOK	27054	1	SAPANESHWAR HIGHER SECONDA	37.3	58.9	52.4	30.3	44.1	34.7	48	48	3	13	19	0	35	0	13	23.2
KAVREPALANCHOK	27055	1	SETI DEVI HIGHER SECONDARY SC	21.7	33.1	15.8	16.5	36.4	31	44	43	0	1	7	0	8	0	35	-11.8
KAVREPALANCHOK	27056	1	JANATA HIGHER SECONDARY SCH	25.4	47.5	37.8	29.4	51.9	40.8	39	38	1	8	11	0	20	0	18	10.16
KAVREPALANCHOK	27057	1	SETIDEVI HIGHER SECONDARY SC	29.5	57	64.7	38.3	41.9	46.3	41	41	0	27	7	0	34	0	7	31.55
KAVREPALANCHOK	27058	1	JAGRITI HIGHER SECONDARY SCH	26.4	51.8	49.1	30.5	36.7	40.2	70	70	0	12	26	2	40	0	30	11.29
KAVREPALANCHOK	27059	1	KAMALA DEVI JANAPRIYA MA VI I	28.1	44.5	34.5	30.9	33	34.8	30	30	0	3	10	1	14	0	16	4.55
KAVREPALANCHOK	27060	1	LAXMI NARAYAN HIGHER SECONI	24.3	45.7	23.1	24.5	32	29.4	50	50	0	4	16	0	20	0	30	0.9
KAVREPALANCHOK	27061	1	MAHAKALI HIGHER SECONDARY S	37.4	51.1	50.9	37	48.7	38.9	90	90	2	28	51	3	84	0	6	33.76
KAVREPALANCHOK	27062	1	SHANTI NIKETAN HIGHER SECOND	37	49.6	44.7	35.1	41.5	42.4	45	45	0	11	27	1	39	0	6	28.78
KAVREPALANCHOK	27063	1	JANA KALYAN HIGHER SECONDA	35.6	47.1	53.1	23.3	47.6	41.3	61	61	0	8	38	3	49	0	12	23.68
KAVREPALANCHOK	27064	2	NAVA RATNA ENGLISH MA VI, PAN	56.5	58.4	81.1	64.1	61.9	51.6	19	19	8	11	0	0	19	0	0	51.32
KAVREPALANCHOK	27065	2	BAL BATIKA BIDHYA MANDIR HIG	51.7	62.8	71.3	51.4	55.4	44	46	46	4	38	3	0	45	0	1	44.1
KAVREPALANCHOK	27066	1	CHANDENI MA VI TIMALSINAGAU	39.6	53.3	66.5	40.4	44.1	48.2	30	30	0	20	9	1	30	0	0	40.92
KAVREPALANCHOK	27067	2	SIDDHARTHA VANASTHALI INSTIT	60.1	61.5	81.8	56.2	59.8	48.3	40	40	9	29	2	0	40	0	0	47.81
KAVREPALANCHOK	27068	1	RAM HIGHER SECONDARY SCHOO	28.9	50.5	44.1	40.8	50.3	44.7	36	36	1	13	12	0	26	0	10	22.92
KAVREPALANCHOK	27069	1	JANAHIT HIGHER SECONDARY SCI	25.2	49.1	27.3	29	42.9	41.8	43	43	1	11	2	0	14	0	29	-0.7
KAVREPALANCHOK	27070	2	DHULIKHEL ENGLISH AWASIYA M	59.6	51	79.2	53.9	51.2	52.4	29	29	6	21	2	0	29	0	0	47.33
KAVREPALANCHOK	27071	2	MOUNT VIEW ENGLISH BOARDING	64.1	58.7	89.6	61.9	60.9	60.3	15	15	7	8	0	0	15	0	0	52
KAVREPALANCHOK	27072	1	PALANCHOK BHAGAWATI HIGHER	27.5	39.9	20.6	13.4	23.4	31.8	37	37	0	2	6	0	8	0	29	-9.73
KAVREPALANCHOK	27073	2	SANJIWANI ENGLISH SCHOOL DHU	54.5	47.1	66.1	46.3	51.3	48.6	15	15	0	12	2	0	14	0	1	39
KAVREPALANCHOK	27074	1	SHARADA HIGHER SECONDARY SC	33.4	55.6	32	35.8	42.9	41.1	47	47	0	14	11	0	25	0	22	10.77
KAVREPALANCHOK	27075	1	BUDDHA HIMALAYA HIGHER SECC	30.7	55.6	37.7	29.4	46.5	46.9	63	63	0	20	22	1	43	0	20	19.31
KAVREPALANCHOK	27076	2	SPRING HILL MA VI NALA	53.3	65.4	71.9	49.5	63.4	50.5	26	26	9	15	1	0	25	0	1	47.16
KAVREPALANCHOK	27077	2	NIGHTINGALE HIGHER SECONDA	53.6	67.3	69.4	53.6	52.2	51.7	36	36	8	27	1	0	36	0	0	48.02
KAVREPALANCHOK	27078	2	GOLDEN FUTURE HIGHER SECOND	56.1	69.5	77.4	46.7	54.2	49.7	61	61	20	36	3	0	59	0	2	47.15
KAVREPALANCHOK	27079	2	GYAN SAROVAR MA VI BANEPA	56	66.4	82.1	55.1	57.1	51.6	16	16	4	11	1	0	16	0	0	48.05
KAVREPALANCHOK	27080	2	BAL NIKETAN ENGLISH BOARDING	57.4	61.1	72.4	54.3	57.1	52.6	24	24	7	15	0	0	22	0	2	43.75
KAVREPALANCHOK	27082	1	BAGDEVI MA VI SALLE MULABARI	25.8	38.7	40.8	25.2	48.5	40.5	28	28	0	3	10	0	13	0	15	4.82

**PERFORMANCE OF ALL SCHOOLS IN SLC EXAMINATION BY DISTRICTS**  
**2071 BS (2015 AD)**

DISTRICT	SCODE	ST	SCHOOL	AVERAGE MARKS IN COMP. SUBJECTS						STUDENT		PASS DIVISION						WLD	FLD	SEM
				ENG	NEP	MAT	SCI	SOC	HPE	TAP	TAPRD	DIS	FIR	SEC	TIR	PASS				
KAVREPALANCHOK	27083	2	NAMO BUDDHA ENGLISH BOARDING	58.7	69	78.9	52.3	51.8	60.1	37	37	9	27	0	0	36	0	1	46.82	
KAVREPALANCHOK	27084	1	LAXMI NARAYAN HIGHER SECONDARY	23.4	39.9	28	26.4	35.1	31.5	48	48	0	7	13	2	22	0	26	4.52	
KAVREPALANCHOK	27085	1	UMA SAHA SHIKSHYALAYA HIGHER	32	55.7	42.6	26.7	24.2	36.5	54	54	0	3	18	0	21	0	33	0	
KAVREPALANCHOK	27086	1	BAL ADARSHA MA VI PANAUTI KH	35	51.8	37.9	39.1	30.8	31.9	31	30	0	7	11	0	18	0	12	13.88	
KAVREPALANCHOK	27087	1	GANESH BHARATI MA VI MAHEND	33.8	44.2	29.9	30.1	32.9	27.8	23	23	0	4	7	1	12	0	11	8.38	
KAVREPALANCHOK	27088	2	VIDHYA SAGAR ENGLISH MA VI BI	54.7	69.4	75.6	51.3	56.7	43.9	100	100	26	67	5	0	98	0	2	46.99	
KAVREPALANCHOK	27089	2	SURYODAYA AWASIYA MA VI PAN	58.4	57.9	72.6	58.6	63.1	47.7	11	11	2	9	0	0	11	0	0	47.73	
KAVREPALANCHOK	27090	2	ARUNODAYA ENGLISH AWASIYA M	60.9	62.2	78.3	54.4	63.6	48.6	29	29	12	17	0	0	29	0	0	51.21	
KAVREPALANCHOK	27091	1	JORPATI MA VI TINPIPLE	38.4	49.9	34.6	20.7	29.2	35.4	45	45	0	6	15	0	21	0	24	5.25	
KAVREPALANCHOK	27092	1	SETI DEVI MA VI CHAUBAS-5	21.7	48.4	38.6	25.4	40.7	41	22	22	0	2	10	0	12	0	10	9.2	
KAVREPALANCHOK	27093	2	SARASWOTI KUNJ BOARDING SCH	60.4	54.6	62.6	58.1	60.9	46.4	16	16	3	12	1	0	16	0	0	47.11	
KAVREPALANCHOK	27094	2	NAVA PRATIBHA SECONDARY ENG	61	65.8	82.9	55.4	61.3	56.1	30	30	14	13	1	0	28	0	2	47.12	
KAVREPALANCHOK	27095	2	LIN INTERNATIONAL BOARDING S	54.5	64.4	64.7	44.4	54.3	51.8	18	18	2	15	1	0	18	0	0	46.04	
KAVREPALANCHOK	27096	2	DIVINE LIGHT SECONDARY HIGHE	57	67	63.7	44	49.6	59.6	54	54	3	46	0	0	49	0	5	39.58	
KAVREPALANCHOK	27097	1	HIMALAYA MA VI SIPALI CHILAUN	27.4	50.1	40.1	29.8	36.8	38	30	30	0	7	13	0	20	0	10	17.63	
KAVREPALANCHOK	27098	1	NAGDEVI MA VI MATE MAHADEV	25.9	36.7	26.3	15.4	35.5	30.7	23	22	0	0	5	0	5	0	17	-9.72	
KAVREPALANCHOK	27099	2	KATHMANDU UNIVERSITY HIGH S	65.4	58.6	89.8	61	60.7	58.7	57	57	38	19	0	0	57	0	0	55	
KAVREPALANCHOK	27100	2	SARASWATI SHIKSHA GRIHA SECO	55.8	69	65	43.5	44.5	45.2	52	52	9	30	8	0	47	0	5	39.38	
KAVREPALANCHOK	27101	1	KALIKA HIGHER SECONDARY SCH	23	36.8	27.5	11.1	18.5	25.7	39	39	0	1	3	0	4	0	35	-16.4	
KAVREPALANCHOK	27102	2	SAMUDAYIK BOARDING SCHOOL I	68.1	69.4	88.6	64	66.2	50.3	17	17	12	5	0	0	17	0	0	55.59	
KAVREPALANCHOK	27103	2	BAYLOR INTERNATIONAL ACADEM	55.7	66.7	65.3	46.8	54.7	56.7	64	64	10	50	2	0	62	0	2	44.88	
KAVREPALANCHOK	27104	2	MALPI INTERNATIONAL HIGHER SI	64.2	58.3	68.7	58	60.5	45	62	62	13	46	3	0	62	0	0	47.6	
KAVREPALANCHOK	27105	2	SOS HERMANN GMEINER HIGHER S	62	71.5	66.2	50.9	59.9	63.1	39	39	9	28	0	0	37	0	2	45	
KAVREPALANCHOK	27106	2	BAGMATI ENGLISH BOARDINGH S	47.2	67.1	57.9	39.3	49.9	50.6	15	15	1	9	3	0	13	0	2	34.75	
KAVREPALANCHOK	27107	2	LINCOLN INTERNATIONAL SCHOO	56.5	73.8	89.1	55	68.1	57.3	13	13	8	5	0	0	13	0	0	54.23	
KAVREPALANCHOK	27108	2	GYANKUNJ SECONDARY HIGHER S	53	69.2	67.9	53.2	57.9	38.7	34	34	1	31	2	0	34	0	0	44.78	
KAVREPALANCHOK	27109	2	HIGHLAND ENGLISH SECONDARY	65.8	53.9	89.2	60.3	58.3	55.3	44	44	25	19	0	0	44	0	0	53.52	
KAVREPALANCHOK	27110	1	SHREE POKRA SECONDARY SCHO	26.9	38.6	14.4	19.4	27.1	18.4	61	61	0	2	5	2	9	0	52	-14.2	
KAVREPALANCHOK	27111	2	SHREESUNGAVA SECONDARY ENG	58.3	59.2	72.5	55.5	52.4	49.1	25	25	0	25	0	0	25	0	0	45	
KAVREPALANCHOK	27112	1	SHREE KUSHESHWOR HIGHER SEC	27.9	44.1	32.9	24.3	33.3	38.1	125	124	0	8	55	3	66	0	58	7.93	

**PERFORMANCE OF ALL SCHOOLS IN SLC EXAMINATION BY DISTRICTS**  
**2071 BS (2015 AD)**

DISTRICT	SCODE	ST	SCHOOL	AVERAGE MARKS IN COMP. SUBJECTS						STUDENT		PASS DIVISION					WLD	FLD	SEM
				ENG	NEP	MAT	SCI	SOC	HPE	TAP	TAPRD	DIS	FIR	SEC	TIR	PASS			
KAVREPALANCHOK	27113	2	NAVA PRATIVA SECONDARY SCH	54	61.5	70.5	36.4	42.4	46.3	26	25	3	15	5	0	23	0	2	39.15
KAVREPALANCHOK	27114	1	MAHANKAL SECONDARY SCHOOL	40.5	60.9	55.4	34.1	37	45.7	37	37	1	20	8	0	29	0	8	28.38
KAVREPALANCHOK	27116	2	LALI GURANS ENGLISH BOARDING	60.3	68	78.3	53.6	56.9	55.3	47	47	9	36	0	0	45	0	2	45
KAVREPALANCHOK	27117	1	BRAMHAYANI SECONDARY SCH	36.7	49.7	42.8	28.9	45.9	37	36	36	0	8	20	2	30	0	6	26.33
KAVREPALANCHOK	27118	2	NEW LITTLE STAR ENGLISH SCH	56.8	73.5	79.3	60.6	45.4	52.5	25	25	7	18	0	0	25	0	0	49.2
KAVREPALANCHOK	27119	2	EVEREST ACADEMY BANEP	59.5	60	88.9	52.5	50.5	50	43	43	8	34	1	0	43	0	0	47.53
KAVREPALANCHOK	27120	2	SANGA ENGLISH MEDIUM SECON	60	60	70	52.9	53.4	50.7	7	7	0	7	0	0	7	0	0	45
KAVREPALANCHOK	27121	2	KAVRE ENGLISH HIGHER SECON	63.4	62.8	84.7	59.3	59.4	48.5	46	46	17	29	0	0	46	0	0	50.54
KAVREPALANCHOK	27122	2	UGRACHANDI SECONDARY SCH	62.7	72	91.8	56.8	71.7	56.2	6	6	4	2	0	0	6	0	0	55
KAVREPALANCHOK	27123	2	BRIGHT FUTURE ENGLISH SECON	59.1	71.4	68.9	38.2	53.8	49.2	17	17	2	13	2	0	17	0	0	45.44
KAVREPALANCHOK	27124	1	INDRAWATI SECONDARY SCHOOL	39.9	52.9	57.9	45.3	47.4	50	55	52	10	22	17	0	49	0	3	40.31
KAVREPALANCHOK	27125	1	SHREE KALIDEVI SECONDARY SCH	26.1	47	35.2	32.6	53	42.4	22	22	0	5	10	0	15	0	7	18.41
KAVREPALANCHOK	27126	1	SHREE GANESH SECONDARY SCH	22.5	42.4	19.5	19.9	26.6	21	50	49	0	4	9	0	13	0	36	-6.66
KAVREPALANCHOK	27127	2	GRACELAND SECONDARY SCHOOL	61.7	62.6	85.2	60.6	56.9	52.8	26	26	13	12	0	0	25	0	1	49.9
KAVREPALANCHOK	27128	1	SHREE BALUWA MA. VI. BALUWA	27.2	47.9	32.9	27.4	48.5	37.4	41	41	0	3	25	0	28	0	13	16.74
KAVREPALANCHOK	27129	1	SHREE BHAKRAM DEVI SECONDA	26.1	56.1	39.1	28.4	36	34.9	41	41	0	10	14	1	25	0	16	14.3
KAVREPALANCHOK	27130	1	SHREE BHUMIMATA SECONDARY	29.9	54.5	37.2	31.8	46.1	32	17	17	0	3	12	0	15	0	2	29.12
KAVREPALANCHOK	27131	1	SHREE SARASWOTI SECONDARY S	36.5	61	45.2	44.6	60.9	51.5	30	30	0	23	6	0	29	0	1	40.5
KAVREPALANCHOK	27132	1	SHREE SATMUL SECONDARY SCH	29.9	66.4	37.8	38	44.2	44	43	43	1	16	10	0	27	0	16	17.62
KAVREPALANCHOK	27133	1	SHREE SHIWALAYA SECONDARY S	29.7	53.3	47	28.6	41.2	46.8	33	33	1	5	18	0	24	0	9	20.91
KAVREPALANCHOK	27134	1	SHUBHA CHAMUNDA SECONDARY	29.5	51.8	29.8	19.5	35.3	30.8	26	26	0	0	8	1	9	0	17	-3.4
KAVREPALANCHOK	27135	1	SHREE SWASTHANI SECONDARY S	32.4	42	58.8	34.9	45.4	39.4	25	25	0	8	15	0	23	0	2	32.85
KAVREPALANCHOK	27136	2	SHREE INDRENEE VIDYA MANDIR	58.8	69.5	76.1	41.2	53.8	53.3	20	20	2	16	0	0	18	0	2	39.75
KAVREPALANCHOK	27137	2	NEW RISING ENGLISH SECONDARY	60.9	70.3	80.6	55	55.9	51.5	17	17	5	12	0	0	17	0	0	49.41
KAVREPALANCHOK	27138	2	BAL VIKASH VIDHYASHRAM SCH	57.7	57.4	85.6	54.8	42.2	47.2	40	40	4	35	0	0	39	0	1	44.81
KAVREPALANCHOK	27139	2	RAMBHAKTA MEMORIAL SCHOOL	61.4	72.1	77	57.1	55.7	55.7	12	12	4	8	0	0	12	0	0	50
KAVREPALANCHOK	27140	1	SHREE JANATA SECONDARY SCH	26.8	39.1	17.3	25.3	42	37.7	23	23	0	0	2	1	3	0	20	-15.6
KAVREPALANCHOK	27141	1	SHREE BAL PRAKASH SECONDARY	34.4	56.9	45.2	35.9	43.9	43.1	34	34	0	14	15	0	29	0	5	30.11
KAVREPALANCHOK	27142	2	BUDDHA ACADEMY, KHANALTHO	62	55.3	79.3	58.3	75.8	49.3	20	20	9	11	0	0	20	0	0	51.75
KAVREPALANCHOK	27143	3	AZAD HIGHER SECONDARY SCH	25.5	40	21.2	14.5	38.8	31.8	61	61	0	5	4	0	9	0	51	-12.9

**PERFORMANCE OF ALL SCHOOLS IN SLC EXAMINATION BY DISTRICTS**  
**2071 BS (2015 AD)**

DISTRICT	SCODE	ST	SCHOOL	AVERAGE MARKS IN COMP. SUBJECTS						STUDENT		PASS DIVISION						WLD	FLD	SEM
				ENG	NEP	MAT	SCI	SOC	HPE	TAP	TAPRD	DIS	FIR	SEC	TIR	PASS				
KAVREPALANCHOK	27144	1	ARUNODAYA MA.VI. SIMTHALI	31.7	58.7	57.3	35.6	41.3	44.2	30	30	0	11	17	1	29	0	1	35.67	
KAVREPALANCHOK	27145	2	INNOVATIVE ACADEMY BANEPA	51.5	66.5	69.6	37.4	54.8	37.2	17	17	1	14	0	0	15	0	2	37.94	
KAVREPALANCHOK	27146	1	KARATHARI MA.VI. KABHRE	29.9	37.6	22.9	27.9	46.5	35.3	24	24	0	2	9	0	11	0	13	4.22	
KAVREPALANCHOK	27147	1	GOKULE MA. VI. GOKULE	46	56	61.5	24.5	49	46.7	28	28	0	11	10	0	21	0	7	24.11	
KAVREPALANCHOK	27148	1	CHETANA MA. VI. KHAHAREPANG	27.4	42.5	30.7	19.6	37.5	34.3	55	55	0	6	11	1	18	0	37	-3.04	
KAVREPALANCHOK	27149	1	JANA JYOTI MA. VI. JANAGAL	45.8	47.1	44.6	27.3	31.6	26.7	30	30	0	6	8	0	14	0	16	6	
KAVREPALANCHOK	27150	1	JANA MOHAN MA. VI. BANAKHU	31.8	40.9	48.7	18.4	43.2	37.8	49	49	0	3	20	1	24	0	25	5.54	
KAVREPALANCHOK	27151	1	JOGESHWOR MA. VI. MAHADEVTA	26.3	45.2	29.6	21.7	41.5	35.1	23	23	0	3	8	0	11	0	12	5.87	
KAVREPALANCHOK	27152	1	DUGDHESHWOR MA. VI. PANCHKH	29.2	50.5	31	21.3	41.1	32.1	24	24	0	2	6	2	10	0	14	1.06	
KAVREPALANCHOK	27153	1	DEVI MA. VI. SHIKHAR AMBOTE	25.9	40.3	30.4	19.9	39	34	52	52	0	3	14	0	17	0	35	-3.46	
KAVREPALANCHOK	27154	2	BIKATESHWOR ENGLSIH SCHOOL	57.7	71.5	90.8	61.2	68	66.5	6	6	6	0	0	0	6	0	0	60	
KAVREPALANCHOK	27155	1	MAHAKALI MA. VI. BALUWAPATI	34.9	50	50.3	31.6	51.4	43	65	64	0	26	35	0	61	0	3	35.68	
KAVREPALANCHOK	27156	1	SIDDHESHWOR MA. VI. FOXINGTA	47.2	44.5	59.2	34.9	51.3	40.7	63	63	0	26	36	0	62	0	1	37.5	
KAVREPALANCHOK	27157	2	KSHITUJ ENGLISH BOARDING SCH	61.2	70.7	83.5	58.7	57.6	58.5	30	30	12	18	0	0	30	0	0	51	
KAVREPALANCHOK	27158	2	NAMASTE ENGLISH SCHOOL SATH	51.9	60.9	71.7	45.3	72.7	51.4	15	15	3	11	1	0	15	0	0	47.25	
KAVREPALANCHOK	27159	1	KRISHNA GOPAL MA. VI. DHUNGKI	31.1	43.5	38.9	30.8	38.8	38	42	42	0	5	20	1	26	0	16	13.43	
KAVREPALANCHOK	27160	2	PANCHKHAL VALLEY SECONDARY	59.1	69.4	78.4	46	53.7	53.1	30	30	9	20	0	0	29	0	1	47.25	
KAVREPALANCHOK	27161	2	GYANJYOTI ENGLISH SCHOOL BAN	66	78.3	83.8	59.8	60.8	60.3	9	9	6	3	0	0	9	0	0	55	
KAVREPALANCHOK	27162	1	ARANIKO SECONDARY SCHOOL, P	33.1	44.8	51.3	30.4	40.8	41.6	50	49	0	13	23	3	39	0	10	24.66	
KAVREPALANCHOK	27163	2	EMMANUEL ENGLISH BOARDING S	57.7	49.5	78.6	50.2	58.6	51.9	19	19	3	14	0	0	17	0	2	40.26	
KAVREPALANCHOK	27164	1	KUMARI SECONDARY SCHOOL, DA	43.9	47.5	60.6	40.8	49.5	41	66	65	0	40	24	1	65	0	0	40.52	
KAVREPALANCHOK	27165	1	GANESH SECONDARY SCHOOL, PA	40	59.3	54.3	41.7	45.5	41.6	34	34	0	14	20	0	34	0	0	38.38	
KAVREPALANCHOK	27166	1	GRAMONNATI SECONDARY SCHOL	43.5	42.5	62.2	36.6	51.1	44	55	55	0	31	20	0	51	0	4	36	
KAVREPALANCHOK	27167	2	GOLDEN SIDDHARTHA ACADEMY,	59.9	70.3	90.9	53.9	65.2	62.3	16	16	5	11	0	0	16	0	0	49.69	
KAVREPALANCHOK	27168	1	JANA JYOTI SECONDARY SCHOOL,	25.3	39.9	21.4	25.7	28.2	18.9	27	27	0	1	5	0	6	0	21	-9.58	
KAVREPALANCHOK	27169	2	PANAUTI ENGLISH SECONDARY SC	63.7	60.4	81.9	58.1	59.1	48.9	14	14	2	12	0	0	14	0	0	47.14	
KAVREPALANCHOK	27170	2	FAMOUS ENGLISH BOARDING SCH	56.6	57.1	67.7	48.4	52.1	42.6	7	7	0	7	0	0	7	0	0	45	
KAVREPALANCHOK	27171	1	BAL UJJWAL SECONDARY SCHOOL	31	50.8	41.3	40.9	48.9	45.2	69	69	1	29	18	0	48	0	21	21.74	
KAVREPALANCHOK	27172	1	BALOUDDHAR SECONDARY SCHO	32	56.5	43.1	26.5	37.5	34.2	27	27	1	6	8	0	15	0	12	12.22	
KAVREPALANCHOK	27173	1	BAL VIKAS SECONDARY SCHOOL,	40.2	43.8	60.3	24.5	36.5	42.8	31	31	0	9	14	0	23	0	8	22.5	

**PERFORMANCE OF ALL SCHOOLS IN SLC EXAMINATION BY DISTRICTS**  
**2071 BS (2015 AD)**

DISTRICT	SCODE	ST	SCHOOL	AVERAGE MARKS IN COMP. SUBJECTS						STUDENT		PASS DIVISION					WLD	FLD	SEM
				ENG	NEP	MAT	SCI	SOC	HPE	TAP	TAPRD	DIS	FIR	SEC	TIR	PASS			
KAVREPALANCHOK	27174	1	BHIMSEHWOR SECONDARY SCH	27.8	48	26.5	30.7	36.7	37.9	23	23	0	3	4	0	7	0	16	-3.91
KAVREPALANCHOK	27175	1	BHAIRAB SECONDARY SCHOOL, C	21.9	30.9	23	23.5	25.9	24.8	12	11	0	0	4	0	4	0	7	-2.05
KAVREPALANCHOK	27176	1	RADHA KRISHNA SECONDARY SCH	19.6	39.2	25.4	28.3	48.1	37.5	36	36	0	3	8	0	11	0	25	-4.37
KAVREPALANCHOK	27177	1	SARASWOTI SECONDARY SCHOOL	28.3	41.7	34.6	26	37	33.8	30	29	0	1	19	0	20	0	9	16.68
KAVREPALANCHOK	27178	1	SARBODDHAR SECONDARY SCHO	29.3	51.7	40	40.5	37	40.9	31	31	0	6	13	0	19	0	12	14.15
KAVREPALANCHOK	27179	1	SURODAYA SECONDARY SCHOOL	23.1	48.3	36.3	26.9	34.5	39.4	29	29	0	2	12	2	16	0	13	8.64
KAVREPALANCHOK	27180	1	SWET BARAHA HIGHER SECONDA	36.6	60.8	57.3	36.7	48.3	38.6	26	26	1	14	8	0	23	0	3	34.33
KAVREPALANCHOK	27181	1	HARISIDDHI SECONDARY SCHOOL	26.7	59.9	38.1	36.6	40	40.5	21	21	0	7	7	1	15	0	6	20.96
KAVREPALANCHOK	27182	2	MANDAN VALLEY ACADEMY, MA	59.6	75.6	75.8	63.5	47.8	52.8	11	11	3	8	0	0	11	0	0	49.09
KAVREPALANCHOK	27183	2	SHREE ADARSHA BIDYA MANDIR	57.6	62.5	81.1	55.9	55.5	50.4	19	19	2	17	0	0	19	0	0	46.58
KAVREPALANCHOK	27184	2	CAMPAC ACADEMY RAVIOPI	54.3	54.5	77.7	51	46.1	49.3	20	20	0	20	0	0	20	0	0	45
KAVREPALANCHOK	27185	1	SHREE KALIKA SECONDARY SCH	29.4	53.5	34.6	29.3	40.9	45.1	16	16	0	4	6	0	10	0	6	15.47
KAVREPALANCHOK	27186	1	SHREE GRAM BIKASH SECONDARY	32.1	47.5	45.8	28.2	42.8	44.8	21	21	0	5	13	3	21	0	0	35.04
KAVREPALANCHOK	27187	1	SHREE JANAKALYAN SECONDARY	34	40.5	21.4	26.2	52.8	35.8	11	11	0	0	2	0	2	0	9	-12.3
KAVREPALANCHOK	27188	1	SHREE DAPCHA SECONDARY SCH	21.7	39.5	22.6	21.8	36.3	31.2	36	36	0	4	4	0	8	0	28	-8.75
KAVREPALANCHOK	27190	2	PRAGATI KIRAN ENGLISH SECON	60.2	62.5	82.7	57.5	54.1	51.6	15	15	3	12	0	0	15	0	0	48
KAVREPALANCHOK	27191	1	SHREE BAN DEVI SECONDARY SCH	27.5	50.7	32.9	23.4	40.9	40.8	18	18	0	2	8	1	11	0	7	12.58
KAVREPALANCHOK	27192	1	SHREE BINDHYBASINEE SECONDA	25.9	48.8	17.8	29.2	37.3	24.4	32	32	0	0	3	0	3	0	29	-17.2
KAVREPALANCHOK	27193	1	SHREE BINDHAWASINI SECONDA	26.9	42.5	43.6	24.6	42	33.8	32	32	0	5	9	0	14	0	18	3.87
KAVREPALANCHOK	27194	1	SHREE BHUMESTHAN SECONDA	22.2	26.1	18.1	9.8	21.4	24.8	18	17	0	0	1	0	1	0	16	-19.2
KAVREPALANCHOK	27195	1	SHREE RAM MA. VI. METHINKOT 9	28.1	47.5	26.3	26.7	28	28.1	23	23	0	0	5	0	5	0	18	-10.3
KAVREPALANCHOK	27196	2	SANTALUM ALBUM ACADEMY PA	60.6	70.3	69.9	53.1	62.6	66	7	7	2	5	0	0	7	0	0	49.29
KAVREPALANCHOK	27197	4	BIDHYA KUNJA NONFORMAL SCH	29.3	39.5	26.2	17.1	38	30	163	149	0	10	35	1	46	0	103	-4.44
KAVREPALANCHOK	27198	1	SHREE CHAKRAJYOTI SECONDA	43.6	54.3	37.5	37.8	39.7	37.3	12	12	0	6	2	0	8	0	4	20.63
KAVREPALANCHOK	27199	1	SHREE JANAHTI SECONDARY SCH	45.8	44.9	54.3	30.5	40.7	42.5	22	22	0	5	16	0	21	0	1	33.75
KAVREPALANCHOK	27200	1	SHREE DEURALI SECONDARY SCH	31.7	40.4	46.7	36.3	47.3	37.5	21	21	0	2	18	1	21	0	0	34.36
KAVREPALANCHOK	27201	1	SHREE BUDDHA SECONDARY SCH	46.7	42.4	62.3	29.8	36.3	45.2	10	10	0	3	6	0	9	0	1	31.5
KAVREPALANCHOK	27202	1	SHREE BHALCHANDRA SECONDA	43.8	64.9	59.3	41.2	43.6	45.9	26	26	1	16	9	0	26	0	0	41.68
KAVREPALANCHOK	27203	1	SHREE SHARADA SECONDARY SCH	46.8	43.3	58.6	22.4	40.3	47.6	16	16	0	5	7	0	12	0	4	23.2
KAVREPALANCHOK	27204	1	SHREE GYANESHWARI SECONDA	25.3	52.7	16.9	19.7	26.9	29.3	27	26	0	1	1	0	2	0	24	-17.7

**PERFORMANCE OF ALL SCHOOLS IN SLC EXAMINATION BY DISTRICTS**  
**2071 BS (2015 AD)**

DISTRICT	SCODE	ST	SCHOOL	AVERAGE MARKS IN COMP. SUBJECTS						STUDENT		PASS DIVISION						WLD	FLD	SEM
				ENG	NEP	MAT	SCI	SOC	HPE	TAP	TAPRD	DIS	FIR	SEC	TIR	PASS				
KAVREPALANCHOK	27205	2	SHREE SAMATA SHIKSHA NIKETAN	62.8	64	88.1	58.4	49.6	54.9	31	31	16	15	0	0	31	0	0	52.74	
KAVREPALANCHOK	27206	1	SHREE DHARNE JYOTI SECONDAR	38.8	42	49.6	20.8	39.6	44.6	25	25	0	6	9	0	15	0	10	13.95	
KAVREPALANCHOK	27207	1	SHREE KALIDEVI SECONDARY SCH	44.1	52.7	59.7	23.8	47.3	44.6	19	19	0	7	8	0	15	0	4	26.05	
KAVREPALANCHOK	27208	1	SHREE BHIMESHWOR SECONDARY	24.6	32.8	19.9	26.6	26.5	18.5	20	20	0	3	4	0	7	0	13	-1.13	
KAVREPALANCHOK	27209	1	SHREE SETIDEVI SECONDARY SCH	23.1	35	27	33	29.3	19.6	24	24	0	3	4	0	7	0	17	-4.69	
BHAKTAPUR	28001	1	ADARSHA UCHCHA MA VI SANOTI	32.9	58.1	41.7	32.5	52.7	40.1	123	122	1	36	36	0	73	0	49	14.69	
BHAKTAPUR	28002	1	SHREE PADMA HIGHER SECONDAR	45.1	47.6	46.5	30.9	45.6	41.5	77	77	6	21	24	0	51	0	26	19.87	
BHAKTAPUR	28003	1	SARASWATI VIDHYAGRIHA MA VI	30.9	45.9	25.8	18.4	32.9	31	24	24	0	3	4	0	7	0	17	-4.69	
BHAKTAPUR	28004	1	ADARSHA MA VI THIMI	40.8	54.6	45.9	36.2	58.7	44.5	61	61	4	22	21	0	47	0	14	26.62	
BHAKTAPUR	28006	1	SHREE KRISHNA HIGHER SECOND	35.5	51.9	33.3	28	55.3	39.5	44	44	2	11	9	0	22	0	22	9.63	
BHAKTAPUR	28007	1	SARASWATI MA VI THAKALMATH	37.2	54.2	32.3	27.2	56.2	41.4	31	31	0	8	7	0	15	0	16	7.62	
BHAKTAPUR	28009	1	DEVI UCHCHA MA VI TATHALI	48.1	54.6	57	35.7	36.5	43.3	69	69	4	26	21	1	52	0	17	25.51	
BHAKTAPUR	28010	1	SHARADA HIGHER SECONDARY SC	41.3	56.4	48.3	33.8	48.6	41.1	21	21	1	8	9	1	19	0	2	33.46	
BHAKTAPUR	28011	1	VIDYARTHI NIKETAN UCHCHA MA	37.9	52.7	46	33.1	45.3	45.3	15	15	0	6	7	0	13	0	2	30.75	
BHAKTAPUR	28012	1	MEDHA SECONDARY SCHOOL, TE	53.7	65.5	59.4	43.5	61.7	45.3	37	37	4	27	3	0	34	0	3	40.24	
BHAKTAPUR	28013	1	ARNIKO UCHCHA MA VI GAMCHA	46.6	59.8	48.3	42.3	49.2	40.7	34	34	0	21	10	0	31	0	3	35.74	
BHAKTAPUR	28014	1	CHANGUNARAYAN UCHCHA MA V	45.8	56.8	57.1	36.6	52.1	43.3	47	47	8	17	11	0	36	0	11	29.12	
BHAKTAPUR	28015	1	BODE UCHCHA MA VI BODE	35.7	46	31.4	29.8	48.5	37	45	44	0	9	13	1	23	0	21	8.98	
BHAKTAPUR	28016	2	NAWARATRI MA VI KHAUWA	30.6	32.7	20.5	18.3	29.2	22.9	37	33	0	2	6	0	8	0	25	-8.18	
BHAKTAPUR	28019	1	GANESH MA VI NAGADESH	40.5	53.8	48.3	37.6	46.8	39.2	33	33	0	9	18	1	28	0	5	28	
BHAKTAPUR	28020	1	BAGISWORI HIGHER SECONDARY	50.5	59.3	61.6	39	54.1	40.9	157	157	28	70	35	0	133	0	24	34.85	
BHAKTAPUR	28021	1	SHANTI NIKETAN MA VI RAMMAN	48.6	55.9	46.3	36.9	44.7	47.1	22	22	0	10	10	0	20	0	2	33.75	
BHAKTAPUR	28022	2	SIDDHI GANESH MA VI NAGADESH	26.8	23.8	14.1	14	26	23.8	13	13	0	1	1	1	3	0	10	-9.4	
BHAKTAPUR	28023	1	ADARSHA AZAD UCHCHA MA VI B	34.9	59.3	50.5	33	59.4	43.3	43	43	4	15	11	1	31	0	12	24.19	
BHAKTAPUR	28024	2	SHANTI NIKETAN ENGLISH RESIDE	55.5	59.6	69.7	42.8	56.3	49.7	10	10	1	7	1	0	9	0	1	38.63	
BHAKTAPUR	28025	1	JORPATI MA VI NALINCHOK	39.5	47.8	44.4	36.3	42.1	47.1	50	50	0	17	23	0	40	0	10	26.32	
BHAKTAPUR	28026	1	MAHENDRA SHANTI MA VI BALKO	31.5	43.8	35.5	23.8	41.1	32.9	29	29	1	2	10	1	14	0	15	6	
BHAKTAPUR	28027	1	JAGRITI MA VI KHAUMA	36.2	33.5	22.8	18.3	32.8	34.7	6	6	0	0	2	0	2	0	4	-3.75	
BHAKTAPUR	28028	1	BASU HIGHER SECONDARY SCHO	42.9	57	58.6	37	61.2	44.7	86	86	7	47	20	0	74	0	12	34.19	
BHAKTAPUR	28029	1	GANESH MA VI TATHALI	23.1	47.2	14.5	19.3	52.9	36	24	24	0	3	0	0	3	0	21	-14.1	

**PERFORMANCE OF ALL SCHOOLS IN SLC EXAMINATION BY DISTRICTS**  
**2071 BS (2015 AD)**

DISTRICT	SCODE	ST	SCHOOL	AVERAGE MARKS IN COMP. SUBJECTS						STUDENT		PASS DIVISION					WLD	FLD	SEM
				ENG	NEP	MAT	SCI	SOC	HPE	TAP	TAPRD	DIS	FIR	SEC	TIR	PASS			
BHAKTAPUR	28030	1	BALPREMI MA VI THIMI	39.7	51.3	41.4	33.1	45.6	40.6	16	16	0	4	9	3	16	0	0	34.73
BHAKTAPUR	28031	2	SIKSHYANIKETAN MA VI YALACHH	22	23.7	7	4.7	28.3	16	3	3	0	0	0	0	0	0	3	-22.5
BHAKTAPUR	28032	2	PRABHAT MA VI BYASI	23.7	20.7	2.3	7.3	31.3	19.3	3	3	0	0	0	0	0	0	3	-22.5
BHAKTAPUR	28033	2	SOS HERMANN GMEINER HIGHER S	63.6	69.5	83.9	58.3	68.2	54.6	77	77	47	26	3	0	76	0	1	52.84
BHAKTAPUR	28034	2	SOORYODAYA MA VI HANUMANGA	62.6	65.2	69.8	49.8	72.6	58.2	32	32	10	22	0	0	32	0	0	49.69
BHAKTAPUR	28035	2	OM MA VI KATUNJE	59.9	60.2	75.7	46.3	61.8	52	36	36	11	20	5	0	36	0	0	48.02
BHAKTAPUR	28036	1	JANAK SIDDHIKALI MA VI CHAPAC	26	53.4	35	28.7	47.3	40.3	12	12	0	2	4	0	6	0	6	7.5
BHAKTAPUR	28037	2	JAYA MA VI THIMI	54.2	60.1	65.4	55.5	65.2	50.8	12	12	2	9	0	0	11	0	1	41.87
BHAKTAPUR	28038	2	ADARSHA JANAPREMI ENGLISH M	61.7	58.4	83.3	53.4	70.1	57.7	45	45	21	24	0	0	45	0	0	52
BHAKTAPUR	28039	2	BALKOT ENGLISH MA VI BALKOT	65.3	62.7	77.4	49.9	66.3	56.7	7	7	4	3	0	0	7	0	0	53.57
BHAKTAPUR	28040	2	SAINIK AWASIYA MAHAVIDHYALA	65.1	64.7	80.7	59.2	62	58	291	291	137	152	2	0	291	0	0	51.98
BHAKTAPUR	28041	2	VIDHYA VIKASH AWASIYA MA VI	59.7	67.3	78.3	54.2	71.7	51.9	54	54	18	36	0	0	54	0	0	50
BHAKTAPUR	28042	1	SHANTI NIKETAN MA VI SIPADOLE	28.2	47.1	37.2	27.1	55.5	38.2	14	14	0	4	4	0	8	0	6	12.86
BHAKTAPUR	28043	2	EVEREST ENGLISH SCHOOL BHAK	63.6	68.3	72.8	55	70.3	55.3	115	114	48	65	0	0	113	0	1	50.72
BHAKTAPUR	28044	2	LISHA ENGLISH SECONDARY SCH	54.1	60.7	68.7	54.1	70.3	52.6	14	14	5	6	1	0	12	0	2	39.91
BHAKTAPUR	28045	2	GENUINE SECONDARY SCHOOL MI	61.4	66.6	70.9	51.4	63.7	56.1	67	67	21	44	2	0	67	0	0	49.37
BHAKTAPUR	28046	2	MAHENDRA VIDYA ASHRAM BARA	62.6	64.2	75.5	52.5	69.8	56.6	40	40	16	23	1	0	40	0	0	50.72
BHAKTAPUR	28047	2	MOUNT EVEREST SECONDARY SCH	59.3	63.7	63.1	47.6	64.7	53.7	35	35	8	25	1	0	34	0	1	46.18
BHAKTAPUR	28049	2	KALIKA ENGLISH MA VI KWATHAN	54.3	58.8	66.2	52.2	56.1	49.9	9	9	1	6	1	0	8	0	1	37.92
BHAKTAPUR	28050	2	RAINBOW ENGLISH SECONDARY S	57.4	66.5	80.4	56.2	48.7	55.8	27	27	11	15	1	0	27	0	0	50.69
BHAKTAPUR	28051	2	MOUNT SINAI ENGLISH BOARDING	63.3	77	86	54.3	66.1	61	12	12	9	3	0	0	12	0	0	56.25
BHAKTAPUR	28052	2	BAL BALIKA MA VI DEVDOL	53.6	69.7	75.7	55.3	49	55.4	12	12	3	9	0	0	12	0	0	48.75
BHAKTAPUR	28053	2	WELFARE ACADEMY SHAKHADHA	61.8	71.3	75.7	56.1	65.5	55.7	10	10	6	4	0	0	10	0	0	54
BHAKTAPUR	28054	1	SIRUTAR MA VI SIRUTAR	46.6	64.8	72.5	42.1	46.5	51.4	13	13	2	10	1	0	13	0	0	46.44
BHAKTAPUR	28055	2	SHRAMIK ADARSHA MA VI BYASI	30.5	42	25.5	18.4	49	32.5	10	10	0	2	1	0	3	0	7	-3.38
BHAKTAPUR	28056	2	PRABHAT ENGLISH HIGHER SECON	58.6	58.4	64.1	45.1	67.8	53	61	61	17	34	6	0	57	0	4	43.65
BHAKTAPUR	28057	2	SPRINGDALE ENGLISH SECONDAR	62.8	67.6	69.9	50.2	54.4	55.1	16	16	7	7	2	0	16	0	0	50.16
BHAKTAPUR	28058	2	NAULO JYOTI ENGLISH SCHOOL TI	59.4	58.7	71.2	54.7	67	52.5	59	59	16	40	2	0	58	0	1	47.54
BHAKTAPUR	28059	2	BHAKTAPUR ENGLISH MA VI GATT	61.7	66.1	79.1	58.9	65.5	52	41	41	15	24	2	0	41	0	0	49.94
BHAKTAPUR	28060	2	GOLDEN GATE ENGLISH SCHOOL E	61.6	66.3	65.3	50.7	71.7	52.7	23	23	8	11	3	0	22	0	1	45.82

**PERFORMANCE OF ALL SCHOOLS IN SLC EXAMINATION BY DISTRICTS**  
**2071 BS (2015 AD)**

DISTRICT	SCODE	ST	SCHOOL	AVERAGE MARKS IN COMP. SUBJECTS						STUDENT		PASS DIVISION						WLD	FLD	SEM
				ENG	NEP	MAT	SCI	SOC	HPE	TAP	TAPRD	DIS	FIR	SEC	TIR	PASS				
BHAKTAPUR	28061	2	MOUNT VALLEY ENGLISH SCHOOL	59	57.8	70.2	50.7	56.6	54.5	60	60	9	46	4	0	59	0	1	45.38	
BHAKTAPUR	28062	2	WISE LAND SECONDRY ENGLISH B	59.4	60.9	77.1	48.8	64.2	57	40	40	17	19	2	0	38	0	2	47.44	
BHAKTAPUR	28063	2	SIDDDHIKALI MA VI THIMI	12.9	23.6	3	8.9	24.5	19.1	10	8	0	0	0	0	0	0	8	-22.5	
BHAKTAPUR	28064	2	TRI STAR ENGLISH SCHOOL LOKHA	59.3	52	71.1	36.6	61.1	45.2	21	21	4	12	5	0	21	0	0	45.18	
BHAKTAPUR	28065	2	JANA CHETANA ENGLISH SCHOOL	53.7	57.6	66.9	45.1	61	52.7	15	15	1	14	0	0	15	0	0	46	
BHAKTAPUR	28066	2	ERUDITE ACADEMY LOKANTHALI	59.7	62.3	71.8	54.8	63.9	55.3	16	16	5	11	0	0	16	0	0	49.69	
BHAKTAPUR	28067	2	OM GYAN MANDIR SCHOOL LOHA	62.6	68.3	83.2	52.2	60.9	55.6	45	45	21	23	1	0	45	0	0	51.75	
BHAKTAPUR	28068	2	GUNDU ENGLISH MA VI GUNDU	58.5	69.5	70.2	47.7	56.1	56.7	26	26	8	17	1	0	26	0	0	49.18	
BHAKTAPUR	28070	2	CANDID INTERNATIONAL ACADEM	57.6	63	74.3	47.1	57.6	54.1	27	27	7	19	1	0	27	0	0	48.47	
BHAKTAPUR	28071	2	DADHIKOT ENGLISH MA VI DADHI	54.1	74	84.2	54	53.8	54.7	27	27	11	15	0	0	26	0	1	48.61	
BHAKTAPUR	28073	2	MOUNT VIEW ENGLISH MA VI BAL	64.6	70.5	80	59.8	73.1	61.1	39	39	24	15	0	0	39	0	0	54.23	
BHAKTAPUR	28074	2	NYATAPOLA AWASIYA MA VI MOC	58.9	64.3	74.8	52.8	47.4	57.4	48	48	10	33	5	0	48	0	0	46.95	
BHAKTAPUR	28075	2	CHANAKYA HIGHER SECONDARY	60.6	59.4	74.4	54.1	53.6	58.8	19	19	3	16	0	0	19	0	0	47.37	
BHAKTAPUR	28076	2	DIBYA DEEP JYOTI ENGLISH AWAS	58.8	58.2	73.2	48.4	65.1	55.7	26	26	9	15	0	0	24	0	2	45	
BHAKTAPUR	28077	2	MAHENDRA GRAM MA VI JITPUR S	41.6	56.2	45.9	31.4	33.6	41.1	33	33	0	10	10	0	20	0	13	15	
BHAKTAPUR	28078	2	EAST POINT ACADEMY MA VI MUL	59.1	61.3	69.8	53.3	52.4	56.6	42	42	12	25	1	0	38	0	4	42.59	
BHAKTAPUR	28079	2	JAYCEES ENGLISH SCHOOL KHAUN	65.4	65.3	82.6	52.8	72.2	58.5	17	17	10	7	0	0	17	0	0	53.82	
BHAKTAPUR	28080	2	ADARSHA JYOTI ENGLISH SECOND	56.8	63.7	72.6	49.7	56.5	40.1	30	30	5	18	6	0	29	0	1	43	
BHAKTAPUR	28081	2	SIDDHARTHA VIDYAPEETH MA VI	64.8	62	76.9	52.2	68.2	57	24	24	12	11	0	0	23	0	1	49.69	
BHAKTAPUR	28082	2	SHAHID SMRITI MA VI BHAKTAPUR	26	38.5	3	18	33	38.5	2	2	0	0	0	0	0	0	2	-22.5	
BHAKTAPUR	28083	2	NORTH EAST ENGLISH SCHOOL DU	60.9	76.4	86.5	55	74.3	57.9	19	19	12	7	0	0	19	0	0	54.47	
BHAKTAPUR	28084	2	DEEP SARASWATI ENGLISH MA VI	51.4	64.7	68.1	46.7	62.5	50.1	21	21	3	18	0	0	21	0	0	47.14	
BHAKTAPUR	28085	1	DOLAGIRI MA VI CHANGUNARAYA	30.8	50.2	36.5	29.5	49.7	36.4	55	55	0	18	13	0	31	0	24	12.89	
BHAKTAPUR	28086	2	VINAYAK SHIKSHA NIKETAN ENGI	62.5	62.6	80	55.5	71.8	59.1	82	82	37	42	2	0	81	0	1	50.67	
BHAKTAPUR	28087	2	SUNSHINE HIGHER SECONDARY SC	40	38.4	31.2	23	31.2	27.2	5	5	0	0	1	0	1	0	4	-11.3	
BHAKTAPUR	28088	2	VIDHYA ARJAN ENGLISH BOARDIN	59.2	59.7	65	48.8	50.3	53.4	25	25	6	13	5	0	24	0	1	43.65	
BHAKTAPUR	28089	2	MATRIBHUMI SCHOOL, SANOTHIM	62.4	59.1	69.4	48.9	66.3	53.1	18	18	4	14	0	0	18	0	0	48.33	
BHAKTAPUR	28090	2	MODERN BOARDING HIGHER SECC	60.5	71.8	87.1	64	59.4	55	69	69	46	23	0	0	69	0	0	55	
BHAKTAPUR	28091	2	GLAD STONE ACADEMY THIMI	62.4	65.2	79.3	52.5	68.6	56.1	72	72	32	40	0	0	72	0	0	51.67	
BHAKTAPUR	28092	2	SUPREME ACADEMY THIMI	57.7	59	79.4	48.3	56	53.6	46	46	15	25	6	0	46	0	0	48.42	



**PERFORMANCE OF ALL SCHOOLS IN SLC EXAMINATION BY DISTRICTS**  
**2071 BS (2015 AD)**

DISTRICT	SCODE	ST	SCHOOL	AVERAGE MARKS IN COMP. SUBJECTS						STUDENT		PASS DIVISION					WLD	FLD	SEM
				ENG	NEP	MAT	SCI	SOC	HPE	TAP	TAPRD	DIS	FIR	SEC	TIR	PASS			
BHAKTAPUR	28093	2	SURYA DEEP ENGLISH SCHOOL KA	58.9	60	76.3	49.7	63.4	55.1	14	14	1	13	0	0	14	0	0	46.07
BHAKTAPUR	28094	1	SAMAJ SUDHAR SECONDARY SCH	45.2	52.4	55	29.6	48.6	41.2	31	31	1	16	6	0	23	0	8	25.89
BHAKTAPUR	28095	2	CHAMPAK VIDYAPITH, CHANGUN	50.4	50.8	66.4	52.3	54.3	49.6	10	10	1	8	0	0	9	0	1	39.75
BHAKTAPUR	28096	2	NABIN ENGLISH SCHOOL JHAUKH	58.2	67.6	67.2	48.1	63.6	52.4	29	29	7	20	2	0	29	0	0	47.84
BHAKTAPUR	28097	2	THE RISING ENGLISH SECONDARY	60.9	65.2	83.9	45	66.7	55.5	15	15	9	5	1	0	15	0	0	53.25
BHAKTAPUR	28098	2	HOLY GARDEN ENGLISH SCHOOL	55.5	59.9	67.1	40.6	63.3	53.3	15	15	3	6	5	0	14	0	1	39.75
BHAKTAPUR	28099	2	BRIGHT STAR ENGLISH SCHOOL R	59.7	66.5	78.7	53.4	64.6	48.9	56	56	25	29	2	0	56	0	0	51.29
BHAKTAPUR	28100	2	EMMANUEL SECONDARY BOARDI	59.3	65.4	78.6	52.3	66.8	53.9	28	28	10	17	1	0	28	0	0	49.96
BHAKTAPUR	28102	2	CHARKHANDI VIDHYA MANDIR G	58	59.7	67.3	52.3	55.5	60.3	26	26	9	15	1	0	25	0	0	48.03
BHAKTAPUR	28103	2	SAURASHTRA SCHOOL, SANOTHIM	59	61.3	74.9	55.3	50.7	56.1	7	7	1	6	0	0	7	0	0	47.14
BHAKTAPUR	28104	2	MARIGOLD ENGLISH BOARDING SC	65.6	65.9	85.7	60.2	67	57.6	56	56	27	29	0	0	56	0	0	52.23
BHAKTAPUR	28105	2	NAWA RATNA ENGLISH SCHOOL M	57.7	61.5	79.9	53.7	51.6	56.6	25	25	7	18	0	0	25	0	0	49.2
BHAKTAPUR	28106	2	BAL BIKAS ENGLISH SECONDARY	58.4	62.5	77.1	52	60.3	52.6	45	45	15	27	2	0	44	0	1	48
BHAKTAPUR	28107	2	HOLY GARDEN ENGLISH SECONDA	56.3	59.7	75.3	47.5	54	57.3	34	34	8	23	3	0	34	0	0	47.54
BHAKTAPUR	28108	1	GANESH SECONDARY SCHOOL SIP	44.3	61.7	57.8	39.9	67.5	46.7	15	15	1	10	3	0	14	0	1	39.25
BHAKTAPUR	28109	2	BAL VIDYA MANDIR DUDHPATI-17	44.8	55.9	59.2	40.4	49.3	51.4	14	14	0	10	3	0	13	0	1	37.77
BHAKTAPUR	28110	2	MINERVA ENGLISH SCHOOL RAM	63.3	70.9	84.4	47	57.1	58.4	19	19	8	11	0	0	19	0	0	51.32
BHAKTAPUR	28111	2	HIMALAYAN ENGLISH SECONDA	54.6	62.6	75.3	43	54.5	57	20	20	1	18	0	0	19	0	1	42.38
BHAKTAPUR	28112	2	LITTLE WORLD ENGLISH SCHOOL,	57.5	61.4	61.6	46.1	64.7	52.1	27	27	6	19	0	0	25	0	2	43.33
BHAKTAPUR	28113	2	PARAGON ACADEMY,KAMALBINA	56.3	62.9	65.5	51.2	59.5	50.8	55	55	12	37	5	0	54	0	1	46.02
BHAKTAPUR	28114	2	E.G. PIONEER SCHOOL	55.4	57	63.6	42.2	53.7	54.5	28	28	4	18	2	0	24	0	4	36.7
BHAKTAPUR	28115	2	SHREE VINAYAK VIDHYASHRAM	49.3	65.5	47	35.5	52.2	47.2	6	6	1	4	0	0	5	0	1	36.25
BHAKTAPUR	28116	2	OXFORD PRACTICAL SCHOOL, SAL	58.4	68.5	75.8	51.2	59.7	61.4	12	12	3	9	0	0	12	0	0	48.75
BHAKTAPUR	28117	2	LORD BUDDHA ENGLISH SECONDA	57.5	64.5	75.5	51.9	51	57.9	22	22	5	16	1	0	22	0	0	47.9
BHAKTAPUR	28118	2	LEARNERS ACADEMY,BKT-14 GAP	63.5	69.3	83.8	57	70.8	57	26	26	16	10	0	0	26	0	0	54.23
BHAKTAPUR	28119	2	GYAN TARA ENGLISH SCHOOL	54.5	62.8	60.5	43.1	50.4	53	24	24	2	18	1	0	21	0	3	37.34
BHAKTAPUR	28120	2	GLORY ENGLISH SCHOOL, MADHY	53.4	66.1	69.5	45.7	57.6	56.1	36	36	3	30	1	0	34	0	2	42.19
BHAKTAPUR	28121	1	SHREE KALIKA MA. VI., NAGARKO	28.7	52.3	39.8	35.9	53.6	41.9	18	18	0	7	8	0	15	0	3	28.75
BHAKTAPUR	28122	1	TARA MA. VI.	54.8	48.3	54.7	35.8	46.4	47.7	30	30	1	17	10	0	28	0	2	37.25
BHAKTAPUR	28123	2	SCHOLARS HOME ACADEMY BOAI	58.8	52.8	61.3	55.3	55	42	8	8	2	5	0	0	7	0	1	40.31

**PERFORMANCE OF ALL SCHOOLS IN SLC EXAMINATION BY DISTRICTS**  
**2071 BS (2015 AD)**

DISTRICT	SCODE	ST	SCHOOL	AVERAGE MARKS IN COMP. SUBJECTS						STUDENT		PASS DIVISION						WLD	FLD	SEM
				ENG	NEP	MAT	SCI	SOC	HPE	TAP	TAPRD	DIS	FIR	SEC	TIR	PASS				
BHAKTAPUR	28124	1	SHREE GANESH MA. VI. CHHALING	37.4	56	43.7	36.7	51	45.6	46	45	1	19	13	0	33	0	12	24.08	
BHAKTAPUR	28125	2	QUALITY ENGLISH SCHOOL PHEDI	56.8	65.4	71.3	57.7	64.9	60.5	21	21	8	12	0	0	20	0	1	47.5	
BHAKTAPUR	28126	2	GOLDEN SUNGAVA ENGLISH BOAR	56.5	59.7	69.3	44	62.1	52.6	26	26	5	19	2	0	26	0	0	47.02	
BHAKTAPUR	28127	2	PRAGYA ENGLISH SCHOOL DUWA	62.5	75.1	90	57.5	70.9	58.2	11	11	8	3	0	0	11	0	0	55.91	
BHAKTAPUR	28128	2	PROXIMA INTERNATIONAL ACADE	59	65.4	68.9	37.4	51	54.7	22	22	7	10	1	0	18	0	4	36.99	
BHAKTAPUR	28129	2	ANTIQUE BHADGAUN BOARDING N	58.3	64.7	56.9	39.8	53.1	54.9	26	26	4	20	1	0	25	0	1	44.28	
BHAKTAPUR	28130	2	DEMOS ENGLISH SCHOOL SURYAV	57	61.9	59.5	48.4	56.3	45.2	22	22	4	12	4	0	20	0	2	39.55	
BHAKTAPUR	28131	2	SURYA VINAYAK ENGLISH SCHOO	61.8	76.5	72.2	50.6	67	63.2	16	16	8	7	0	0	15	0	1	48.28	
BHAKTAPUR	28132	1	BHUWANESHWORI MA VI NANGKE	41	64.3	54.4	35.9	57	49.3	8	8	1	3	3	0	7	0	1	34.22	
BHAKTAPUR	28133	2	SHANKAR INTERNATIONAL ENGLI	61.8	58.3	72.4	53.4	59.1	58.4	28	28	7	19	2	0	28	0	0	47.95	
BHAKTAPUR	28134	2	PRECIOUS PUBLIC ENGLISH SCHOC	56.1	66.9	83.3	49.6	49.8	55	34	34	14	20	0	0	34	0	0	51.18	
BHAKTAPUR	28135	2	ORBIT ENGLISH SCHOOL GATTHAC	64.4	64.5	80.9	54.1	53.4	55.8	13	13	3	10	0	0	13	0	0	48.46	
BHAKTAPUR	28136	2	LITTLE BLOOMS SCHOOL GATTHA	59.7	60.9	73.9	54.2	54.6	53.1	35	35	8	25	1	0	34	0	1	46.18	
BHAKTAPUR	28137	2	SAGARMATHA ENGLISH SCHOOL T	56.3	59.8	52.8	36.7	50.8	45.8	6	6	0	6	0	0	6	0	0	45	
BHAKTAPUR	28138	2	BHAKTAPUR NIST SCHOOL LOKAN	61.2	71.1	74.5	51.7	70.6	54.8	29	29	9	20	0	0	29	0	0	49.66	
BHAKTAPUR	28139	2	SIRUTAR ENGLISH SCHOOL SIRUT,	56.2	65.6	78.8	57.2	47.2	52.8	13	13	3	10	0	0	13	0	0	48.46	
BHAKTAPUR	28140	2	SARASWOTI SIKSHYA SADAN THA	52.5	61.7	45.5	49	52.7	49.8	6	6	0	5	1	0	6	0	0	43.13	
BHAKTAPUR	28141	2	SIDDHARTHA ACADEMY KATUNJE	53	60.6	46.4	44.2	50	54.2	5	5	0	3	1	0	4	0	1	29.25	
BHAKTAPUR	28142	2	DENS INTERNATIONAL ACADEMY	54.1	60.9	78.9	45.3	48.3	45.9	7	7	1	5	1	0	7	0	0	45.54	
BHAKTAPUR	28143	2	APEX BOARDING HIGH SCHOOL KA	50.9	50.1	51.2	34.8	42	35.4	20	20	1	7	5	0	13	0	7	19.31	
BHAKTAPUR	28144	1	PANCHAKANYA MA VI SUDAL	46.8	60.8	43	40.5	37.9	47.3	31	31	1	17	3	0	21	0	10	22.62	
BHAKTAPUR	28145	2	LITTLE GARDEN ENGLISH SCHOOL	53.4	68.7	88.4	54.6	51.1	53.6	17	17	8	8	0	0	16	0	1	48.09	
BHAKTAPUR	28147	3	BAGISHWORI U MA VI, TAULACHH	26.2	31.4	11.7	7.5	33.4	23.6	18	17	0	0	1	0	1	0	16	-19.2	
BHAKTAPUR	28148	2	PUMORI VIDYA MANDIR MA VI, SU	31.5	36.6	31.3	22.2	32.4	32.5	47	40	0	9	15	0	24	0	16	13.78	
BHAKTAPUR	28149	2	MANAKAMANA ENGLISH SECOND	61.4	66.7	72.2	61	65.7	58.9	38	38	19	17	2	0	38	0	0	51.91	
BHAKTAPUR	28150	3	BODE U MA V MADHYAPUR THIM	21.2	25.7	17.8	17.8	28.7	22.4	77	65	0	2	13	0	15	0	50	-9.17	
BHAKTAPUR	28151	2	HIMCHULI ACADEMY MADHYAPU	53.8	62.5	79.4	49.4	65.5	52.9	14	14	3	11	0	0	14	0	0	48.21	
BHAKTAPUR	28152	2	ADVANCE ACADEMY MADHYAPU	63.3	66.3	85.4	55	78.7	57.9	18	18	9	9	0	0	18	0	0	52.5	
BHAKTAPUR	28153	2	SHINING STUDENTS ACADEMY SU	57	62.5	60.3	37.4	48	59.5	17	17	5	7	3	0	15	0	2	39.49	
BHAKTAPUR	28154	2	UNITY ENGLISH SCHOOL KATUNJE	57.1	61.1	72.3	47.2	60	52.2	26	26	6	17	1	0	24	0	2	42.84	

**PERFORMANCE OF ALL SCHOOLS IN SLC EXAMINATION BY DISTRICTS**  
**2071 BS (2015 AD)**

DISTRICT	SCODE	ST	SCHOOL	AVERAGE MARKS IN COMP. SUBJECTS						STUDENT		PASS DIVISION						WLD	FLD	SEM
				ENG	NEP	MAT	SCI	SOC	HPE	TAP	TAPRD	DIS	FIR	SEC	TIR	PASS				
BHAKTAPUR	28155	2	PROWESS ACADEMY ENGLISH SCH	53.5	59.8	67.5	39.8	45.3	48.8	4	4	0	4	0	0	4	0	0	45	
BHAKTAPUR	28156	2	KHWOPRING ENGLISH ACADEMY I	61.7	73.3	86.3	53.9	59.3	58.4	34	34	14	20	0	0	34	0	0	51.18	
BHAKTAPUR	28157	2	MODEL JANATA ENGLISH SCHOOL	57.6	61.9	68.4	44.1	55.1	55.1	14	14	3	10	0	0	13	0	1	43.39	
BHAKTAPUR	28158	2	SHANKHADHAR MEMORIAL SCHO	62.7	64.2	82.5	60.7	55.8	59.2	23	23	9	14	0	0	23	0	0	50.87	
BHAKTAPUR	28160	2	ST JOHNS ENGLISH SCHOOL KATU	58.3	56.7	72.3	40.5	53.1	48.2	12	12	3	7	2	0	12	0	0	46.88	
BHAKTAPUR	28161	2	SHINING ENGLISH SECONDARY SC	57.2	57.4	62.1	40.1	59.4	50.3	9	9	2	4	3	0	9	0	0	44.58	
BHAKTAPUR	28162	1	BAGEHINI MA V BAGESWORI	37.4	61.4	40.9	32.6	56.6	46.7	16	16	0	9	2	0	11	0	5	22.5	
BHAKTAPUR	28163	2	UNITED PREPARATORY ENGLISH S	52.2	58.4	66.3	41.2	56.6	46.7	11	11	3	5	1	0	9	0	2	35.8	
BHAKTAPUR	28164	2	SAMATA SECONDARY SCHOOL KA	57.7	65	68.9	51.9	60.3	52.6	73	73	13	60	0	0	73	0	0	47.67	
BHAKTAPUR	28165	2	HIMALAYAN GLORY ENGLISH SCH	56	64.5	69.7	40.9	48.8	50.3	22	22	1	16	5	0	22	0	0	43.13	
BHAKTAPUR	28166	2	UNIQUE INTERNATIONAL ACADEM	58.9	69.1	58.5	44.3	51.7	54.8	15	15	3	10	0	0	13	0	2	39	
BHAKTAPUR	28167	2	PRIME ACADEMY MADHYAPUR TH	58.1	57.9	69.7	46.6	71.6	52.7	15	15	2	11	2	0	15	0	0	45.5	
BHAKTAPUR	28168	2	GANESH BOARDING SCHOOL, JHA	57.8	65.4	63.3	50.8	58.6	50.9	12	12	2	9	0	0	11	0	1	41.87	
BHAKTAPUR	28169	2	THE COUNTRYSIDE ENGLISH SCH	57.3	66.5	65.5	53.9	59.9	57.3	20	20	9	8	1	0	18	0	2	44.44	
BHAKTAPUR	28170	2	GLOBAL ACADEMY ENGLISH SCH	64	64.8	84.5	47.6	65.3	54.1	14	14	6	8	0	0	14	0	0	51.43	
BHAKTAPUR	28171	2	UNIQUE NEPAL ACADEMY, LOKAN	64.1	63.6	82.6	56.8	59	59.6	8	8	1	7	0	0	8	0	0	46.88	
BHAKTAPUR	28173	2	CREATIVE LEARNERS ACADEMY, I	61.8	61.7	77.1	48	56.2	60	21	21	6	15	0	0	21	0	0	49.29	
BHAKTAPUR	28174	2	STUDENTS ACADEMY, KATUNJE-8	50.4	54.6	49	38	39.9	37.9	9	9	0	3	4	0	7	0	2	25	
BHAKTAPUR	28175	2	GLITTER FUTURE SCHOOL, BHAKT	61.7	63.1	71.4	55.6	65.6	50.1	9	9	2	7	0	0	9	0	0	48.33	
BHAKTAPUR	28177	2	JYOTI GYAN ACADEMY SECONDA	49.5	58	61.5	34	44	40.5	4	4	0	2	2	0	4	0	0	39.38	
BHAKTAPUR	28178	2	NEOLOGIAN ACADEMY, BEKHAL-4	57.4	59.8	58.3	47.3	58.1	54.8	40	40	5	30	1	0	36	0	4	39.84	
BHAKTAPUR	28179	1	AJAD SECONDARY SCHOOL, JHAU	36	51.5	56.9	32.2	45.8	40.7	13	13	0	7	5	0	12	0	1	35.48	
BHAKTAPUR	28180	2	SUNSHINE NATIONAL SCHOOL, DU	60.8	69.1	77.5	48.9	68.3	55	24	24	8	16	0	0	24	0	0	50	
BHAKTAPUR	28181	2	HIMSHIKHAR ENGLISH SECONDA	53.6	60.9	63.9	41.5	47.5	43.1	8	8	1	4	2	0	7	0	1	35.63	
BHAKTAPUR	28182	2	MOTHERLAND ENGLISH BOARDIN	59.1	65.9	59.2	43.3	51.6	52.3	14	14	2	8	3	0	13	0	1	39.91	
BHAKTAPUR	28183	2	BIMAL MEMORIAL VIDHYA PEETH	58.7	67	76.6	48.8	52.2	41.3	10	10	1	9	0	0	10	0	0	46.5	
BHAKTAPUR	28184	2	ACTIVE ENGLISH SCHOOL, BAHAK	66.3	72.7	93.9	64.1	57.3	60.3	7	7	6	1	0	0	7	0	0	57.86	
BHAKTAPUR	28185	2	NOBLE SCHOOL, BALKOT	63.3	61.8	89.5	55.8	49.1	49.8	8	8	2	6	0	0	8	0	0	48.75	
BHAKTAPUR	28186	1	SHREE JYOTI SECONDARY SCHO	49.4	65.1	71.3	43.6	49.3	48.6	16	16	1	11	4	0	16	0	0	43.13	
BHAKTAPUR	28187	2	LOTUS INTERNATIONAL SCHOOL, I	58.2	61.2	69.2	45.2	66.4	46	5	5	0	5	0	0	5	0	0	45	

**PERFORMANCE OF ALL SCHOOLS IN SLC EXAMINATION BY DISTRICTS**  
**2071 BS (2015 AD)**

DISTRICT	SCODE	ST	SCHOOL	AVERAGE MARKS IN COMP. SUBJECTS						STUDENT		PASS DIVISION					WLD	FLD	SEM
				ENG	NEP	MAT	SCI	SOC	HPE	TAP	TAPRD	DIS	FIR	SEC	TIR	PASS			
BHAKTAPUR	28188	2	ZENITH ACADEMY, NEW GATTHAC	59.8	63.7	65.4	55.1	52.9	55.7	13	13	2	11	0	0	13	0	0	47.31
BHAKTAPUR	28189	1	AASTHA MAHILA VIDHYALAYA, G	30.7	36.6	30	24.1	43.2	32.8	18	17	0	3	6	0	9	0	8	9.26
BHAKTAPUR	28191	2	FUTURE STAR SECONDARY SCHO	51.3	54.6	56.6	39.5	54.6	45.9	8	8	1	4	2	0	7	0	1	35.63
BHAKTAPUR	28192	2	IMAGE SCHOOL, GOLMADHI-7	59.7	74.8	87.2	56.8	62	62.8	6	6	4	2	0	0	6	0	0	55
BHAKTAPUR	28193	2	HIMAL ACADEMY, GUNDU-6	57.2	63.7	61.3	48.6	57.3	44.9	28	28	4	20	1	0	25	0	3	39.51
BHAKTAPUR	28194	2	COMMUNICATIVE ENGLISH SECON	56.5	52.5	27.5	26	63.5	53.5	2	2	0	0	1	0	1	0	1	5.63
BHAKTAPUR	28195	2	AMENITY ENGLISH SECONDARY S	55.1	66.1	67.9	48.4	65.9	50.8	18	18	5	12	1	0	18	0	0	48.54
BHAKTAPUR	28196	2	ZENITH ENGLISH SECONDARY SCH	55	62.2	67	50.7	54.3	50.3	6	6	2	2	2	0	6	0	0	46.25
BHAKTAPUR	28197	2	CREATIVE ENGLISH SCHOOL, BHA	57.5	68.5	70.4	46.2	51.7	58.5	22	22	4	16	1	0	21	0	1	44.15
KATHMANDU	29001	1	PRABHAT MA VI NAGHAL	33.4	55.9	31.8	33.4	55.2	40.7	30	30	0	8	9	0	17	0	13	12.38
KATHMANDU	29002	1	GRAMSEWA MA VI DHARMASTHA	29.4	51.4	40.1	15.9	31.3	41.7	32	32	0	5	4	0	9	0	23	-4.92
KATHMANDU	29003	1	MANGALODAYA MA VI THANKOT	48.8	65.8	66.6	48.7	49.7	47.2	77	77	5	60	12	0	77	0	0	44.22
KATHMANDU	29004	1	MAHENDRA BAUDDHA MA VI BAU	35.5	47	49.8	29.9	57.2	40.2	106	106	0	36	48	1	85	0	21	26.33
KATHMANDU	29005	1	KANTI BHAIKAV MA VI DANCHHI	34	59.7	45.6	36.5	46.6	44.3	41	41	2	11	15	1	29	0	12	21.35
KATHMANDU	29006	1	SAHAYOGI UCHCHA MA VI GOKAR	25	39.4	36.9	17.4	45.4	34.6	57	55	0	8	14	0	22	0	33	1.64
KATHMANDU	29007	2	SHAHID SMARAK MA VI GYANESW	54.8	52.7	63.5	35.9	51.9	50.9	22	22	4	12	2	0	18	0	4	34.43
KATHMANDU	29008	1	KOTESWAR SARASWATI MA VI MA	33.8	50.4	43	31.2	39.5	34.7	101	98	2	22	50	1	75	0	23	23.51
KATHMANDU	29009	1	BAGHA BHAIKAB MA VI CHAMPAI	27.4	48	14.4	20.6	21.3	38	8	8	0	0	1	0	1	0	7	-15.5
KATHMANDU	29011	1	VISWA NIKETAN UCHCHA MA VI T	43.2	60.6	51.1	34.2	47.9	49.5	125	124	11	45	33	0	89	0	35	24.28
KATHMANDU	29012	1	SHANTI VIDYAGRIH MA VI LAINCH	35.7	53.9	31.8	21.2	48	37.3	80	79	1	18	13	0	32	0	47	3.18
KATHMANDU	29013	1	SHIVAPURI MA VI MAHARJUNJ	44.3	54	50.4	37.6	48.9	37.3	107	105	6	50	41	0	97	0	8	36.32
KATHMANDU	29014	2	N.K. SINGH MEMORIAL ENGLISH P	64.6	65.2	73.7	53.1	63.8	49	104	103	45	57	1	0	103	0	0	51.44
KATHMANDU	29015	1	BHAKTA VIDHYASHRAM MA VI RA	30	43.1	19.8	25.2	47.5	32.8	10	9	0	0	3	0	3	0	6	-3.75
KATHMANDU	29016	1	BAL SEWA MA VI JHOCHHEN	32.8	56.9	29.6	20.8	39.7	42.8	18	18	0	4	2	0	6	0	12	-1.25
KATHMANDU	29017	2	HIMALAYA VIDYAMANDIR AWASI	65.6	68.3	81.4	42.9	69.3	58.4	7	7	3	4	0	0	7	0	0	51.43
KATHMANDU	29018	1	NEPAL BED VIDHYASHRAM BANA	71.5	59.8	61.4	77	63.2	50.6	17	17	5	9	1	0	15	0	2	40.81
KATHMANDU	29019	1	SIDDHI GANESH MA VI PAKANAJOL	45.3	52.8	54	39.6	44.5	44.6	79	77	5	36	28	0	69	0	8	34.87
KATHMANDU	29020	2	BAGMATI BOARDING HIGHER SEC	59	67.8	71	47.8	72.1	54.4	105	104	40	56	4	0	100	0	4	47.74
KATHMANDU	29021	1	SHANTI SHIKCHHA MANDIR MA VI	35.3	62.6	38.5	22.6	52.8	40.4	19	19	0	5	4	0	9	0	10	7.11
KATHMANDU	29022	1	JANA PRABHAT MA VI KALIMATI	32.7	40.7	42.4	22.6	40.2	43.3	63	63	0	15	16	0	31	0	32	7.86

**PERFORMANCE OF ALL SCHOOLS IN SLC EXAMINATION BY DISTRICTS**  
**2071 BS (2015 AD)**

DISTRICT	SCODE	ST	SCHOOL	AVERAGE MARKS IN COMP. SUBJECTS						STUDENT		PASS DIVISION					WLD	FLD	SEM
				ENG	NEP	MAT	SCI	SOC	HPE	TAP	TAPRD	DIS	FIR	SEC	TIR	PASS			
KATHMANDU	29023	1	KIRTIPUR MA VI KIRTIPUR	32.8	48.5	31.3	24.7	47.6	35	24	24	0	5	4	0	9	0	15	0.94
KATHMANDU	29024	1	JANASEWA HIGHER SECONDARY S	31.6	49.2	29.9	20.1	41.1	39.7	31	31	0	5	7	0	12	0	19	1.09
KATHMANDU	29025	1	SITARAM HIGHER SECONDARY SC	46.3	55.3	58.7	45.5	59.5	44.1	35	35	4	25	4	0	33	0	2	41.57
KATHMANDU	29026	1	ARUNODAYA MA VI SATIKHEL PH.	35.1	53.7	46.6	30.2	45	42.6	53	53	0	16	26	0	42	0	11	25.47
KATHMANDU	29027	1	GYANODAYA MA VI PURANO KAL	53.3	66	60.1	37.9	65.8	55.9	177	177	28	97	11	0	136	0	41	31.04
KATHMANDU	29028	2	BELMONT INTERNATIONAL SCHOO	54.8	68.7	74.8	52	68	50.3	9	9	1	8	0	0	9	0	0	46.67
KATHMANDU	29029	2	ANNAPURNA HIGHER SECONDARY	52.9	52.9	64.6	44.3	50.9	41.8	98	93	11	65	11	0	87	0	6	41.09
KATHMANDU	29030	2	BABA BOARDING MA VI CHABHIL	62.4	61	79.6	60.4	63.2	55.4	61	61	30	31	0	0	61	0	0	52.38
KATHMANDU	29031	1	BAL SUDHAR MA VI NAYAPATI	26.1	43.9	35.1	20	42.1	33.9	35	34	0	4	7	0	11	0	23	-2.98
KATHMANDU	29032	1	SARASWATI HIGHER SECONDARY	33.2	59	49.3	32.1	48.5	47.9	51	51	2	21	16	0	39	0	12	26.18
KATHMANDU	29034	2	V. S. NIKETAN HIGHER SECONDAR	61.9	62	78.6	61.3	62.4	55.3	245	243	141	97	4	0	242	0	1	53.24
KATHMANDU	29035	1	NEPAL ADARSHA MA VI GANABAF	31.1	46.9	45.1	27	50.9	37.9	27	27	0	3	16	0	19	0	8	18.33
KATHMANDU	29036	1	SHANTI NIKUNJ MA VI BHAGAWAT	46.1	55.5	65.1	38.6	60.6	45.6	38	38	4	24	8	0	36	1	1	41.25
KATHMANDU	29037	1	NEPAL YUBAK MA VI PAKNAJOL	40.1	53	50.9	36.9	62.5	46.2	41	41	2	14	17	0	33	0	8	27.9
KATHMANDU	29038	1	GEETA MATA MA VI BIJESWORI	44.8	53.4	63.2	40.6	59.1	43.8	159	157	14	94	31	1	140	0	17	36.67
KATHMANDU	29039	1	TAUDAHA RASTRIYA MA VI TAUD	33.4	65	67	43.7	40.7	47	22	22	0	18	3	0	21	0	1	40.4
KATHMANDU	29040	1	NEPAL RASTRIYA UCHCHA MA VI	51.5	49.9	53.2	42.9	50.4	50.3	63	62	5	31	18	0	54	0	8	34.23
KATHMANDU	29041	2	BAGH BHAIRAB BOARDING MA VI	59.5	61.6	66.9	52.6	72.5	53.4	12	12	4	8	0	0	12	0	0	50
KATHMANDU	29042	2	EKATA SADAN ENGLISH SECONDA	36.2	50.3	46.2	24.8	57.7	31.8	6	6	0	0	5	0	5	0	1	24.38
KATHMANDU	29044	1	NAWAYUG MA VI JYABAHAL	35.6	55.3	54.4	34.2	66.9	47.9	12	12	0	7	5	0	12	0	0	40.31
KATHMANDU	29045	1	BHANU MA VI (DURBAR HIGH SCH	34	47.7	45.7	26.3	36.6	43.6	23	23	1	6	6	0	13	0	10	13.37
KATHMANDU	29046	1	SHREE RATNARAJYA HIGHER SEC	36.3	57.2	44.7	34.1	44.4	32.9	146	146	1	55	62	1	119	0	27	27.7
KATHMANDU	29047	1	PRABHAT MA VI THANKOT	37.9	48.7	47.9	33.1	42.4	41.3	47	46	0	18	20	0	38	0	8	28.37
KATHMANDU	29048	1	GUHYESHWORY HIGHER SECOND	39.7	56.2	55.7	41.9	47.3	44.9	76	76	3	43	19	0	65	0	11	33.01
KATHMANDU	29049	2	NAMGYAL MA VI GOKARNA	52.1	56	69.2	54.7	56.2	44.5	71	71	2	66	3	0	71	0	0	44.95
KATHMANDU	29050	1	VIJAYA MEMORIAL MA VI DILLIBA	34	57.4	51.6	33.1	49.9	36.3	28	27	1	8	12	0	21	0	6	25.56
KATHMANDU	29051	1	CHAMUNDA MA VI JORPATI	43	57	57.4	43.1	45.2	45.2	82	81	3	52	24	0	79	0	2	40.56
KATHMANDU	29052	1	SHAHID SUKRA MA VI BAGBAZAR	42.3	66.4	48.5	33.5	56	37.9	24	24	4	9	1	0	14	0	10	18.91
KATHMANDU	29053	1	ADARSHA MA VI BHADRABAS	39.2	44.8	44.2	22.9	42.8	36.7	69	68	2	13	18	0	33	0	35	7.72
KATHMANDU	29054	1	SANSKRIT MA VI RANIPOKHARI	38.3	48.3	40.1	21.2	36.7	58.5	27	27	0	3	9	0	12	0	15	3.75

**PERFORMANCE OF ALL SCHOOLS IN SLC EXAMINATION BY DISTRICTS**  
**2071 BS (2015 AD)**

DISTRICT	SCODE	ST	SCHOOL	AVERAGE MARKS IN COMP. SUBJECTS						STUDENT		PASS DIVISION						WLD	FLD	SEM
				ENG	NEP	MAT	SCI	SOC	HPE	TAP	TAPRD	DIS	FIR	SEC	TIR	PASS				
KATHMANDU	29055	1	KALIKA SHARAN MA VI JAHARSIN	40.2	52.6	37.6	33.5	44.1	37.9	69	69	1	17	28	0	46	0	23	18.15	
KATHMANDU	29056	2	GAUTAM MA VI LAGAN TOLE	58.2	61.2	64.3	45	64.7	53.7	11	11	3	6	2	0	11	0	0	47.05	
KATHMANDU	29057	1	HIMALAYA MA VI NEWROAD	37.5	48.3	32.8	24.1	35.9	31.5	8	8	0	0	4	0	4	0	4	5.63	
KATHMANDU	29058	1	BUDHANILKANTHA HIGHER SECO	39.5	48.3	40.4	26.2	46.9	38	84	82	2	25	29	1	57	0	25	20.55	
KATHMANDU	29059	2	SARASWATI AWASIYA MA VI KSH	54.2	55.7	62.9	46.4	60.5	46.6	68	68	12	43	12	0	67	0	1	44.67	
KATHMANDU	29060	1	NANDI RATRI MA VI NAXAL	27.9	54.7	32.9	17.3	46.3	35.2	14	13	0	2	2	0	4	0	9	-3.46	
KATHMANDU	29061	1	PADMODAYA HIGHER SECONDAR	42.3	62.6	60.9	37.1	45.1	38.2	60	60	4	36	17	0	57	0	3	39.44	
KATHMANDU	29062	1	BHAGYODAYA MA VI SANKHU	35.3	50.2	28.6	22.8	48	37.3	53	53	0	12	12	1	25	0	28	6.4	
KATHMANDU	29063	1	TARUN MA VI BALAJU	50.3	58	67	44.2	48.3	52.3	134	134	9	109	14	0	132	0	2	43.82	
KATHMANDU	29064	1	ARUNODAYA MA VI AARUBARI	38.1	47.8	50.5	36.3	34	37.1	76	76	0	19	34	1	54	0	22	20.15	
KATHMANDU	29065	2	DEEPIYOTI AWASIYA MA VI GONG	55.4	63.1	56.2	46.7	59.7	57	78	77	14	50	5	0	69	0	8	39.98	
KATHMANDU	29066	1	NARAYAN JAN MA VI MACHCHHE	39.6	61.9	43	23.8	46.4	37.4	14	14	0	3	6	0	9	0	5	16.07	
KATHMANDU	29068	1	NANDI MA VI NAXAL	43.1	60.1	42.9	32.8	56.1	45.3	75	74	6	23	14	0	43	0	31	15.81	
KATHMANDU	29069	1	JUDDHODAYA MA VI CHHETRAPA	48.1	52.4	40.7	29.6	41.4	41.1	88	88	2	28	22	0	52	0	36	14.91	
KATHMANDU	29070	1	PASHUPATI MITRA MA VI CHABA	34.4	60.7	53.6	37.1	48.4	38	90	90	2	50	28	0	80	0	10	34.33	
KATHMANDU	29071	1	PAROPAKAR ADARSHA MA VI BH	41.7	52.2	52.8	37.8	33.4	38.8	30	30	1	6	14	0	21	0	9	20	
KATHMANDU	29072	1	GANDHI ADARSHA HIGHER SECON	37.2	53.3	45.8	31.8	37.1	40.9	105	105	0	36	36	1	73	0	32	20.37	
KATHMANDU	29073	1	KANYA MANDIR MA VI NHYOKHA	36.9	48	37.8	34.5	37	35	46	46	1	9	15	0	25	0	21	10.84	
KATHMANDU	29074	1	NAGARJUN MA VI GOLDHUNGA	38.1	55.7	39.4	30.1	50.2	46.5	53	53	0	18	15	0	33	0	20	16.34	
KATHMANDU	29075	1	SHARADA MA VI PASHUPATI	44.8	45.9	42.6	34.2	49.6	44.7	45	45	0	20	17	0	37	0	8	28.75	
KATHMANDU	29077	2	WHITEFIELD HIGHER SECONDARY	62.6	60.8	80.6	46.1	67	64.1	74	74	30	43	0	0	73	0	1	50.17	
KATHMANDU	29078	2	GYAN MANDIR MA VI BALAJU	58.9	62	76.9	59.1	66.1	56.2	35	35	13	22	0	0	35	0	0	50.57	
KATHMANDU	29079	1	PADMA KANYA MA VI DILLIBAZA	41.3	68.1	60.6	41.2	57.5	53.3	35	35	2	22	10	0	34	0	1	40.71	
KATHMANDU	29080	2	JANAK NATH MEMORIAL HIGHER S	58.3	67.7	66.3	51	54.2	47.9	19	19	2	15	2	0	19	0	0	45.39	
KATHMANDU	29081	1	KANTI ISHWARI RAJYA LAXMI MA	35.7	56.6	33	26	53.6	39	24	24	0	5	6	0	11	0	13	5.63	
KATHMANDU	29082	1	GRAM SHIKSHYA MANDIR MA VI K	29.2	42.8	46.9	28.1	50.3	36	32	32	1	6	15	1	23	0	9	20.55	
KATHMANDU	29083	1	TANGAL MA VI BHIM BHAWAN TA	38.4	61.3	42.9	30	57.5	39.8	58	55	2	24	10	0	36	0	19	20.18	
KATHMANDU	29084	1	SARASWATI NIKETAN MA VI BRAH	44.6	49	54	36.9	34.6	38.3	47	45	4	13	16	0	33	0	12	24.33	
KATHMANDU	29085	1	KANYA MA VI YATAKHA TOLE	31.1	52.6	27.6	20.1	47.8	34.7	18	17	0	3	3	0	6	0	11	-0.66	
KATHMANDU	29086	1	RASTRIYA MA VI INDRAYANI	40.1	53.4	51.1	35.3	47.9	43.3	30	30	0	13	12	0	25	0	5	29.25	

**PERFORMANCE OF ALL SCHOOLS IN SLC EXAMINATION BY DISTRICTS**  
**2071 BS (2015 AD)**

DISTRICT	SCODE	ST	SCHOOL	AVERAGE MARKS IN COMP. SUBJECTS						STUDENT		PASS DIVISION						WLD	FLD	SEM
				ENG	NEP	MAT	SCI	SOC	HPE	TAP	TAPRD	DIS	FIR	SEC	TIR	PASS				
KATHMANDU	29087	1	NAVA ADARSHA MA VI BASANTPU	40.2	62.5	37.5	25.6	54.2	40.4	25	25	0	9	4	0	13	0	12	10.8	
KATHMANDU	29088	2	LABORATORY MA VI KIRTIPUR	62	62.9	74.3	52.4	59.2	63	60	60	20	40	0	0	60	0	0	50	
KATHMANDU	29089	2	ANANDAKUTI MA VI SWAYAMBHU	62.7	58.3	60.3	54.5	58.7	46.5	6	6	1	5	0	0	6	0	0	47.5	
KATHMANDU	29090	2	BHANUBHAKTA MEMORIAL MA VI	61	62.1	65.1	45.6	61.9	44.6	188	188	37	122	13	0	172	0	16	41.43	
KATHMANDU	29091	2	BUDHANILKANTHA BOARDING SC	65.4	66.3	84.6	55.3	72.9	64.4	123	123	93	28	1	0	122	0	1	55.7	
KATHMANDU	29092	2	SIDDHARTHA VANASTHALI INSTIT	64.4	65.8	81.4	60.8	63.8	53.8	314	314	179	132	2	0	313	0	1	53.26	
KATHMANDU	29093	2	TRIBHUVAN ADARSHA AWASIYA N	56.6	60.2	68.6	49.9	67.6	54.5	37	37	11	21	3	0	35	0	2	44.9	
KATHMANDU	29094	2	MAHENDRA BHAVAN HIGHER SEC	58.4	51.6	65.5	49.3	60.1	49.5	23	23	1	21	1	0	23	0	0	45.16	
KATHMANDU	29095	1	VIDHYA MANDIR MA VI NAIKAP	41.8	62.1	50.7	33.5	55.7	43.8	26	26	1	12	8	0	21	0	5	29.13	
KATHMANDU	29096	1	SHREE GANESH HIGHER SECONDA	35.8	50.4	49.2	34.6	35	35.7	84	83	0	21	42	1	64	0	19	23.6	
KATHMANDU	29098	2	RASTRIYA SUNGHAVA BOARDING	56.1	63.2	77.1	47.3	70.8	47.1	35	35	11	22	2	0	35	0	0	49.07	
KATHMANDU	29099	2	BAL UDYAN AWASIYA MA VI KALI	54.9	62.5	70.1	33.7	68.5	53.3	15	15	3	11	0	0	14	0	1	43.5	
KATHMANDU	29100	2	ARNIKO AWASIYA MA VI BHOTEB	60.1	69.7	87.7	44.4	56.9	54.7	35	35	13	21	0	0	34	0	1	48.64	
KATHMANDU	29101	2	ADARSHA YOG-HARI MA VI LAINC	59.7	59.5	83.2	61.5	56	56.8	27	27	16	10	1	0	27	0	0	53.47	
KATHMANDU	29102	2	EVEREST SECONDARY BOARDING	54.2	54.3	73.4	46.5	57.4	45.4	39	39	7	27	3	0	37	0	2	43.37	
KATHMANDU	29103	1	PANCHA KANYA MA VI KIMSI SYU	16.5	39.9	19.7	20.9	34.3	26.1	10	9	0	0	1	0	1	0	8	-16.2	
KATHMANDU	29104	1	ADINATH MA VI CHOVAR	36.9	62.5	43	36.4	54.1	43.3	23	23	3	9	6	0	18	0	5	29.35	
KATHMANDU	29105	2	BRIHASPATI VIDHYASADAN MA VI	58.6	64.2	80.5	53.8	67	58.4	116	116	44	67	4	0	115	0	1	49.72	
KATHMANDU	29107	2	ANKUR PADAWI SHIKSHA SADAN,	59.2	58.8	57.7	50.8	56.9	58.2	19	19	3	13	1	0	17	0	2	39.67	
KATHMANDU	29108	1	BAUNDESHWOR HIGHER SECOND,	28.1	48	39.5	25.2	40	36.7	49	49	1	8	15	1	25	0	24	8.37	
KATHMANDU	29109	2	KULESWAR MA VI KULESWAR	40.3	52.9	52.2	35.3	61.7	43	19	19	1	12	6	0	19	0	0	42.24	
KATHMANDU	29110	2	LEARNING REALM INTERNATIONAL	66.5	67.7	88.5	55.9	65.3	55	233	233	143	87	3	0	233	0	0	54.06	
KATHMANDU	29111	1	GUHESWARI BAL SIKKSHA MA VI T	27.1	40.9	42.9	25.8	35	28.8	30	30	0	5	8	1	14	0	16	5.3	
KATHMANDU	29112	2	MITRA MA VI KALIMATI KULESHW	51.5	50	59.7	42.2	52.7	46.1	11	11	0	6	2	0	8	0	3	24.55	
KATHMANDU	29113	2	GALAXY PUBLIC MA VI GYANESW	61.8	66.2	81	58.8	61.5	54.8	187	187	109	71	0	0	180	0	7	51.22	
KATHMANDU	29114	2	MAHA MANJUSHREE MA VI SWOY	64.3	63	83.2	56	69.4	57	53	53	24	27	0	0	51	0	2	49.25	
KATHMANDU	29115	2	PUSHPA SADAN BOARDING HIGH S	60.8	65	73.9	52.5	60.7	63.8	112	112	42	70	0	0	112	0	0	50.63	
KATHMANDU	29116	2	BHRIKUTI MA VI BOUDHA MAHAN	47	43.2	52.4	48.3	46.6	42.6	30	28	2	15	11	0	28	0	0	41.65	
KATHMANDU	29117	2	HOLY GARDEN BOARDING HIGH SC	59.8	57.3	73.4	43.9	62.4	47.2	65	64	11	50	3	0	64	0	0	47.05	
KATHMANDU	29118	1	BALAMBU MA VI BALAMBU	47.7	64.4	63.6	38.3	65.4	52.8	53	53	3	43	6	0	52	0	1	43.3	

**PERFORMANCE OF ALL SCHOOLS IN SLC EXAMINATION BY DISTRICTS**  
**2071 BS (2015 AD)**

DISTRICT	SCODE	ST	SCHOOL	AVERAGE MARKS IN COMP. SUBJECTS						STUDENT		PASS DIVISION					WLD	FLD	SEM
				ENG	NEP	MAT	SCI	SOC	HPE	TAP	TAPRD	DIS	FIR	SEC	TIR	PASS			
KATHMANDU	29119	1	TILINGTAR MA VI DHAPASI PANCH	43.9	53.9	60.7	35.7	47.7	50.4	135	134	11	63	41	1	116	0	18	33.57
KATHMANDU	29120	2	JANA JYOTI ENGLISH SECONDARY	62.8	61.2	94.9	62	67.5	53.7	13	13	8	5	0	0	13	0	0	54.23
KATHMANDU	29121	2	RAYNERS RESIDENTIAL MA VI MIN	52.7	59.8	75.3	42.6	47.7	41.6	9	9	2	5	1	0	8	0	1	39.58
KATHMANDU	29122	1	MANGAL MA VI KIRTIPUR	53.4	59.5	58.2	41.4	44.3	46.8	39	39	3	23	9	0	35	0	4	36.63
KATHMANDU	29123	1	BISHNU DEVI SHIKSHA SADAN MA	43.5	50.8	71.8	40.5	46.1	46.4	38	38	2	25	6	0	33	0	5	35.13
KATHMANDU	29124	2	RATNA SHIKSHA SHADAN KOTESH	51.2	50.8	49.3	33.5	58.3	49.2	23	23	1	12	3	0	16	0	7	23.64
KATHMANDU	29125	2	PANGA MA VI SAHIDPATH PANGA	60.2	57.2	60.6	49.4	40.7	54.8	47	47	7	38	1	0	46	0	1	45.56
KATHMANDU	29126	1	TYOUDA MA VI TYOUDA TALACHH	41.6	43.8	45.8	34.2	44.1	39.2	30	30	0	10	16	0	26	0	4	30
KATHMANDU	29127	1	KAMADHENU MA VI PAKHACHOW	35.1	55.6	42.3	31.3	48.7	46.1	33	33	1	13	11	0	25	0	8	25.34
KATHMANDU	29128	2	RICHMOND ACADEMY KALANKI	58.4	58	76.4	43.9	60	52.3	9	9	1	7	1	0	9	0	0	45.42
KATHMANDU	29129	2	THE ELITE'S CO-ED MA VI NAGPOK	64.3	56.3	80.7	61.6	66.1	54	20	20	10	10	0	0	20	0	0	52.5
KATHMANDU	29130	1	MANOHAR MA VI GONGABU	31.4	51.8	37.8	33.5	35.6	32.6	54	54	0	8	21	1	30	0	24	10.24
KATHMANDU	29131	1	JANAPATH MA VI KALANKISTHAN	31.8	57.6	39.5	30.1	45.6	39.4	37	36	0	15	13	0	28	0	8	25.94
KATHMANDU	29132	2	TELIC INT'L MODEL ENGLISH SCH	60.8	69.6	81.1	52.1	70.6	56.2	40	40	23	16	1	0	40	0	0	53.34
KATHMANDU	29133	1	SHREE KRISHNA MA VI CHHAIMAI	32.9	49.6	32.7	26.2	49.9	38.6	23	23	0	5	9	0	14	0	9	14.18
KATHMANDU	29134	2	KANTIPUR ENGLISH MA VI MAHAR	62	72.3	74.1	45.2	61.5	44.8	53	53	13	36	1	0	50	0	3	44.65
KATHMANDU	29135	2	KIRTI MA VI KIRTIPUR	57.9	62.9	57.1	35	55.4	52.7	7	7	0	7	0	0	7	0	0	45
KATHMANDU	29136	2	SHIKHARPUR MA VI PHARPING	51.3	60.4	69	56.6	60.1	56.1	26	26	5	20	1	0	26	0	0	47.45
KATHMANDU	29137	2	NAVA JYOTI ENGLISH SECONDARY	61.6	61.5	68.1	48.9	63.5	48.6	56	56	17	32	5	0	54	0	2	46.14
KATHMANDU	29138	2	NATIONAL CREATIVE CO-EDUCAT	59.2	65.9	78.4	57.8	67.1	46.7	11	11	5	6	0	0	11	0	0	51.82
KATHMANDU	29139	2	GAURI SHANKAR HIGHER SECOND	52.2	57.1	68.6	38.9	55.2	45.4	26	26	3	17	4	0	24	0	2	39.81
KATHMANDU	29140	2	KATHMANDU VALLEY SCHOOL MA	56.4	52	69.4	44.8	66.4	45.3	43	43	5	34	4	0	43	0	0	45.7
KATHMANDU	29141	2	UJJWAL VIDHYA VIKASH HIGHER S	52.7	53.6	52.5	37.5	51.1	49.1	14	14	0	9	1	0	10	0	4	24.91
KATHMANDU	29142	2	SHINE MODEL SCHOOL, SWOYAMB	67.9	56.7	84.1	64	71.7	60.8	18	18	13	5	0	0	18	0	0	55.83
KATHMANDU	29143	1	PHARPING MA VI JHAMKESWARI P	35.9	55.2	42.4	36.7	53.5	41.1	38	36	0	16	11	0	27	0	9	24.69
KATHMANDU	29144	2	RISING STAR SECONDARY SCHOOL	62.7	67.9	67.9	50.2	61.3	52.6	27	27	5	21	0	0	26	0	1	45.28
KATHMANDU	29145	2	APEX LIFE SCHOOL, BANESHWAR	59.3	65.2	81.9	54.5	58.8	53.8	30	30	7	23	0	0	30	0	0	48.5
KATHMANDU	29147	1	VAISHNABI MA VI BHAJANGAL KIR	29.2	41	30.6	27.5	23	33.3	13	13	0	1	1	0	2	0	11	-13
KATHMANDU	29148	1	JANA UDDHAR MA VI SITAPAILA	41.2	61.6	60.9	36.6	55	49.2	28	28	0	24	3	0	27	0	1	41.38
KATHMANDU	29151	2	ARUNIMA HIGHER SECONDARY SC	61.5	61.6	85.1	58.7	62	52.5	196	196	100	92	3	0	195	0	1	52.14



**PERFORMANCE OF ALL SCHOOLS IN SLC EXAMINATION BY DISTRICTS**  
**2071 BS (2015 AD)**

DISTRICT	SCODE	ST	SCHOOL	AVERAGE MARKS IN COMP. SUBJECTS						STUDENT		PASS DIVISION					WLD	FLD	SEM
				ENG	NEP	MAT	SCI	SOC	HPE	TAP	TAPRD	DIS	FIR	SEC	TIR	PASS			
KATHMANDU	29154	1	KANKALI MA VI PURANO NAIKAP	41.2	60	58.6	46.8	52.5	45.4	35	35	3	20	9	0	32	0	3	37.61
KATHMANDU	29155	1	PRITHVINARAYAN HIGHER SECON	44	58.7	52.8	36.9	59	45.3	50	50	4	22	15	0	41	0	9	30.68
KATHMANDU	29156	1	OKHRENI MA VI SUNDARIJAL	24.1	49.5	28.6	33.5	44.4	40.5	28	28	0	7	8	0	15	0	13	10.45
KATHMANDU	29157	1	MAHANKAL MA VI MAHABAUDDH	49.5	57.4	61.5	41.7	48.9	44	13	13	0	8	5	0	13	0	0	40.67
KATHMANDU	29158	2	JUBILANT (PRAJWOL) MA VI BHIM	58	65.6	73.4	45.6	70	54.3	38	38	13	23	1	0	37	0	1	48.06
KATHMANDU	29159	2	MANAKAMANA HIGHER SECONDA	62.1	69	84.9	60	60.4	59.4	86	86	45	41	0	0	86	0	0	52.85
KATHMANDU	29160	2	DEEPSHIKHA MA VI NAYABAZAR	57.3	63.8	87	63.9	56.2	60.2	16	16	5	11	0	0	16	0	0	49.69
KATHMANDU	29161	1	TEJ BINAYAK MA VI GOTHATAR	30.6	49.5	30.4	28	34.9	38.8	55	55	1	12	9	0	22	0	33	2.93
KATHMANDU	29162	2	SWARNIM SHIKSHA SADAN MA VI	57.8	60.5	62.8	38.5	66.4	45.6	11	11	2	8	0	0	10	0	1	41.59
KATHMANDU	29163	2	GYANKUNJA MA VI RABIBHAWAN	63.3	59.7	84	61.4	68.7	57.1	121	121	67	54	0	0	121	0	0	53.31
KATHMANDU	29164	2	LITTLE ROSE AWASIYA MA VI MA	56.4	62.2	59.3	41.8	52.8	38.2	27	27	2	18	4	0	24	0	3	36.94
KATHMANDU	29165	1	KHOKANA JAN MA VI TAUTHALI	40	56.3	54	37.3	59.9	47	28	28	0	23	3	0	26	0	2	38.97
KATHMANDU	29166	2	SHANTI ADARSHA MA VI JORPATI	60.4	63.7	78.6	56.5	55	57.3	44	44	14	28	1	0	43	0	1	47.98
KATHMANDU	29167	1	MANAMAJU MA VI MANAMAJU	52	64.6	64	43.6	71.5	55	35	35	3	29	2	0	34	0	1	43.71
KATHMANDU	29168	2	SHUBHARAMBHA SECONDARY SC	56.3	59.1	75.8	58.1	63.2	56.3	12	12	2	10	0	0	12	0	0	47.5
KATHMANDU	29169	2	INDRADHANUSH BOARDING HIGH	58.8	61	64.1	44	54.7	52.1	31	31	5	21	1	0	27	0	4	38.35
KATHMANDU	29170	2	RHODODENDRON INTERNATIONAL	60.6	54.7	85.4	55.3	54.8	50.8	49	49	16	33	0	0	49	0	0	49.9
KATHMANDU	29171	2	AANAND BHUMI AWASIYA MA VI	59.1	64.2	78.2	52.5	67.9	52.7	34	34	9	25	0	0	34	0	0	48.97
KATHMANDU	29172	2	PRAGYA MA VI GALKOPAKHA THA	59.1	64.9	61.1	54.5	59	57.2	26	26	5	21	0	0	26	0	0	47.88
KATHMANDU	29173	2	BRIGHT FUTURE MA VI TINTHANA	63.3	70.4	87.6	63.8	74.8	60.8	88	88	70	18	0	0	88	0	0	56.93
KATHMANDU	29175	2	SURYODAYA JYOTI AWASIYA MA	56.1	63	70.9	52.6	69.1	58.4	30	30	14	14	2	0	30	0	0	51.25
KATHMANDU	29176	1	BAL BIKAS MA VI AALAPOT	41.7	52.6	61.3	29.7	43.8	55.9	23	23	0	12	5	0	17	0	6	24.95
KATHMANDU	29177	2	KUMUDINI KUNJ SCHOOL, KALIMA	60.1	74	78.5	53.3	67.1	54.5	40	40	16	24	0	0	40	0	0	51
KATHMANDU	29178	2	SARASWATI KUNJ MA VI RATOPUI	60	60	61.3	36.5	60.3	34	4	4	1	1	2	0	4	0	0	43.13
KATHMANDU	29179	2	GREEN VILLAGE MA VI KIRTIPUR	52.1	58.5	53.2	46.3	47.7	51.4	11	11	2	6	2	0	10	0	1	39.55
KATHMANDU	29180	2	THE NEW SUMMIT ENGLISH BOAR	60.4	67.6	78.3	58.5	60.9	51.2	86	86	37	46	2	0	85	0	1	50.41
KATHMANDU	29182	2	MAITIDEVI AWASIYA MA VI DILLI	55.3	53.3	74.9	57.9	67.8	53.8	12	12	3	9	0	0	12	0	0	48.75
KATHMANDU	29183	2	MOUNT VIEW SCHOOL MITRAPARI	58.7	57.5	81	56.9	60.5	60.5	20	20	3	17	0	0	20	0	0	47.25
KATHMANDU	29184	1	MANSING DHARMA MA VI MANAM	50.2	59.6	60	44.5	50.1	53	71	71	5	45	14	0	64	0	7	37.18
KATHMANDU	29187	2	AMBROSIA IDEAL SECONDARY SC	56.9	65.8	90.4	58	63.2	56.5	42	42	25	17	0	0	42	0	0	53.93

**PERFORMANCE OF ALL SCHOOLS IN SLC EXAMINATION BY DISTRICTS**  
**2071 BS (2015 AD)**

DISTRICT	SCODE	ST	SCHOOL	AVERAGE MARKS IN COMP. SUBJECTS						STUDENT		PASS DIVISION					WLD	FLD	SEM
				ENG	NEP	MAT	SCI	SOC	HPE	TAP	TAPRD	DIS	FIR	SEC	TIR	PASS			
KATHMANDU	29189	2	PRAGATI AWASIYA MA VI BALAJU	57.8	57.9	74.1	60.1	50.6	61	32	32	6	22	2	0	30	0	2	42.89
KATHMANDU	29190	2	BLUE WREN INT'L BOARDING SCH	58.8	53.1	82.1	60.3	63.8	55.2	24	23	15	8	0	0	23	0	0	54.78
KATHMANDU	29191	2	CHANDRAGIRI VIDYA ASHRAM MA	55.6	58.8	76	54.8	54.8	47.4	5	5	0	4	0	0	4	0	1	31.5
KATHMANDU	29192	2	MOUNT KAILASH AWASIYA MA VI	58	63.9	78.8	46.6	52.6	44.2	13	13	3	6	1	0	10	0	3	32.02
KATHMANDU	29193	2	KAMYAK SCHOOL, BAGBAZAR	60.8	60.5	78.6	51.8	56.3	50.4	23	23	8	12	2	0	22	0	1	46.3
KATHMANDU	29194	2	TRIYOG HIGHER SECONDARY SCH	65.1	70.6	77.8	59.8	67.1	63.8	90	90	56	33	1	0	90	0	0	54.21
KATHMANDU	29196	2	PRITHWI AWASIYA MA VI BASUND	57.8	58.7	76.6	42.3	60.6	46.5	57	57	5	48	2	0	55	0	2	43.55
KATHMANDU	29197	2	SWARNIM SCHOOL, DALLU AAWAS	65.8	64.2	86.5	61.8	61.3	55.3	71	71	40	31	0	0	71	0	0	53.45
KATHMANDU	29198	2	INTENSIVE INTERNATIONAL ACAD	55.7	54.8	75.7	45.7	67.2	40.3	33	33	2	25	5	0	32	0	1	42.16
KATHMANDU	29199	1	JANA BIKASH MA VI MATATIRTHA	37.7	53.1	50.5	42.9	54.6	39.7	32	32	0	21	10	0	31	0	1	39.38
KATHMANDU	29200	2	KATHMANDU BARSHA HIGHER SE	54.2	55.3	54.4	32.9	66.8	48.9	30	30	2	21	4	0	27	0	3	37.75
KATHMANDU	29201	1	JAGANNATH MA VI JAGANNATH D	45.2	47.1	41.7	26.1	41.7	42.4	15	12	0	7	5	0	12	0	0	40.31
KATHMANDU	29202	2	WEST POINT HIGH SCHOOL THANK	58.6	61.7	80.3	57	62.7	50.9	115	115	40	73	2	0	115	0	0	50.02
KATHMANDU	29203	1	CHAPABOT MA VI NANGLEBHARE	29.5	53	43.9	31.6	38.8	41.6	39	39	0	11	19	0	30	0	9	23.94
KATHMANDU	29204	2	KAMALNETRA CHHUNA MUNA MA	59.6	64.2	78.2	53.3	58.2	54	36	36	14	21	0	0	35	0	1	48.96
KATHMANDU	29205	2	PARAMOUNT AWASIYA MA VI KUI	56.5	59.5	82.8	61.5	66.5	49.8	15	15	4	11	0	0	15	0	0	49
KATHMANDU	29206	2	KATHMANDU INTERNATIONAL SC	56.6	61.7	68.8	49.3	62.5	55.8	61	60	15	41	3	0	59	0	1	47.06
KATHMANDU	29207	2	SUN SHINE SECONDARY BOARDIN	54.4	50.2	46.6	30.4	57.5	45.5	14	14	0	9	0	0	9	0	5	20.89
KATHMANDU	29208	2	MORNING GLORY SCHOOL TRIPUR	60.4	54.3	76.2	54.9	71.7	54.7	18	18	8	10	0	0	18	0	0	51.67
KATHMANDU	29209	2	PENNWOOD ACADEMY SANO GAU	64.6	59.4	88.2	64.1	63.4	56.4	25	25	16	8	0	0	24	0	1	51.9
KATHMANDU	29210	2	ADARSHA ENGLISH MA VI MAJUB	59.7	62.9	88.4	59.6	70.1	53.4	56	56	36	20	0	0	56	0	0	54.64
KATHMANDU	29211	2	METRO HIGHER SECONDARY SCH	59.5	60.3	51.5	43.9	66.3	47.7	24	24	4	18	0	0	22	0	2	41.87
KATHMANDU	29212	2	LITTLE FLOWER MA VI MAITIDEVI	60.1	63	75.8	60.1	68.6	54.4	22	22	12	8	0	0	20	0	2	47.05
KATHMANDU	29213	1	JITPUR MA VI KISANDOL	35.5	55.5	36.1	27.6	42.7	36.4	31	29	0	6	17	0	23	0	6	24.44
KATHMANDU	29214	2	SUN RISE BOARDING SCHOOL LAZ	68.1	67.8	84	59.3	72.5	60	13	13	9	4	0	0	13	0	0	55.38
KATHMANDU	29215	2	BUDHANILKANTHA ASHRAM SCH	56.3	64.2	62.9	43.8	63.9	43.7	23	23	2	18	3	0	23	0	0	44.84
KATHMANDU	29216	2	JAGAT MANDIR AWASIYA MA VI L	65.4	63.5	93.6	63.1	70	55.9	39	39	32	7	0	0	39	0	0	57.31
KATHMANDU	29217	1	SHRAM RASHTRIYA MA VI KUMAR	40	53.7	53.2	35.2	46.4	47.4	71	70	1	36	26	0	63	0	7	34.29
KATHMANDU	29218	1	DEVI BAL SUDHAR MA VI BALUWA	45.1	55.3	55.6	31	50.4	53.5	21	21	2	14	3	0	19	0	2	38.39
KATHMANDU	29219	1	SUNTAKHAN MA VI SUNTAKHAN	45.2	49.1	44.7	26.5	45.6	52.7	10	10	0	4	6	0	10	0	0	38.25

**PERFORMANCE OF ALL SCHOOLS IN SLC EXAMINATION BY DISTRICTS**  
**2071 BS (2015 AD)**

DISTRICT	SCODE	ST	SCHOOL	AVERAGE MARKS IN COMP. SUBJECTS						STUDENT		PASS DIVISION					WLD	FLD	SEM
				ENG	NEP	MAT	SCI	SOC	HPE	TAP	TAPRD	DIS	FIR	SEC	TIR	PASS			
KATHMANDU	29220	2	MANGAL DWIP MA VI BAUDDHA	53.7	61.4	65	52.6	63.9	51.6	32	32	3	29	0	0	32	0	0	46.41
KATHMANDU	29221	2	JALJALA SHISHU SADAN MA VI NA	61.8	58.1	78.9	61.4	49.9	50.1	18	18	5	13	0	0	18	0	0	49.17
KATHMANDU	29222	2	BISHNUMATI AWASIYA MA VI GON	55.6	64.6	74.7	49.6	63	55	39	39	12	23	4	0	39	0	0	48.46
KATHMANDU	29223	2	NEW LEERA BOARDING SCHOOL B	63.1	64.9	79.4	54	75	60.2	23	23	12	10	0	0	22	0	1	49.89
KATHMANDU	29225	2	NEW FLORENCE INTERNATIONAL I	54.9	52.6	86.1	42.8	68.1	51	19	19	3	16	0	0	19	0	0	47.37
KATHMANDU	29226	1	BAL KUMARI MA VI SARANGKHEL	36.2	58.2	35.6	36.3	34.7	46.3	32	32	0	11	6	0	17	0	15	11.25
KATHMANDU	29227	1	NAULIN MA VI CHUNIKHEL TUSAL	45.9	50.9	62	34.6	46.7	46.8	16	16	0	12	3	0	15	0	1	38.67
KATHMANDU	29228	2	UJJWAL SHISHU NIKETAN ACADEM	61.9	60.7	82.9	55	55.7	64	49	48	30	18	0	0	48	0	0	54.38
KATHMANDU	29229	2	HOME LAND SERVICE MA VI LAING	53.7	54.1	63.7	38.3	53.1	46.9	23	23	2	15	5	0	22	0	1	40.92
KATHMANDU	29230	2	HILL TOWN INTERNATIONAL SCHOL	57.9	64.7	76.4	60.5	60.7	50.8	54	54	13	41	0	0	54	0	0	48.61
KATHMANDU	29231	2	TRUNGAM INTERNATIONAL ACADE	64.2	61.9	85.3	62.2	74.6	54.8	33	33	19	14	0	0	33	0	0	53.64
KATHMANDU	29232	2	BRIDGEWATER INTERNATIONAL H	60.1	63.9	77.2	66.2	62.4	47.5	37	37	17	19	1	0	37	0	0	51.59
KATHMANDU	29233	1	RATNA RAJYA MA VI RAMKOT	51.2	57.2	76.8	44.2	57.1	52.8	41	41	3	35	2	0	40	0	1	43.9
KATHMANDU	29234	2	GUHESHWARI BOARDING HIGH SCH	62.3	56.8	66.2	44.5	62.8	60.5	13	13	4	8	1	0	13	0	0	48.75
KATHMANDU	29235	2	DESH TILAK MEMORIAL MA VI DH	61.5	58.8	71.1	52.7	55.5	52.2	28	28	7	17	3	0	27	0	1	45.13
KATHMANDU	29236	1	SETI DEVI MA VI DAURE CHOUR	33.3	60.4	46.2	37.4	52.2	46.3	23	22	1	14	4	0	19	0	3	34.43
KATHMANDU	29237	2	HIMALAYA ENGLISH BOARDING SCH	63.8	64.8	77	54.8	63.2	53.9	22	22	11	9	1	0	21	1	0	49.94
KATHMANDU	29238	2	SHRIDIWA INTERNATIONAL SCHO	61.2	55.3	77.4	55	61.8	47.5	22	22	7	15	0	0	22	0	0	49.77
KATHMANDU	29239	2	KUMARI AWASIYA MA VI BOUDHA	61.4	61.1	67.9	36.3	66.9	55.4	41	41	6	34	0	0	40	0	1	45.55
KATHMANDU	29240	2	DREAMLAND PUBLIC HIGH SCHO	63.6	72.5	89.2	60.1	73	58.1	32	32	28	4	0	0	32	0	0	58.13
KATHMANDU	29241	2	KANCHANJANGHA INTEGRATED M	55.8	67.5	69.9	43.8	68.1	50.9	15	15	1	14	0	0	15	0	0	46
KATHMANDU	29242	1	SIDDHI GANESH MA VI GAGALPHE	42.3	62.9	61.7	44.4	49.4	44.1	38	38	1	33	3	0	37	0	1	42.73
KATHMANDU	29243	1	SHREE KRISHNA MA VI DAHACHO	38.8	52.6	64.1	43.4	43.2	47	18	18	0	11	6	0	17	0	1	37.5
KATHMANDU	29244	2	UNIVERSAL ENGLISH BOARDING H	57.4	55.6	84.5	51.4	58.4	52.8	49	49	19	27	3	0	49	0	0	50.13
KATHMANDU	29245	1	CHUN DEVI MA VI THANKOT	35.4	53.6	65.1	40.3	40.7	42.9	27	27	0	18	5	0	23	0	4	32.92
KATHMANDU	29246	1	NEPAL RASTRIYA NIRMAN MA VI N	40.4	60.1	39.6	33.3	51.7	44	41	41	1	15	12	0	28	0	13	20.67
KATHMANDU	29247	2	BLOOMING SCHOLARS' ACADEMY	63.4	66.3	72.2	48.8	59.1	55	18	18	5	13	0	0	18	0	0	49.17
KATHMANDU	29248	2	SAMBOTTA HIGH SCHOOL TEEN-C	52.6	54.2	61.6	47.5	62.7	46.8	12	11	2	9	0	0	11	0	0	47.73
KATHMANDU	29249	2	BASANTA RITU MA VI SAMAKHUS	53.3	60	69.5	47.2	52.5	55.8	10	10	0	10	0	0	10	0	0	45
KATHMANDU	29250	2	GLACIER INTERNATIONAL HIGHER	54.1	53.9	52.6	41.5	63.1	49.8	20	20	3	14	2	0	19	0	1	42.75

**PERFORMANCE OF ALL SCHOOLS IN SLC EXAMINATION BY DISTRICTS**  
**2071 BS (2015 AD)**

DISTRICT	SCODE	ST	SCHOOL	AVERAGE MARKS IN COMP. SUBJECTS						STUDENT		PASS DIVISION						WLD	FLD	SEM
				ENG	NEP	MAT	SCI	SOC	HPE	TAP	TAPRD	DIS	FIR	SEC	TIR	PASS				
KATHMANDU	29251	2	KIRTIPUR ENGLISH BOARDING SCH	53.9	51.3	69.4	47.7	57	43.3	13	13	1	10	2	0	13	0	0	44.42	
KATHMANDU	29252	1	PANCHA KANYA MA VI CHHAUNI	34.8	45.1	49.3	28.5	41	44.4	32	32	0	7	16	0	23	0	9	20.39	
KATHMANDU	29253	2	DEEPIKA SCHOOL, KOTESHWOR	64	65.2	64.1	44.2	74.7	53.6	12	12	3	9	0	0	12	0	0	48.75	
KATHMANDU	29254	2	BAL TARA PRATISTHAN (LITTLE ST	58	57.9	87	63.2	64	44.8	21	21	7	14	0	0	21	0	0	50	
KATHMANDU	29255	1	MAHANKAL JANA JAGRIT MA VI G	31.1	47.9	30.4	17.4	41.2	42.6	58	56	1	9	8	0	18	0	38	-2.14	
KATHMANDU	29256	2	RELIANCE RESIDENTIAL SCHOOL C	57.7	49.3	67.8	43.6	56.3	51.2	23	22	0	21	1	0	22	0	0	44.49	
KATHMANDU	29257	2	ZENITH ENGLISH SCHOOL WAPHA	55.3	56.3	56.4	32.4	55.2	53.6	27	27	2	18	4	0	24	0	3	36.94	
KATHMANDU	29258	1	GORAKHNATH MA VI DHOKASI KI	28.3	46.1	33.9	24	36.1	37	9	8	0	2	5	0	7	0	1	29.53	
KATHMANDU	29259	2	LORD BUDDHA SECONDARY SCHC	50.7	64.1	65.5	52.6	53.1	46.9	46	45	5	38	2	0	45	0	0	46.17	
KATHMANDU	29260	2	DAFFODIL PUBLIC MA VI BATTISPU	62.3	66.2	75.7	45.6	60.9	55.6	75	75	27	44	2	0	73	0	2	48.3	
KATHMANDU	29261	2	HINDU VIDYAPEETH NEPAL HIGHE	55.2	72.2	83.5	62.2	67.3	55.9	47	46	25	21	0	0	46	0	0	53.15	
KATHMANDU	29262	2	KAILASH BODHI SCHOOL SUVIGAC	58.7	60.4	69	41.6	51.8	51.1	70	70	9	53	5	0	67	0	3	43.23	
KATHMANDU	29263	2	HIMALAYA INTERNATIONAL MOD	56.6	62.4	79.5	59.2	63.8	51	35	35	7	28	0	0	35	0	0	48	
KATHMANDU	29264	1	CENTRAL HIGHER SECONDARY SC	40.3	48.5	54.5	51.3	57.7	55.8	27	26	0	23	3	0	26	0	0	43.7	
KATHMANDU	29265	2	BOUDHA ENGLISH MA VI BOUDHA	47.7	55.1	60.8	46.5	60.9	47.1	26	26	0	22	4	0	26	0	0	43.27	
KATHMANDU	29266	2	NEW ARUNODAYA ENGLISH SCHO	62.1	58.6	73.4	56.3	70.8	50.4	70	70	18	50	0	0	68	0	2	46.93	
KATHMANDU	29267	2	EUREKA HIGH SCHOOL NEPALTAR	57	63.7	61.5	42.8	62	55.1	33	33	4	26	3	0	33	0	0	45.8	
KATHMANDU	29268	2	VIDYA BYAYAM ENGLISH MA VI G	56.9	70.1	83.5	59.8	63.7	57.5	22	22	10	12	0	0	22	0	0	51.82	
KATHMANDU	29270	2	ANNAPURNA ENGLISH MA VI SINA	56.3	60.9	66.7	48.4	56.1	54.6	29	29	9	14	3	0	26	0	3	41.51	
KATHMANDU	29271	2	PARAGON PUBLIC MA VI BATTISPU	61.6	68.2	75.7	48.5	70.7	55.5	164	164	82	71	5	0	158	0	6	49.69	
KATHMANDU	29272	1	SANGLA BALKUMARI MA VI SANG	36.2	53.2	44	37.1	45.9	50.6	61	61	0	29	21	0	50	0	11	28.95	
KATHMANDU	29273	2	NATURE BOARDING HIGH SCHOOL	55.4	54.8	57.4	41.8	65.1	45.5	16	16	1	13	2	0	16	0	0	44.53	
KATHMANDU	29274	2	PADMA CHAKRA SECONDARY SCH	55.4	67.2	64.8	39.9	57.8	47.4	40	40	8	26	4	0	38	0	2	43.5	
KATHMANDU	29275	2	SRONGTSEN BHRIKUTI AWASIYA N	55.7	52.5	65.5	42.4	71.1	52.8	39	39	4	30	5	0	39	0	0	45.1	
KATHMANDU	29276	2	YOUNG HEARTS BOARDING HIGH S	66.2	54.1	77.5	45.6	67	55.1	30	30	8	20	1	0	29	0	1	46.37	
KATHMANDU	29278	2	ALBERT EINSTEIN ACADEMY BOA	37.3	40.1	64	27.6	53.6	35.3	8	8	0	2	3	0	5	0	3	15.47	
KATHMANDU	29279	2	GLEN BUDS MA VI LAZIMPAT	50.7	52.5	46.6	42.3	50.1	43.9	14	14	0	12	2	0	14	0	0	43.39	
KATHMANDU	29280	2	MANJARI SECONDARY SCHOOL, K	53.7	53.7	61	46.2	68.8	56.7	43	43	10	30	3	0	43	0	0	47.7	
KATHMANDU	29281	2	EDEN PUBLIC MA VI GANESHTHAN	62.9	52.4	78.3	56.1	64	51.4	22	22	3	18	1	0	22	0	0	46.53	
KATHMANDU	29282	2	HOLY VISION HIGHER SECONDARY	61.9	66.9	90.5	60.7	64.1	57.9	75	75	48	27	0	0	75	0	0	54.6	

**PERFORMANCE OF ALL SCHOOLS IN SLC EXAMINATION BY DISTRICTS**  
**2071 BS (2015 AD)**

DISTRICT	SCODE	ST	SCHOOL	AVERAGE MARKS IN COMP. SUBJECTS						STUDENT		PASS DIVISION						WLD	FLD	SEM
				ENG	NEP	MAT	SCI	SOC	HPE	TAP	TAPRD	DIS	FIR	SEC	TIR	PASS				
KATHMANDU	29283	2	BAL NAMOONA MA VI BALUWATA	61	71.1	79.5	49.3	71.8	52.8	20	20	9	10	1	0	20	0	0	51.19	
KATHMANDU	29284	2	VALLEY PUBLIC BOARDING SCHO	56.6	56.2	66.7	46.7	57	38.2	119	119	25	69	23	0	117	0	2	44.84	
KATHMANDU	29285	2	DEEP MA VI BHOTEBAHAL	54.7	53.3	64.6	42.5	58.6	56.2	27	27	5	16	3	0	24	0	3	39.03	
KATHMANDU	29286	2	NAVODIT VIDYA KUNJA ENGLISH	57.1	59.7	74.6	53.4	54	59.8	17	17	3	13	0	0	16	0	1	43.68	
KATHMANDU	29287	1	BANSBARI MA VI MAHARAJGUNJ	48	52.7	43.4	19	58.7	43.2	43	43	0	13	5	0	18	0	25	4.45	
KATHMANDU	29288	2	FLUORESCENT HIGHER SECONDAR	64.7	70.8	90	51.7	58.5	60.2	143	143	82	61	0	0	143	0	0	53.6	
KATHMANDU	29289	1	KALIDEVI UCHCHA MA VI KAVRE	40.2	59.1	49.4	37.6	50.5	39.7	30	30	1	16	7	0	24	0	6	29.37	
KATHMANDU	29290	2	SARASWOTI VIDYA MANDIR MA V	60.5	57.3	77.6	45.3	60.4	38.1	10	10	1	7	1	0	9	0	1	38.63	
KATHMANDU	29291	2	MOUNT OLIVES ENGLISH AWASIY	59	68.6	80.6	61.9	64.1	49.3	23	23	12	11	0	0	23	0	0	52.83	
KATHMANDU	29294	1	BISHNU DEVI MA VI TINTHANA	29.3	48.1	41.2	37.7	56.2	43.5	22	22	0	9	6	0	15	0	7	20.45	
KATHMANDU	29295	2	LAXMI SHIKSHYA SADAN MA VI T	49.4	55.9	53.8	46.4	61.8	45.2	21	21	0	18	1	0	19	0	2	38.04	
KATHMANDU	29296	2	THE EXCELSIOR AWASIYA MA VI	65.1	72.5	93.2	66	76.8	55.3	84	84	77	7	0	0	84	0	0	58.75	
KATHMANDU	29297	2	NORTH VALLEY ENGLISH MA VID	56.1	66.3	71.8	51.8	71	54.1	40	40	15	22	1	0	38	0	2	46.97	
KATHMANDU	29299	2	GILLETTE INTERNATIONAL AWASI	52	59.5	54.3	37.7	61.6	46	46	46	5	21	9	0	35	0	11	28.29	
KATHMANDU	29300	2	LAXMIPUR ENGLISH MA VI TOKHA	52.3	53	60	47.1	50.6	40.9	30	30	2	20	6	0	28	0	2	39.25	
KATHMANDU	29301	2	LOYOLA (DESHBHAKTA) MA VI BA	60.1	57.4	69.6	43.2	64.8	55.8	42	42	9	32	1	0	42	0	0	47.95	
KATHMANDU	29302	1	NAGARJUN THULAGAON MA VI JI	34.9	63.1	46.4	32.3	59.6	47.4	29	29	1	14	7	0	22	0	7	26.51	
KATHMANDU	29304	2	RAINBOW INTERNATIONAL BOARI	54.8	47.8	66.4	44.3	56.5	54.8	34	33	6	25	2	0	33	0	0	47.05	
KATHMANDU	29305	2	PRERANA BOARDING HIGH SCHOC	52.1	54.5	71.6	43.1	60.6	48.2	29	29	6	18	3	0	27	0	2	42.28	
KATHMANDU	29306	2	AMITY WITS CO-EDUCATION SECO	57.8	67.7	53.9	43.3	56.4	42.5	15	15	1	10	4	0	15	0	0	43	
KATHMANDU	29307	2	GOKARNESWOR MAHADEV ENGLI	56.9	66.6	75.4	51.8	57.1	61.5	34	34	10	24	0	0	34	0	0	49.41	
KATHMANDU	29309	2	VENUS ENGLISH SCHOOL SINAMA	43.2	41.3	38	22.3	47.8	36.7	6	6	0	2	1	0	3	0	3	9.38	
KATHMANDU	29310	2	MATRIBHUMI SHIKSHA SADAN MA	56	49.2	60.5	46.5	60.7	48.3	22	22	4	15	2	0	21	0	1	43.64	
KATHMANDU	29311	2	SHREE GANESH HIMAL MA VI GON	61.5	67.7	74.1	56.1	68.8	59.9	20	20	9	11	0	0	20	0	0	51.75	
KATHMANDU	29312	2	MOUNT EVEREST SECONDARY SC	60.3	65.1	79.6	57.4	67.3	55.3	53	53	24	28	1	0	53	0	0	51.58	
KATHMANDU	29314	2	SOUTH POINT AWASIYA MA VI BU	59.1	59.1	65.3	40.5	71.4	53	28	28	5	20	1	0	26	0	2	42.46	
KATHMANDU	29315	1	BAL BYABASAYEE KENDRA MA VI	38.7	42.4	42.8	25.8	48.9	41.2	62	62	1	17	28	0	46	0	16	22.74	
KATHMANDU	29316	2	BAL SIRJANALAYA ENGLISH AWAS	55.6	58.3	64.1	42.8	73.8	54.3	19	19	4	12	3	0	19	0	0	46.38	
KATHMANDU	29317	2	CARDINAL INT'L BOARDING HIGH	49.8	60.6	69.5	52.6	58	52	54	53	6	42	4	0	52	0	1	44.58	
KATHMANDU	29318	2	SERAPHIMS" PUBLIC SCHOOL SAM	56.4	70.6	64.4	44.1	69.8	48.8	8	8	1	7	0	0	8	0	0	46.88	

**PERFORMANCE OF ALL SCHOOLS IN SLC EXAMINATION BY DISTRICTS**  
**2071 BS (2015 AD)**

DISTRICT	SCODE	ST	SCHOOL	AVERAGE MARKS IN COMP. SUBJECTS						STUDENT		PASS DIVISION					WLD	FLD	SEM
				ENG	NEP	MAT	SCI	SOC	HPE	TAP	TAPRD	DIS	FIR	SEC	TIR	PASS			
KATHMANDU	29320	2	GREENLAND INTERNATIONAL BOA	62.1	68.6	76.9	51.5	56.9	48.1	74	73	28	41	4	0	73	0	0	50.14
KATHMANDU	29321	2	ARMY EDUCATION WING, CHHAU	50.2	60.6	61.5	37.5	53.9	47.1	35	35	1	31	3	0	35	0	0	44.46
KATHMANDU	29322	1	CHANDIKA DEVI MA VI BAADBHA	31.5	47.7	39.8	29.8	38.7	32.8	21	21	0	5	11	0	16	0	5	23.04
KATHMANDU	29323	2	SWARNA SHIKSHA ENGLISH SCHO	60.8	58.6	76.8	51.8	72.6	57.5	28	28	10	18	0	0	28	0	0	50.36
KATHMANDU	29324	2	HERALD INTERNATIONAL HI. SEC.	57	56.7	57.8	35.3	62	50.5	26	26	4	11	8	0	23	0	3	36.06
KATHMANDU	29325	2	EAST-POLE HIGHER SECONDARY S	63.2	69.2	76.9	60	68.8	50.1	110	110	58	51	1	0	110	0	0	52.81
KATHMANDU	29326	1	BISHWO RASTRIYA MA VI KIRTIPU	32.8	46	46	25	43.8	34.1	13	12	0	2	4	1	7	0	5	11.37
KATHMANDU	29327	2	AMAR ENGLISH MA VI TOKHA	52.8	52.9	65.2	38.2	46.7	35.5	46	45	1	30	12	0	43	0	2	39.33
KATHMANDU	29328	2	DIAMOND ENGLISH MEDIUM SCHC	59	64.6	79.2	46.2	60.1	46.3	33	33	6	27	0	0	33	0	0	47.73
KATHMANDU	29329	2	SARASWATI HIGHER SECONDARY	51.8	67.9	70.3	58	59.7	54	70	70	16	52	1	0	69	0	1	47.3
KATHMANDU	29330	2	GOLDEN PEAK HIGH SCHOOL SAR	57	60.3	73.3	50.1	69.8	54.2	42	42	7	35	0	0	42	0	0	47.5
KATHMANDU	29331	2	PRECIOUS NATIONAL ACADEMY B	62.9	65.2	73.1	52.8	49.7	52.6	19	19	5	12	0	0	17	0	2	41.84
KATHMANDU	29332	2	GOTHATAR ENGLISH MA VI GOTH	61.5	63.4	80.8	52.9	57	55.8	26	26	7	18	1	0	26	0	0	48.61
KATHMANDU	29333	2	CAMELLIA HIGH SCHOOL KALIMA	51.9	51.4	75.5	36.9	59.5	49.1	17	17	0	14	2	0	16	0	1	39.71
KATHMANDU	29334	2	NEWTON CHILDREN'S ACADEMY E	58.1	59.5	70.4	42.2	60.5	51.2	42	41	10	27	4	0	41	0	0	47.56
KATHMANDU	29335	2	CENTENNIAL BOARDING SCHOOL	56.7	54.4	80.7	57.9	60.1	59.1	29	29	8	21	0	0	29	0	0	49.14
KATHMANDU	29336	2	SHREE KUMARI ENGLISH SCHOOL	56.2	49.9	76.1	46.4	53.9	53.2	35	35	2	28	5	0	35	0	0	44.25
KATHMANDU	29337	2	SHISHU NIKUNJA SECONDARY ENC	65.1	69.6	87	53.4	67	59.5	63	63	36	27	0	0	63	0	0	53.57
KATHMANDU	29338	2	SIRIUS ENGLISH AWASIYA MA VI R	51.3	58.6	60.3	39.3	68.8	48.6	23	23	2	17	3	0	22	0	1	41.9
KATHMANDU	29339	2	TRI JYOTI ENGLISH MA VI KAPAN	58.3	54.2	65.9	50.9	71.3	63.7	53	53	10	38	4	0	52	0	1	45.71
KATHMANDU	29340	2	ACADEMY BOARDING SCHOOL MA	49.9	52.6	50.4	21.1	56.4	36.7	12	12	1	5	0	0	6	0	6	12.5
KATHMANDU	29343	2	GYAN NIKETAN HIGHER SECONDA	65.5	66.7	90.7	65.9	75.9	59.9	72	72	63	9	0	0	72	0	0	58.13
KATHMANDU	29344	2	KULESHWOR AWASH SCHOOL KUL	57.6	59.2	72.5	49.6	69.1	53.8	54	53	20	32	1	0	53	0	0	50.45
KATHMANDU	29345	2	ADWITYA BOARDING HIGH SCHO	60.9	66.9	77.8	64.5	67	56.8	22	22	6	14	1	0	21	0	1	45.51
KATHMANDU	29347	2	NAVA JEEWAN AWASIYA MA VI SA	59.7	64.2	75.4	53.3	61	43.4	37	37	7	28	2	0	37	0	0	47.23
KATHMANDU	29348	2	TEXAS INTERNATIONAL HIGHER S	58.4	58.9	78.8	55.7	60.2	53.7	21	21	5	16	0	0	21	0	0	48.57
KATHMANDU	29350	2	ETERNAL LIGHT HIGHER SECONDA	59.3	59.7	76.8	39.9	66.1	57.8	58	58	19	32	5	0	56	0	2	46.62
KATHMANDU	29351	2	AMAR JYOTI ENGLISH BOARDING	56	58.8	79.4	58.8	69	55.4	18	18	8	10	0	0	18	0	0	51.67
KATHMANDU	29352	2	OPAL HIGHER SECONDARY SCHO	65.5	62.4	81.6	54.3	72	59.4	23	23	13	10	0	0	23	0	0	53.48
KATHMANDU	29353	1	BABA BATIKA MA VI PASHUPATI D	23.7	31.6	28.6	18.6	32.9	23.6	83	65	0	6	28	2	36	0	29	9.39

**PERFORMANCE OF ALL SCHOOLS IN SLC EXAMINATION BY DISTRICTS**  
**2071 BS (2015 AD)**

DISTRICT	SCODE	ST	SCHOOL	AVERAGE MARKS IN COMP. SUBJECTS						STUDENT		PASS DIVISION						WLD	FLD	SEM
				ENG	NEP	MAT	SCI	SOC	HPE	TAP	TAPRD	DIS	FIR	SEC	TIR	PASS				
KATHMANDU	29354	2	BAJRAYOGINEE ENGLISH SCHOOL	59.3	57.6	79	50.5	55.1	52.4	48	48	13	32	2	0	47	0	1	47.19	
KATHMANDU	29355	1	BHAGAWATI MA VI SANKHU	32.3	64.1	55.2	47	50.5	55	35	35	1	30	4	0	35	0	0	44.14	
KATHMANDU	29356	2	BUDDHA JYOTI ACADEMY, DALLU	58.5	57.4	75.7	49.6	56.7	54.1	24	24	5	19	0	0	24	0	0	48.12	
KATHMANDU	29357	2	CENTRAL PUBLIC BOARDING SCH	60.6	57.4	48.3	42.1	67.1	56.6	9	9	2	5	0	0	7	0	2	33.33	
KATHMANDU	29358	2	CHANDIKASWORI ENGLISH AWASI	60.1	65.5	73.9	49	78	60.7	59	59	26	33	0	0	59	0	0	51.61	
KATHMANDU	29359	2	NATIONAL ACADEMY BUDDHANA	54.9	58.9	60	38.4	65.3	57.3	22	21	4	16	1	0	21	0	0	47.32	
KATHMANDU	29360	2	CONSTELLATION ACADEMIC GAR	60.1	58.8	83.9	53.7	64.3	41.4	32	32	9	22	1	0	32	0	0	48.87	
KATHMANDU	29361	2	DEEPIKA ENGLISH SCHOOL CHABA	48.6	48.2	53.7	32.3	54.8	41.7	18	17	0	13	4	0	17	0	0	42.35	
KATHMANDU	29362	2	DHRUBATARA ENGLISH SCHOOL C	51	47.8	50.9	35.1	62	53.8	44	44	5	27	7	0	39	0	5	37.24	
KATHMANDU	29363	2	GRAMMAR PUBLIC SECONDARY S	61.8	64.5	77	51.5	63.5	55.1	39	39	17	19	2	0	38	0	1	49.23	
KATHMANDU	29364	2	GREEN LAWNS ACADEMY BALKHU	58.1	67.9	83.1	60	65	55.9	28	28	9	18	1	0	28	0	0	49.42	
KATHMANDU	29365	2	ALLIANCE ACADEMY, NEW BANES	57	68.1	84.8	57.9	60.6	53.6	21	21	10	10	1	0	21	0	0	51.61	
KATHMANDU	29366	1	JANA UDDHAR MA VI CHUNIKHEL	28.5	41.5	30.4	27.1	38.2	37.5	21	21	0	1	9	0	10	0	11	4.82	
KATHMANDU	29367	2	KAGESHWORI VIDYA MANDIR ALA	57.3	72.9	83.3	57	51.7	50	15	15	3	12	0	0	15	0	0	48	
KATHMANDU	29368	2	KAMAL ENGLISH BOARDING HIGH	66.1	59.9	88.6	62.8	73	57.4	27	27	23	4	0	0	27	0	0	57.78	
KATHMANDU	29369	2	RELIANCE INTERNATIONAL ACAD	56.8	57.5	79.9	56	64.2	49.9	114	114	34	78	1	0	113	0	1	48.78	
KATHMANDU	29370	2	LOVELY ANGELS ANGREJI AWASIN	56.7	60	67.4	42.1	52	47.3	30	30	4	18	5	0	27	0	3	38.37	
KATHMANDU	29371	2	MANAKAMANA ENGLISH BOARDIN	45.6	54.2	52.1	42.7	46	40.4	22	21	4	9	4	0	17	0	4	32.86	
KATHMANDU	29372	2	MANANK CHILDREN'S PARADISE S	60	66.2	70.2	50.3	58.7	58.3	10	10	1	9	0	0	10	0	0	46.5	
KATHMANDU	29374	1	MANGAL MA VI NEW NAIKAP	37.5	57.7	57.2	24.1	38	38.7	24	24	0	8	9	0	17	0	7	21.09	
KATHMANDU	29375	2	NATIONAL CHILDREN'S ACADEMY	39.9	48.9	36.3	25.1	47.9	37.3	18	16	0	4	8	0	12	0	4	22.5	
KATHMANDU	29377	2	NAV KSHITIZ SECONDARY SCHOO	53.8	53.9	62.8	36.6	42.5	47.2	13	13	0	7	5	0	12	0	1	35.48	
KATHMANDU	29378	2	NEIGHBOURHOOD ENGLISH SCHOL	59.2	62.2	80.7	59	63.9	54	26	26	8	18	0	0	26	0	0	49.62	
KATHMANDU	29379	2	NEW BUDDHA PRAKASH ENGLISH	55.5	59.9	62	48.4	69.9	55.7	39	39	4	34	1	0	39	0	0	46.25	
KATHMANDU	29380	2	NEW HIMALAYAN VIDHYA MANDI	53.8	51	60	42.5	60	56.9	40	40	3	31	1	0	35	0	5	37.41	
KATHMANDU	29381	2	NIHARIKA SHISHU KUNJA HIGH SC	59.8	65.1	70.2	56.5	59.8	51.3	23	23	8	13	2	0	23	0	0	49.24	
KATHMANDU	29382	2	NILKANTHA BOARDING SCHOOL B	55.8	54.3	58.3	33	57.5	47.8	13	13	1	8	3	0	12	0	1	38.37	
KATHMANDU	29383	2	NORTH POINT ACADEMY GONGAB	60	65.6	80.5	63	65.8	58.4	29	29	14	15	0	0	29	0	0	52.24	
KATHMANDU	29384	2	OCCIDENTAL PUBLIC SCHOOL ANA	62.7	69.4	84.7	57.4	68.2	57.5	127	127	79	48	0	0	127	0	0	54.33	
KATHMANDU	29385	2	PACIFIC ACADEMY SHANKHAMUL	59	61.1	67.8	49	71.1	48.8	27	27	8	15	3	0	26	0	1	45.69	

**PERFORMANCE OF ALL SCHOOLS IN SLC EXAMINATION BY DISTRICTS**  
**2071 BS (2015 AD)**

DISTRICT	SCODE	ST	SCHOOL	AVERAGE MARKS IN COMP. SUBJECTS						STUDENT		PASS DIVISION					WLD	FLD	SEM
				ENG	NEP	MAT	SCI	SOC	HPE	TAP	TAPRD	DIS	FIR	SEC	TIR	PASS			
KATHMANDU	29386	2	PARADISE ENGLISH BOARDING SC	59.5	58.5	76.6	53.3	59.6	53.5	17	17	4	12	0	0	16	0	1	44.56
KATHMANDU	29387	2	LYCEUM MODEL SCHOOL SIFAL-7	61.9	65.8	81.2	52	69.3	48.4	27	27	10	17	0	0	27	0	0	50.56
KATHMANDU	29388	2	SCHOLARS' HOME ACADEMY, SAM	60.7	63.2	68.6	64.7	51.8	62.4	42	42	13	26	1	0	40	0	2	46.16
KATHMANDU	29389	2	SHISHU MILAN ENGLISH SCHOOL C	56	56.5	88.5	51	68.2	57	30	30	10	19	1	0	30	0	0	49.62
KATHMANDU	29390	2	SHREE KAMANA BOARDING HIGH	57.4	60.2	64.7	50.8	55.8	61.1	39	39	7	29	3	0	39	0	0	46.83
KATHMANDU	29391	2	STANDARD CO-ED SCHOOL KALAN	61.9	56.8	85.3	59	70	52	21	21	6	15	0	0	21	0	0	49.29
KATHMANDU	29392	2	SUNKOSHI SCHOOL BABARMAHA	55.2	56.4	56.2	30	36.8	33.6	5	5	0	2	3	0	5	0	0	38.25
KATHMANDU	29393	2	THE SPANGLE BOARDING SCHOOL	55.8	55.4	63.4	52.2	55.9	50.5	28	28	8	16	2	0	26	0	2	43.66
KATHMANDU	29395	2	WILSON ACADEMY SWAYAMBHU	58.1	60.5	71.7	51.8	63.4	49.5	20	20	2	16	2	0	20	0	0	45.38
KATHMANDU	29396	2	KATHMANDU BERNHARDT HIGHE	56.5	64.8	67.8	44	66.3	52.1	40	40	5	30	5	0	40	0	0	45.47
KATHMANDU	29397	2	CAMBRIDGE PUBLIC HIGH SCHOOL	62.3	63.6	74.4	56	68.4	56.1	37	37	18	18	0	0	36	0	1	50.47
KATHMANDU	29398	2	JESSE'S INTERNATIONAL BOARDIN	60.2	57.5	81.8	55.2	56.4	56.2	22	22	7	15	0	0	22	0	0	49.77
KATHMANDU	29399	2	CITY ENGLISH SCHOOL KOTESHW	57.5	60.6	61.6	46.4	47	44.1	22	22	3	11	5	0	19	0	3	35.28
KATHMANDU	29400	2	DENEBA ACADEMY, NEW BANESW	62.6	63.3	80	56.5	68.1	53.4	29	29	15	14	0	0	29	0	0	52.76
KATHMANDU	29401	2	ARUN JYOTI VIDYA MANDIR JORP	54.5	56.1	70.1	60.2	57.6	53.8	21	21	3	18	0	0	21	0	0	47.14
KATHMANDU	29403	2	MOUNT SAGARMATHA BRILLIANT	49.9	53.9	73.5	45.6	60.4	39.4	34	34	4	25	5	0	34	0	0	45.11
KATHMANDU	29404	2	YASHASVI SECONDARY SCHOOLS	58.3	56.3	88.8	51.1	58.9	54.3	16	16	5	11	0	0	16	0	0	49.69
KATHMANDU	29405	2	SATHYA SAI SHIKSHA SADAN TOK	62.6	77.2	77.8	57	59.9	53.5	45	45	18	26	1	0	45	0	0	50.75
KATHMANDU	29406	2	OM EDUCATION ACADEMY CHHET	57.6	56.6	79.2	52.6	71.7	51.7	11	11	4	7	0	0	11	0	0	50.45
KATHMANDU	29407	1	JANAKALYAN MA VI MAHADEVST	35.9	51.8	50.8	37.6	34.7	39	19	19	0	7	9	0	16	0	3	29.01
KATHMANDU	29408	1	JANAJAGRITI GYAN-RASHMI MA V	57.2	65.2	70.9	57	60	56.3	36	36	6	30	0	0	36	0	0	47.5
KATHMANDU	29409	2	GAJURMUKHEE BOARDING SCHO	61.3	57.6	86.5	52.8	67.9	58.4	41	40	24	16	0	0	40	0	0	54
KATHMANDU	29410	1	MAHENDRA RASTRIYA MA VI BAL	27.6	43.6	35.8	31.5	47.1	38.8	26	25	0	5	12	0	17	0	8	18
KATHMANDU	29411	2	MAHAN SIDDHARTHA SCHOOL KU	53	55.5	63.3	48	68.2	49.9	36	36	9	23	2	0	34	0	2	44.37
KATHMANDU	29412	2	MARSHYANGDI BOARDING SCHO	59.8	57.9	58	46.5	57.6	52.6	21	21	0	19	2	0	21	0	0	43.93
KATHMANDU	29413	2	SATHYA SAI SCHOOL PINGALASTH	59.6	56.4	71.1	60.1	66	54.9	23	23	7	15	1	0	23	0	0	49.08
KATHMANDU	29414	2	MAHALAXMI ENGLISH HIGH SCHO	61.5	65.3	80.4	56.2	68.9	59.7	30	30	14	16	0	0	30	0	0	52
KATHMANDU	29415	2	YUYUTSHU ENGLISH SCHOOL KAF	52.1	64.9	58.4	43.9	60.9	51.9	15	15	3	10	1	0	14	0	1	42.75
KATHMANDU	29416	2	GORAKHKALI ENGLISH BOARDING	59.1	60.3	76.9	49.1	63.1	50.1	68	68	15	47	3	0	65	0	3	44.83
KATHMANDU	29417	2	OPEN-HOUSE SECONDARY ENGLIS	55.6	58.7	68.6	42.2	67.7	56.2	19	19	6	9	0	0	15	0	4	35.53



**PERFORMANCE OF ALL SCHOOLS IN SLC EXAMINATION BY DISTRICTS**  
**2071 BS (2015 AD)**

DISTRICT	SCODE	ST	SCHOOL	AVERAGE MARKS IN COMP. SUBJECTS						STUDENT		PASS DIVISION					WLD	FLD	SEM
				ENG	NEP	MAT	SCI	SOC	HPE	TAP	TAPRD	DIS	FIR	SEC	TIR	PASS			
KATHMANDU	29418	2	SANDIPANI GYAN MANDIR PUBLIC	54.4	60.5	68.9	43.6	59.6	53	15	15	3	9	3	0	15	0	0	45.75
KATHMANDU	29419	2	ALKAPURI SECONDARY ENGLISH S	57.7	55.2	78.2	44.4	50.3	40.9	9	9	1	8	0	0	9	0	0	46.67
KATHMANDU	29420	2	CHILDREN'S ETERNAL ACADEMY T	50.4	53.3	52.7	40.5	47.9	48.7	40	38	6	22	6	0	34	0	4	38.49
KATHMANDU	29421	2	GREEN PEACE CO-ED SCHOOL, GA	56.3	56.1	63.4	41.3	61.6	49.5	52	52	6	34	11	0	51	0	1	43.05
KATHMANDU	29422	2	BIGYAN ENGLISH BOARDING SCH	56.6	65.7	87.8	63.8	68.1	58.3	19	19	14	5	0	0	19	0	0	56.05
KATHMANDU	29423	2	ANGEL LORD (DEBDOOT) ACADEM	57.4	63.1	70.1	48.9	70.1	49.6	31	31	6	24	1	0	31	0	0	47.54
KATHMANDU	29424	2	PEACE POINT BOARDING SCHOOL	57.8	69.1	66.7	51	53.7	41.8	9	9	4	4	0	0	8	0	1	44.17
KATHMANDU	29425	2	SOUTH VALLEY ENGLISH SCHOOL	51.1	55.1	54.7	46.2	42.6	47.9	14	14	2	8	4	0	14	0	0	43.93
KATHMANDU	29426	2	SIRJANA VIDYA MANDIR SYUCHA	49.4	57	74.4	43.9	52.4	50.2	10	10	1	8	1	0	10	0	0	45.38
KATHMANDU	29427	2	THANKOT ENGLISH SCHOOL THAN	62.1	63	76.4	60	63.7	56.1	48	48	21	26	1	0	48	0	0	51.33
KATHMANDU	29428	2	GUINNESS PUBLIC ENGLISH SCHO	49.4	60.6	65.5	50.9	68.1	59.1	8	8	1	7	0	0	8	0	0	46.88
KATHMANDU	29429	2	TRIVENI SADAN ENGLISH SECOND	52	60.5	61.6	44.5	56.6	47.5	29	29	4	19	4	0	27	0	2	40.86
KATHMANDU	29430	2	ANKUR VIDYASHRAM MA VI BATT	62.9	75.6	87.1	60	68.2	53.3	23	23	18	5	0	0	23	0	0	56.74
KATHMANDU	29431	1	BAL VIKAS MA VI ICHANGU	43.6	56.2	62.6	40	56.5	44.9	18	18	0	15	2	0	17	0	1	40
KATHMANDU	29432	1	JANAKALYAN MA VI MAHANKAL I	36	48.3	35.5	23.9	46.5	35	77	74	0	20	21	0	41	0	33	11.71
KATHMANDU	29434	2	EVERGREEN ENGLISH SCHOOL SA	58.1	62.9	78.4	49.2	60.4	50.9	55	55	15	35	4	0	54	0	1	47.05
KATHMANDU	29435	2	MINILAND ENGLISH HIGH SCHOOL	58.6	64.5	73.3	62.1	68.1	56.1	48	48	20	27	0	0	47	0	1	49.84
KATHMANDU	29436	2	CANVAS BOARDING SCHOOL NAY	59.3	63.1	84.6	52.6	50.6	47.8	28	28	3	25	0	0	28	0	0	46.61
KATHMANDU	29437	2	LITTLE MOON HIGH SCHOOL KAPA	51.6	61	74.5	53.6	61.8	48.6	24	24	4	19	1	0	24	0	0	47.03
KATHMANDU	29438	2	ANUPAM (UNIQUE) ENGLISH BOAR	55	62.7	84.6	54.5	65.3	55.3	26	26	14	12	0	0	26	0	0	53.08
KATHMANDU	29440	2	MOUNT GLORY ENGLISH BOARDIN	56	65.3	68.1	43	69.6	53.6	67	67	18	44	4	0	66	0	1	47.35
KATHMANDU	29442	2	BAL BIKAS BOARDING HIGH SCHO	55.6	62.2	67.7	57.5	64	48.6	43	43	9	33	1	0	43	0	0	47.88
KATHMANDU	29443	2	VIDYODAYA ENGLISH SCHOOL DA	61.6	62.4	84.1	55.1	64.5	57.7	17	17	8	9	0	0	17	0	0	52.06
KATHMANDU	29444	2	BRIGHT LAND ENGLISH HIGHER SE	56	51.5	74.6	57.6	61.3	41.8	33	33	6	23	4	0	33	0	0	46.36
KATHMANDU	29445	2	CHAHANA INTERNATIONAL ACAD	47.3	50	67.4	50.6	55.3	46.4	54	53	6	36	8	0	50	0	3	41.18
KATHMANDU	29446	2	MOUNT SEB SCHOOL JADIBUTI KO	65.4	70.9	85.2	60.6	70.5	57.2	24	24	15	9	0	0	24	0	0	54.38
KATHMANDU	29447	2	PUBLIC ENGLISH SCHOOL , JHOR M	40.2	45.4	65.4	33.4	48.7	37.8	76	74	1	28	37	1	67	1	6	33.21
KATHMANDU	29450	2	LITTLE BUDDHA'S ACADEMY SWA	58.8	51.8	85.6	51.2	65.2	52.1	44	44	13	30	1	0	44	0	0	49.18
KATHMANDU	29451	2	BUDDHA ACADEMY BOARDING SC	53.2	50.7	50	35.7	60.3	48	41	41	1	26	12	0	39	0	2	38.78
KATHMANDU	29452	2	MOTHERLAND SCHOOL NEW NAIK	60.8	65.7	93.4	66.3	73.2	61.3	9	9	5	4	0	0	9	0	0	53.33

**PERFORMANCE OF ALL SCHOOLS IN SLC EXAMINATION BY DISTRICTS**  
**2071 BS (2015 AD)**

DISTRICT	SCODE	ST	SCHOOL	AVERAGE MARKS IN COMP. SUBJECTS						STUDENT		PASS DIVISION						WLD	FLD	SEM
				ENG	NEP	MAT	SCI	SOC	HPE	TAP	TAPRD	DIS	FIR	SEC	TIR	PASS				
KATHMANDU	29453	2	JUGAL ENGLISH MEDIUM SCHOOL	55.1	62.2	76.4	55.2	82.4	56.4	25	25	13	12	0	0	25	0	0	52.8	
KATHMANDU	29454	2	VIDHYA AARJAN ENGLISH SCHOO	59.1	63.7	79	49.6	69.1	48.6	38	38	7	31	0	0	38	0	0	47.76	
KATHMANDU	29455	2	AKHANDA VIDYA SADAN, KALANE	56.6	65.1	70.7	58	61.9	52.2	9	9	3	6	0	0	9	0	0	50	
KATHMANDU	29456	2	SWATI SADAN ENGLISH BOARDING	56.4	62.2	83.4	65.6	72	58.4	26	26	13	13	0	0	26	0	0	52.5	
KATHMANDU	29457	2	SUNSHINE SCHOOL MAHADEVSTH	57.7	60	78.8	50.7	67	44.7	29	29	9	19	1	0	29	0	0	49.27	
KATHMANDU	29458	2	AAKASH GANGA SECONDARY SCH	52.5	56	58.9	39.8	39.8	51.4	15	15	1	10	1	0	12	0	3	31.75	
KATHMANDU	29459	2	CARE ENGLISH BOARDING SCHOO	60.2	59	66.1	47	52.9	54.2	23	23	5	14	3	0	22	0	1	43.86	
KATHMANDU	29460	2	SYMPRES PUBLIC MA VI DHUMBARA	59.7	57	81.7	58.9	66.7	55.5	30	30	13	17	0	0	30	0	0	51.5	
KATHMANDU	29461	2	MAHAKAVI DEVKOTA MEMORIAL	67.8	62.8	91.9	54.9	67.8	54.9	28	28	23	5	0	0	28	0	0	57.32	
KATHMANDU	29462	2	KATHMANDU UNIFIED CITY SCHO	60.3	62.8	89.3	50.2	73.5	55.8	6	6	3	3	0	0	6	0	0	52.5	
KATHMANDU	29463	2	MODEL SCHOOL THANKOT	59.4	60.3	80.1	58.9	67	57.3	40	40	17	23	0	0	40	0	0	51.38	
KATHMANDU	29464	2	SARASWOTI ACADEMY ENGLISH S	59.5	59.1	79.3	57.7	64.3	52.5	30	30	12	18	0	0	30	0	0	51	
KATHMANDU	29466	2	BRITISH GURKHA ACADEMY HIGH	61	53.4	61.9	42	55.7	51.3	21	20	3	16	0	0	19	0	1	43.88	
KATHMANDU	29468	2	GANESH ENGLISH SECONDARY SC	56.8	48.9	49.8	45.9	54	38.8	11	11	1	5	2	0	8	0	3	25.91	
KATHMANDU	29469	2	GYAN BHUMI SCHOOL PHUTUNG	53.5	55.6	72.5	41.1	56.9	43.3	31	31	5	20	4	0	29	0	2	41.61	
KATHMANDU	29470	2	HIM RASHMI HIGH SCHOOL MANA	57.3	63.3	81.8	53	59.5	59.8	68	68	25	43	0	0	68	0	0	50.51	
KATHMANDU	29471	2	RIVIERA INTERNATIONAL ACADEN	65.6	71.3	87.5	59.6	68.9	49.7	29	29	23	6	0	0	29	0	0	56.9	
KATHMANDU	29472	2	MANJUGHOKSHA ACADEMY KUM	55.9	59.5	74.4	59.3	60.3	49.9	21	21	4	17	0	0	21	0	0	47.86	
KATHMANDU	29473	2	NAVA MANJUSHREE SCHOOL SHA	49.9	65.4	56.8	39.3	58	53.4	16	16	2	10	1	0	13	0	3	33.52	
KATHMANDU	29474	2	GEETANJALI ENGLISH SCHOOL PA	49.4	61.8	64.1	41.5	59.5	43.7	19	19	3	10	6	0	19	0	0	43.82	
KATHMANDU	29475	2	CAMBRIDGE INTERNATIONAL BOA	55.5	53.5	69.1	53.7	63.2	52.2	23	23	8	12	3	0	23	0	0	48.75	
KATHMANDU	29478	2	SWAYAMBHU ENGLISH BOARDING	60.2	54.1	81.1	48.1	62.6	51.5	17	17	2	14	1	0	17	0	0	46.1	
KATHMANDU	29481	2	AMRIT BOARDING SCHOOL MHEPI	59.2	62.2	90.9	57.7	72.9	53.1	34	34	17	17	0	0	34	0	0	52.5	
KATHMANDU	29482	2	JOSEPH HIGH SCHOOL, KAPAN-3, N	59.5	61.2	65.7	50	70.9	61.7	145	145	53	82	5	0	140	0	5	47.77	
KATHMANDU	29483	1	PHUTUNG MA VI PHUTUNG JAYAN	32.1	47.1	36.2	30	43	33.6	29	29	0	3	15	0	18	0	11	13.58	
KATHMANDU	29484	2	ASHIRVAD BOARDING SCHOOL BA	66.2	67.7	85.2	53.5	74.4	59.9	18	18	14	4	0	0	18	0	0	56.67	
KATHMANDU	29485	2	NEXT GENERATION RESIDENTIAL	62.5	59.6	84.9	57.8	59.5	52	21	21	9	12	0	0	21	0	0	51.43	
KATHMANDU	29486	2	NEELGIRI SCHOOL PAKNAJOLE	59.4	62.7	61.5	46.5	57.4	54.3	22	22	3	15	2	0	20	0	2	39.89	
KATHMANDU	29487	2	PRITIMA ENGLISH SECONDARY SC	59	62.7	69.8	44.4	55.5	55.2	28	28	11	12	2	0	25	0	3	42.86	
KATHMANDU	29488	2	NEW SHRINE BOARDING SCHOOL I	56.4	67.9	65.1	40.2	66.5	54	22	22	3	17	0	0	20	0	2	40.91	

**PERFORMANCE OF ALL SCHOOLS IN SLC EXAMINATION BY DISTRICTS**  
**2071 BS (2015 AD)**

DISTRICT	SCODE	ST	SCHOOL	AVERAGE MARKS IN COMP. SUBJECTS						STUDENT		PASS DIVISION					WLD	FLD	SEM
				ENG	NEP	MAT	SCI	SOC	HPE	TAP	TAPRD	DIS	FIR	SEC	TIR	PASS			
KATHMANDU	29489	2	PROLIFIC ENGLISH BOARDING SCH	52.7	62.4	66.9	44.8	64.2	49.4	45	45	11	27	4	0	42	0	3	43.17
KATHMANDU	29490	2	NEW GENERATION IDEAL ACADEM	58.8	57.4	82	62.5	76.9	59.4	11	11	7	4	0	0	11	0	0	54.55
KATHMANDU	29491	2	HIMSHRINKHALA ACADEMY SCHC	61.4	69.9	85.3	44.8	59	58.9	41	41	14	27	0	0	41	0	0	50.12
KATHMANDU	29492	2	TAKSHASHILA ACADEMY, SAMAK	60	65.3	77.6	66.7	64.7	58.1	25	25	13	12	0	0	25	0	0	52.8
KATHMANDU	29493	2	SAPTA GANDAKI BOARDING SCHO	55.9	62.4	61.5	40.6	46	38.5	25	25	3	18	3	0	24	0	1	42.75
KATHMANDU	29494	1	AMAR JYOTI MA VI SYUCHATAR	51.7	61	63.4	37.1	64.5	53.9	42	42	2	39	1	0	42	0	0	45.45
KATHMANDU	29495	2	STEINER ACADEMY, MID BANESHV	58.5	64.1	69.4	45.1	69.7	58.3	16	16	5	10	1	0	16	0	0	48.98
KATHMANDU	29496	2	INNOVATIVE ENGLISH SCHOOL, SI	63.3	63.8	77.4	56.9	69.8	57	71	71	41	27	2	0	70	0	1	52.39
KATHMANDU	29497	2	NEW STAR POLE ENGLISH SCHOOL	63.6	68.9	78.5	60.8	67.3	57.2	35	35	21	14	0	0	35	0	0	54
KATHMANDU	29498	2	PRINCETON INTERNATIONAL BOA	60.5	57	66	43.4	54.7	45.5	40	40	4	31	5	0	40	0	0	45.09
KATHMANDU	29499	2	HIMSHIKHAR BOARDING SCHOOL	60.7	68.1	79	54.3	62.9	54.7	45	45	16	29	0	0	45	0	0	50.33
KATHMANDU	29500	2	SWAPNA VATIKA SCHOOL BUDDH	55.7	49.8	69	53.4	53.6	57.3	18	18	4	11	1	0	16	0	2	40.21
KATHMANDU	29502	2	THE SUNSHINE ENGLISH BOARDIN	58.6	67.6	77.5	55.4	69	52.9	17	17	6	11	0	0	17	0	0	50.29
KATHMANDU	29503	2	GURUKUL PUBLIC SCHOOL NEPAL	50.4	56.4	70.3	38.9	58.8	46.1	16	16	1	13	2	0	16	0	0	44.53
KATHMANDU	29504	2	ALPINE ACADEMY DANCHHI	65.6	75.1	85.8	65.2	69.7	57.3	37	37	27	10	0	0	37	0	0	55.95
KATHMANDU	29505	2	ASPHODEL PUBLIC SCHOOL KALIK	53.6	56.1	71.3	46	65.1	39.9	16	16	1	15	0	0	16	0	0	45.94
KATHMANDU	29506	2	GREEN HILLS ACADEMY MA VI KA	59.3	64.6	74.1	58	60.9	49.6	18	18	3	15	0	0	18	0	0	47.5
KATHMANDU	29507	1	BAL UDDHAR MA VI KAPAN	34.5	49	43.5	31.7	47	45.7	108	105	0	34	46	0	80	1	24	24.21
KATHMANDU	29508	2	NOBEL ACADEMY MA VI NEW BAN	68.1	67.8	86	57.9	71.8	63.1	149	149	115	34	0	0	149	0	0	56.58
KATHMANDU	29509	2	CAPITOL HILL SECONDARY SCHOC	63.3	64.1	87.2	52.3	68	65.6	19	19	13	6	0	0	19	0	0	55.26
KATHMANDU	29510	2	TARKESHWAR VIDYA KUNJA ENGI	60.7	65.7	77.8	50	70.2	55.3	14	14	3	9	0	0	12	0	2	38.57
KATHMANDU	29511	2	KANJIROWA NATIONAL SCHOOL, K	59.6	65.7	80.9	49.2	73.5	59.7	55	55	24	31	0	0	55	0	0	51.55
KATHMANDU	29512	2	THE INSIGHT VISION SCHOOL DHU	60.7	60.2	84.8	62.5	65.9	47.1	40	40	14	25	0	0	39	1	0	49.13
KATHMANDU	29513	2	SHANGRILA PUBLIC SCHOOL JORP	56.3	58.8	69.2	53.4	66.5	48.1	81	80	23	55	2	0	80	0	0	49.03
KATHMANDU	29514	2	NEPAL CENTRAL HIGH SCHOOL K	62.4	71	92.1	60.8	68.6	63.3	16	16	15	1	0	0	16	0	0	59.06
KATHMANDU	29515	2	KATHMANDU ENGLISH SCHOOL N	54.4	55.1	61.3	42.4	59	52.7	29	29	5	20	2	0	27	0	2	42.16
KATHMANDU	29516	2	MAITRI SHISHU VIDYALAYA CHHA	62.9	57.7	72	58.3	55.7	48.2	32	32	3	26	2	0	31	0	1	43.59
KATHMANDU	29517	2	BIPUL SHIKSHYA NIKETAN JORPAT	60.4	58.1	76.8	56.8	60.1	59	34	34	6	28	0	0	34	0	0	47.65
KATHMANDU	29519	2	VINAYAK ENGLISH SCHOOL CHAB	62.3	63.8	75.8	49.8	70.1	53	31	31	12	19	0	0	31	0	0	50.81
KATHMANDU	29520	2	PINNACLE SCHOLARS ACADEMY N	58.3	64.9	75.8	53.6	63.1	49.2	50	50	16	33	1	0	50	0	0	49.58

**PERFORMANCE OF ALL SCHOOLS IN SLC EXAMINATION BY DISTRICTS**  
**2071 BS (2015 AD)**

DISTRICT	SCODE	ST	SCHOOL	AVERAGE MARKS IN COMP. SUBJECTS						STUDENT		PASS DIVISION						WLD	FLD	SEM
				ENG	NEP	MAT	SCI	SOC	HPE	TAP	TAPRD	DIS	FIR	SEC	TIR	PASS				
KATHMANDU	29521	2	PEARLS ENGLISH ACADEMY	62.8	62.6	80.3	61.8	67.2	54.1	37	37	18	19	0	0	37	0	0	52.3	
KATHMANDU	29522	2	KATHMANDU XAVIER'S PUBLIC SC	60	55.9	89	60.3	70	51.9	29	29	14	15	0	0	29	0	0	52.24	
KATHMANDU	29523	2	VINAYAK SHANTI NIKETAN SECON	60.2	68.7	84.7	53.9	53	54	59	59	20	39	0	0	59	0	0	50.08	
KATHMANDU	29524	2	ADVANCED ENGLISH BOARDING H	65.2	65.9	85.6	51.6	72.7	49.4	39	39	24	15	0	0	39	0	0	54.23	
KATHMANDU	29525	2	SUNDARBAN SCHOOL OF SCIENCE	58.9	71.3	88.9	63.5	67.8	55.3	22	22	16	6	0	0	22	0	0	55.91	
KATHMANDU	29526	2	BABYLON NATIONAL SCHOOL SHA	61.3	62.9	78	51	56	53.4	45	45	12	29	3	0	44	0	1	46.75	
KATHMANDU	29527	2	RISING RAYS BOARDING SCHOOL	61.2	65.1	85	60.2	55.2	48.2	30	30	12	17	0	0	29	0	1	48.75	
KATHMANDU	29528	2	RARAHIL MEMORIAL SCHOOL KIR	62	62.5	76.7	54.8	45.5	54.7	46	45	15	30	0	0	45	0	0	50	
KATHMANDU	29529	2	FUTURE STAR ENGLISH SCHOOL D	65.3	48.7	74.8	54.5	67.2	53.9	27	26	15	11	0	0	26	0	0	53.65	
KATHMANDU	29530	2	NATIONAL MODEL SCIENCE SCHO	61.1	57.1	77.8	61.5	67	54.6	33	33	10	23	0	0	33	0	0	49.55	
KATHMANDU	29531	2	ROSE BUD SCHOOL BUDDHA NAG	59.5	68.5	76.8	47.9	75.7	57.8	97	97	43	53	1	0	97	0	0	51.53	
KATHMANDU	29532	2	KATHMANDU VIDYA MANDIR MAI	60.7	53.4	71	57.4	66.6	59	20	20	8	10	1	0	19	0	1	47.06	
KATHMANDU	29533	2	THE SKYLARK ENGLISH SCHOOL I	60.7	60.8	72.2	54.7	60.2	61.1	44	44	17	25	1	0	43	0	1	49.01	
KATHMANDU	29534	2	GREENLAND CHILDREN'S ACADEN	55.6	55.4	74.8	52.6	68.3	55.5	28	28	7	20	1	0	28	0	0	48.35	
KATHMANDU	29535	2	BEERSHEBA NATIONAL HIGHER SE	57.9	57.9	57.4	46.5	53.1	43.8	8	8	1	6	1	0	8	0	0	45.47	
KATHMANDU	29536	2	IKEDA INTERNATIONAL SCHOOL R	51.5	52.9	58.2	40.8	48.8	44.3	11	11	0	6	2	0	8	0	3	24.55	
KATHMANDU	29537	2	GREEN KANTIPUR PUBLIC SCHOOL	56.9	55.3	68.9	52.5	67.5	52.8	51	51	14	35	2	0	51	0	0	48.68	
KATHMANDU	29538	2	HRITACADEMY, BALAJU	24.2	43.5	31.3	24.1	34.9	30.4	16	15	0	2	7	0	9	0	6	12.75	
KATHMANDU	29540	2	GANGA SECONDARY SCHOOL PUR	53.5	68.5	83.6	48.5	62.9	56.2	37	37	7	29	0	0	36	0	1	46.01	
KATHMANDU	29541	2	DIVYA GYAN ENGLISH BOARDING	58.9	51.4	80.1	52.8	67.8	55.6	48	48	14	34	0	0	48	0	0	49.37	
KATHMANDU	29542	2	SIDDHARTHA VIDYA SADAN NEW	58.5	70.5	78	46.8	54	51	26	26	6	18	1	0	25	0	1	45.43	
KATHMANDU	29543	2	UNIVERSAL COLLEGE PREPARATO	59.2	61.5	70.6	50.7	62.4	51.2	47	47	10	35	1	0	46	0	1	46.52	
KATHMANDU	29544	2	PURBA PASCHIM VIDYALAYA BAL	56.8	58.3	79.2	57	58.7	43.8	20	20	4	13	2	0	19	0	1	43.5	
KATHMANDU	29545	2	HEBRON PUBLIC SCHOOL KOTESH	59.4	65.3	71.9	49.1	59.1	53.5	33	33	8	25	0	0	33	0	0	48.64	
KATHMANDU	29546	2	SERENE HILL ENGLISH SCHOOL BA	57.3	62.6	68.9	41	60.4	47.2	21	21	5	12	3	0	20	0	1	43.75	
KATHMANDU	29547	2	HEARTLAND ACADEMY, BAFAL	57.9	42.9	58.1	52.1	44.4	37.7	18	18	0	6	9	0	15	0	3	28.13	
KATHMANDU	29548	2	BIJESWORI SECONDARY BOARDIN	62.8	48.5	84.9	54.9	64.8	56.3	27	27	8	18	0	0	26	0	1	46.94	
KATHMANDU	29549	2	PUSHPA KUNJA HIGH SCHOOL SAM	57	66	86.2	49.3	70	55.8	25	25	12	13	0	0	25	0	0	52.2	
KATHMANDU	29550	2	NEW DON BOSCO ACADEMY PUTA	60.8	58.4	81.4	58.8	62.8	51.3	21	21	6	15	0	0	21	0	0	49.29	
KATHMANDU	29551	2	BROOKFIELD ACADEMY SINAMAN	54.3	60	45.3	52	60	50	3	3	0	3	0	0	3	0	0	45	

**PERFORMANCE OF ALL SCHOOLS IN SLC EXAMINATION BY DISTRICTS**  
**2071 BS (2015 AD)**

DISTRICT	SCODE	ST	SCHOOL	AVERAGE MARKS IN COMP. SUBJECTS						STUDENT		PASS DIVISION					WLD	FLD	SEM
				ENG	NEP	MAT	SCI	SOC	HPE	TAP	TAPRD	DIS	FIR	SEC	TIR	PASS			
KATHMANDU	29552	2	GREENWICH ACADEMY KOTESHW	59.8	66.1	76.5	50.7	65.7	56.8	57	57	16	41	0	0	57	0	0	49.21
KATHMANDU	29553	2	MAGUS ENGLISH SCHOOL NAYA B	58	58.5	80.4	59	58	50.7	19	19	5	14	0	0	19	0	0	48.95
KATHMANDU	29554	2	HILARY HIGH SCHOOL GAURINAG	52.7	54.9	74.7	55	63.8	50.2	29	29	8	19	2	0	29	0	0	48.36
KATHMANDU	29555	2	BINDHYABASINI BOARDING SCHO	61	59.1	60.6	48.5	61	40.4	22	22	6	11	3	0	20	0	2	41.42
KATHMANDU	29557	2	ALOK VIDYASHRAM NAXAL NARA	55.9	61.7	66.5	49.2	55.4	52.1	22	21	7	14	0	0	21	0	0	50
KATHMANDU	29558	2	LUMBINI ACADEMY HIGHER SECO	65.2	55.1	94.3	64.3	64.3	58.5	20	20	12	8	0	0	20	0	0	54
KATHMANDU	29559	2	SOCIETAL SCHOOL NEW BANESHW	60.2	63.9	85.9	58	59	52.2	28	28	16	9	2	0	27	0	1	50.36
KATHMANDU	29560	2	MOUNT SINAI ENGLISH SCHOOL M	56.5	61.9	76.3	50.4	45.4	49	17	17	4	10	3	0	17	0	0	46.54
KATHMANDU	29561	2	MINILAND SCHOOL TEKU	58.8	68.4	54.5	51.8	62.8	53.2	13	13	3	9	0	0	12	0	1	43.27
KATHMANDU	29562	2	AMBITION ACADEMY MINBHAWA	54.5	64.2	69.1	47	56.1	54.9	46	46	11	25	5	0	41	0	5	40.03
KATHMANDU	29563	2	ABHISHEK GYAN MANDIR SINAMA	57.2	59.4	82.5	50	65.5	59.8	22	22	3	18	1	0	22	0	0	46.53
KATHMANDU	29564	2	BIJESHWORI GYAN MANDIR SAINI	65.5	65.3	73.8	62.8	67.6	49.4	68	68	24	44	0	0	68	0	0	50.29
KATHMANDU	29566	2	BIRAT BOARDING SCHOOL SHANK	59.8	52.4	62.2	50.5	58.1	52.3	31	31	10	17	2	0	29	0	2	44.76
KATHMANDU	29569	2	KHAGENDRA NEW LIFE SPEC.EDU	27	45.8	22	24.6	31.9	34.2	19	19	0	2	3	0	5	0	14	-6.51
KATHMANDU	29570	2	KOTDEVI PUBLIC ENGLISH SECON	58.8	62.2	64.4	51.1	53	48.2	37	37	9	26	2	0	37	0	0	48.04
KATHMANDU	29571	2	SAURYA INTERNATIONAL SCHOOL	55.8	66.5	76.4	51	51.5	56.6	14	14	3	11	0	0	14	0	0	48.21
KATHMANDU	29572	2	UNITED SCHOLARS' ACADEMY (US	58.1	58.3	85.5	64.4	69.8	57.4	19	19	6	13	0	0	19	0	0	49.74
KATHMANDU	29574	2	MANASALU PUBLIC HIGH SCHOOL	54.4	64.5	86	55.6	57	56	69	69	23	45	1	0	69	0	0	49.84
KATHMANDU	29576	2	MOUNT GAURI SHANKAR SCHOOL	62.1	55.1	75.1	43.7	58.9	45	15	15	1	13	0	0	14	0	1	41.5
KATHMANDU	29577	2	MOUNT GLORY INT'L BOARDING S	51.6	51.3	67.9	38.8	61	45.1	33	33	3	23	6	0	32	0	1	42.27
KATHMANDU	29578	2	NEW ENGLISH SECONDARY SCHO	54.6	49.9	50.2	48.1	53.7	53.7	36	36	0	30	5	0	35	0	1	41.56
KATHMANDU	29579	2	NAVIN JYOTI ENGLISH SCHOOL BH	63.2	74.4	90.1	53.4	64.3	62.8	19	19	13	6	0	0	19	0	0	55.26
KATHMANDU	29580	2	PUSHPALAL MEMORIAL HIGHER S	60.9	59.5	74.8	55.3	71.9	60.8	33	33	14	19	0	0	33	0	0	51.36
KATHMANDU	29581	2	NEW VISION ACADEMY SATUNGA	56.8	68.6	74.2	46	62.8	51.9	29	29	7	20	0	0	27	0	2	43.97
KATHMANDU	29583	2	PRIME ENGLISH SECONDARY SCHO	61.7	59.1	78.5	55.1	63	60	20	20	7	13	0	0	20	0	0	50.25
KATHMANDU	29585	2	RAJAN MEMORIAL INTERNATIONAL	51	58.3	70.8	46.4	55	54.3	36	36	7	24	3	0	34	0	2	43.23
KATHMANDU	29586	2	SAI EDUCARE BOARDING SCHOOL	37.2	47.2	31	23.8	47.5	31.3	6	6	0	2	1	0	3	0	3	9.38
KATHMANDU	29587	2	SANTWONA MEMORIAL ACADEMY	51.1	57.2	53.8	32.2	48.2	47.4	13	13	0	8	4	0	12	0	1	36.35
KATHMANDU	29588	2	THE CITY ACADEMY BANESHWAR	50.8	54.9	75.6	45.4	46.2	41.5	16	16	2	11	3	0	16	0	0	44.77
KATHMANDU	29589	2	THE CHANDBAGH SCHOOL BANSB	61.5	65.1	81.6	67.9	69.3	54.3	46	46	25	21	0	0	46	0	0	53.15

**PERFORMANCE OF ALL SCHOOLS IN SLC EXAMINATION BY DISTRICTS**  
**2071 BS (2015 AD)**

DISTRICT	SCODE	ST	SCHOOL	AVERAGE MARKS IN COMP. SUBJECTS						STUDENT		PASS DIVISION						WLD	FLD	SEM
				ENG	NEP	MAT	SCI	SOC	HPE	TAP	TAPRD	DIS	FIR	SEC	TIR	PASS				
KATHMANDU	29590	2	THIRD EYE BOARDING SCHOOL GC	56	56.2	71.9	51.8	62.3	46.8	17	17	1	13	2	0	16	0	1	40.59	
KATHMANDU	29591	2	THE TRINITY CO-ED (TRIMURTI SA	45.7	36	30.7	23.8	40.3	36.5	13	11	0	3	3	0	6	0	5	11.25	
KATHMANDU	29593	1	YUBA SAHAVAGITA SECONDARY S	47.9	60.5	72.8	42.5	58.6	52.5	45	45	3	41	1	0	45	0	0	45.75	
KATHMANDU	29594	2	GYAN SAGAR ENGLISH HIGH SCHC	53	52	76.6	40.5	51.8	40.9	10	10	0	8	2	0	10	0	0	42.75	
KATHMANDU	29595	2	BON SKYLARK INT'L SECONDARY	53.7	50.8	63.9	50.8	53	53.3	9	9	0	9	0	0	9	0	0	45	
KATHMANDU	29596	2	NITEN MEMORIAL SCHOOL, TOKH	61.1	70.2	59	43.1	63.3	36.6	21	21	5	13	2	0	20	0	1	44.29	
KATHMANDU	29598	2	MOUNT CHANDRAGIRI ENGLISH SC	58.6	58.6	78	55.4	69.1	59.4	29	29	13	16	0	0	29	0	0	51.72	
KATHMANDU	29605	2	SAI NILAYAM BOARDING SCHOOL	48.2	61	36.8	28.8	62	34.7	6	6	0	3	0	0	3	0	3	11.25	
KATHMANDU	29608	2	SUNLIGHT ENGLISH SECONDARY S	61.6	68.5	77.1	60.7	63	55.3	19	18	10	8	0	0	18	0	0	53.33	
KATHMANDU	29609	2	SMALL HEAVEN BOARDING SCHOO	55.5	54.9	61.4	47.6	56.2	51.7	27	27	5	16	3	0	24	0	3	39.03	
KATHMANDU	29610	2	XAVIER INTERNATIONAL SCHOOL	65	62.1	85.6	58.5	67.8	52.2	33	33	13	20	0	0	33	0	0	50.91	
KATHMANDU	29611	2	SRIJANA GYANSAGAR SCHOOL, GC	57.1	70	83	67.3	67.7	61.5	31	31	19	12	0	0	31	0	0	54.19	
KATHMANDU	29612	2	AIMS INTERNATIONAL ACADEMY,	54.6	59.8	77.9	59.9	61.1	50.9	27	27	7	18	2	0	27	0	0	48.06	
KATHMANDU	29614	2	SHATABDI BOARDING SCHOOL BH	47.5	59.3	63.4	36.7	48.1	46	16	15	0	12	3	0	15	0	0	42.75	
KATHMANDU	29615	2	PRAGYA ENGLISH SCHOOL KOTES	54.8	62.7	53.6	40.7	68.5	47.7	13	13	2	9	2	0	13	0	0	45.58	
KATHMANDU	29616	1	NEEL BARAHI HIGHER SECONDAR	38.6	65.3	50.1	35.4	58.9	48.9	42	42	2	23	14	0	39	0	3	37.14	
KATHMANDU	29621	2	INDRAWATI PUBLIC SCHOOL KUM	57.9	57.7	66.4	56.8	61.5	53.9	30	29	8	20	1	0	29	0	0	48.75	
KATHMANDU	29625	1	SHITALA SECONDARY SCHOOL BA	48.1	54.9	51.6	38.5	42.2	50.4	30	29	1	18	5	0	24	0	5	31.94	
KATHMANDU	29626	2	REHDON HIGHER SECONDARY SCH	60.4	68.1	80.8	62.8	69.1	60	54	54	31	23	0	0	54	0	0	53.61	
KATHMANDU	29627	2	BRIGHT ANGELS SCHOOL THANKC	62	64.4	73	53.6	65.7	57.3	43	43	15	28	0	0	43	0	0	50.23	
KATHMANDU	29629	2	BOUDHA CHILDREN HEAVEN BOA	56.6	52.7	66.4	48.5	62.6	53.5	49	49	5	41	1	0	47	0	2	43.55	
KATHMANDU	29630	2	MORGAN INTERNATIONAL SCHOO	56.6	61.5	42.6	38.5	64.3	47.3	16	16	2	5	2	0	9	0	7	15.94	
KATHMANDU	29631	2	SWARNIM TARA VIDYA SADAN KC	58.6	62.6	84	56.7	60.4	54.3	9	9	6	3	0	0	9	0	0	55	
KATHMANDU	29632	2	EMILE ACADEMY INTERNATIONAL	55.3	62.9	78.9	48.7	52.1	42.5	19	19	1	16	1	0	18	0	1	41.64	
KATHMANDU	29633	2	MIDLAND ENGLISH BOARDING SCI	54.7	60.2	56.8	44.3	48.1	37.5	24	24	3	11	9	0	23	0	1	39.84	
KATHMANDU	29634	2	GENIUS ENGLISH SCHOOL NAYAPA	64.2	55.5	78.3	53.1	63.8	52.6	17	17	5	11	1	0	17	0	0	48.75	
KATHMANDU	29635	2	NEW ZENITH ENGLISH MODEL SCH	60.9	59.6	71.5	51.9	59.2	47.3	51	50	14	34	1	0	49	0	1	47.63	
KATHMANDU	29638	2	RASHMI SECONDARY SCHOOL SW	49	48.4	62.1	39.5	59.7	52.1	15	15	2	9	4	0	15	0	0	44	
KATHMANDU	29639	2	UNIBLOBE HIGHER SECONDARY S	34.6	41.4	35	20.8	41	30.4	40	40	0	5	9	1	15	0	25	-0.24	
KATHMANDU	29640	2	ASIAN PUBLIC SCHOOL ANAMNAG	58.9	67.7	77.3	55.3	63.2	49.8	76	76	35	34	5	0	74	0	2	49.39	

**PERFORMANCE OF ALL SCHOOLS IN SLC EXAMINATION BY DISTRICTS**  
**2071 BS (2015 AD)**

DISTRICT	SCODE	ST	SCHOOL	AVERAGE MARKS IN COMP. SUBJECTS						STUDENT		PASS DIVISION					WLD	FLD	SEM
				ENG	NEP	MAT	SCI	SOC	HPE	TAP	TAPRD	DIS	FIR	SEC	TIR	PASS			
KATHMANDU	29641	2	OLYMPIA WORLD SCHOOL, BABAR	59.8	69.8	83.1	56.6	58.2	60.4	17	17	7	10	0	0	17	0	0	51.18
KATHMANDU	29642	2	ACADEMY OF SACRED HEART DH	54.6	61.5	65.5	56.8	57.1	53.6	8	8	1	7	0	0	8	0	0	46.88
KATHMANDU	29643	2	TRINETRA VIDYA NIKETAN, KAPA	53.2	65	74.8	46.8	67.8	53.5	23	23	3	20	0	0	23	0	0	46.96
KATHMANDU	29645	2	SETO BANGALA SCHOOL	49.6	59.4	68.4	44.6	56.2	51.2	9	9	1	6	2	0	9	0	0	44.17
KATHMANDU	29647	2	SWETA SADAN ENGLISH BOARDIN	55.4	65.6	71.7	44.3	67.7	55.6	21	21	6	14	1	0	21	0	0	48.75
KATHMANDU	29648	2	GYANMALA ENGLISH SCHOOL BO	57.2	63.4	78.4	50.3	79.8	60.8	26	26	12	14	0	0	26	0	0	51.92
KATHMANDU	29649	2	SAI SIKSHA NIKETAN GYANESHW	58.4	59.9	82.9	58.6	60.1	53.1	14	14	7	6	1	0	14	0	0	51.7
KATHMANDU	29650	2	NAVA SUNTAKHAN ACADEMY BA	66.6	62.5	84.8	51.5	72.8	58.2	32	32	17	15	0	0	32	0	0	52.97
KATHMANDU	29655	2	AAKASH DEEP ENGLISH SECONDA	64.6	61.4	79.1	50.2	74.9	56.5	66	66	31	33	2	0	66	0	0	51.7
KATHMANDU	29656	2	NEW CERES ENGLISH SCHOOL NEP	54.8	65.8	72.2	50.5	59.7	54.3	24	24	8	15	1	0	24	0	0	49.53
KATHMANDU	29657	2	SAMAKHUSHI ENGLISH BOARDING	57.1	60.5	79.4	48.6	69.2	53.6	39	39	13	25	1	0	39	0	0	49.71
KATHMANDU	29659	2	TRI DEVI ENGLISH BOARDING SCH	53.4	66.9	58.3	51.8	52.1	47.9	8	8	2	4	0	0	6	0	2	31.88
KATHMANDU	29660	2	SHUBHA KAMANA ACADEMY KIR	56.1	59.6	84.5	48.5	48.9	54.5	11	11	3	7	0	0	10	0	1	42.95
KATHMANDU	29664	2	PEGASUS ENGLISH SCHOOL JORPA	60.2	53.7	75.5	46.3	55	55.2	41	41	7	33	1	0	41	0	0	47.29
KATHMANDU	29665	2	BABYLAND ENGLISH SECONDARY	49.6	57.3	56.8	50.8	56.9	43.7	24	23	3	16	2	0	21	0	2	40.11
KATHMANDU	29666	2	OLIVER PUBLIC HIGH SCHOOL MA	55.9	54.1	71.4	54.7	59.4	48.8	29	29	7	20	1	0	28	0	1	45.91
KATHMANDU	29667	2	DIANA PUBLIC ENGLISH SCHOOL K	56.7	57.7	81.1	47.1	54.8	49.9	21	21	3	17	1	0	21	0	0	46.61
KATHMANDU	29668	2	ARUNODAYA ACADEMY DALLU	53.2	51.3	71	38.8	53.8	45	34	33	10	14	4	0	28	0	5	37.95
KATHMANDU	29669	2	LUMBINI BEGINNERS ACADEMY D	58.1	66.1	66.5	46.6	75.5	53.5	8	8	0	8	0	0	8	0	0	45
KATHMANDU	29670	2	VALLEY VIEW ENGLISH SCHOOL N	63.1	76.2	89.3	63.7	69.7	62	70	70	64	6	0	0	70	0	0	58.71
KATHMANDU	29671	1	HALCHOWK SECONDARY SCHOOL	49.4	48.3	61.9	33.1	52.8	52	47	47	0	35	7	0	42	0	5	36.14
KATHMANDU	29672	2	MODEL FEMALE SCHOOL, NAYAB	23.4	39.8	21.4	25.9	39.4	31.8	20	20	0	0	5	0	5	0	15	-8.44
KATHMANDU	29673	2	NATIONAL MODEL ENGLISH SCHO	57.3	61	74.5	58.5	67.7	53.2	46	46	14	31	1	0	46	0	0	49.32
KATHMANDU	29674	2	PARADISE INTERNATIONAL SCHOC	57.4	50.4	68.8	42.2	45.9	39.4	9	9	0	7	1	0	8	0	1	36.25
KATHMANDU	29675	2	NEPAL IDEAL SCHOOL	51.8	61.4	69.4	43.9	50.4	44.6	18	17	2	13	2	0	17	0	0	45.44
KATHMANDU	29676	2	NAVA INDRA DANUSH E BOARDIN	50.1	59.5	58.6	36.8	57.7	52.6	19	19	0	12	4	0	16	0	3	31.97
KATHMANDU	29677	2	NEW KNOWLEDGE ENGLISH BOAR	61.7	69.9	69.1	38.9	72.2	51.5	17	17	5	12	0	0	17	0	0	49.41
KATHMANDU	29678	2	NAVA ARUNIMA SECONDARY SCH	59.4	58.6	62.7	44.9	54.6	53.3	31	31	7	20	3	0	30	0	1	45.12
KATHMANDU	29679	2	NEW SUNSHINE SECONDARY SCHC	57.7	60.7	59.7	51.4	70.9	52.9	35	35	2	30	1	0	33	0	2	41.68
KATHMANDU	29680	2	NATIONAL PEACE BOARDING SCH	56.1	55.7	66.1	48.2	65.9	49.5	17	17	7	4	5	0	16	0	1	43.9

**PERFORMANCE OF ALL SCHOOLS IN SLC EXAMINATION BY DISTRICTS**  
**2071 BS (2015 AD)**

DISTRICT	SCODE	ST	SCHOOL	AVERAGE MARKS IN COMP. SUBJECTS						STUDENT		PASS DIVISION						WLD	FLD	SEM
				ENG	NEP	MAT	SCI	SOC	HPE	TAP	TAPRD	DIS	FIR	SEC	TIR	PASS				
KATHMANDU	29681	2	NEW DIRGHAYU BOARDING SCHO	54.6	55.6	69.8	46.4	57.2	38.2	5	5	0	3	1	0	4	0	1	29.25	
KATHMANDU	29682	2	OXFORD SECONDARY SCHOOL	57.4	58	60.4	57	46.5	56	21	21	3	15	2	0	20	0	1	42.86	
KATHMANDU	29683	1	PURANO GUHESHWORI SECONDAR	30.7	50.5	37.8	23.1	30.7	40.1	47	47	0	6	12	0	18	0	29	0.48	
KATHMANDU	29684	2	PEOPLE'S ACADEMY SITAPAILA-1	58.5	63.7	76.4	52.1	58.9	52.6	30	30	7	23	0	0	30	0	0	48.5	
KATHMANDU	29685	2	CHHAHARI SHIKSHYA SADAN, JOR	49.6	57.9	68.1	49.7	53.9	48.2	22	22	3	18	1	0	22	0	0	46.53	
KATHMANDU	29686	2	SEWA SADAN E BOARDING SCHOC	58.2	53.9	81.2	52.2	60.4	47.8	30	29	10	19	0	0	29	0	0	50.17	
KATHMANDU	29688	2	SAMATA SHIKSHYA NIKETAN S SC	53.2	59.5	78.5	49.7	63.2	54.7	306	303	52	249	1	0	302	0	0	47.39	
KATHMANDU	29689	2	SHWET BARAHI SECONDARY ENGI	57.9	59.9	62.4	43.1	53.3	55.1	14	14	0	14	0	0	14	0	0	45	
KATHMANDU	29690	2	ST JOSEPH ENGLISH ACADEMY	57.7	63.5	72.7	47.4	59.5	47.3	23	23	5	16	2	0	23	0	0	47.28	
KATHMANDU	29691	2	SIRJANSHIL ENGLISH SCHOOL, BA	61.4	68.6	78.8	55.7	71.1	58.7	19	19	11	8	0	0	19	0	0	53.68	
KATHMANDU	29692	2	SHAMBHAVI SCHOOL	61	68.9	77.5	56.1	61.5	55.5	20	20	9	10	1	0	20	0	0	51.19	
KATHMANDU	29693	2	SNOW APEX ACADEMY	58.1	61.1	80.6	56.6	57.1	51.5	16	16	4	12	0	0	16	0	0	48.75	
KATHMANDU	29694	2	SRIJANSHEEL SHIKSHYA SADAN B	60.5	72.6	87.3	66.3	54.6	55.5	30	30	19	11	0	0	30	0	0	54.5	
KATHMANDU	29695	2	SAINT DEVI ACADEMY ENGLISH SC	50.3	52.7	64.2	47.4	62	51.5	22	22	5	13	2	0	20	0	2	41.25	
KATHMANDU	29696	2	TERESA ACADEMY	57.8	54.6	55.2	46.9	60.9	47.8	17	17	1	12	4	0	17	0	0	43.24	
KATHMANDU	29697	2	TRILOK CHILDREN ACADEMY MA	59.6	72.5	85.2	57.5	64.5	56.7	30	30	14	16	0	0	30	0	0	52	
KATHMANDU	29698	2	VENUS PUBLIC SCHOOL	57.7	65.8	78.1	59.3	65.5	53.4	28	28	12	16	0	0	28	0	0	51.43	
KATHMANDU	29699	2	WITS ACADEMY	52.1	47.6	74.8	49.3	48.2	47.8	78	78	5	63	7	0	75	0	3	42.36	
KATHMANDU	29700	2	WISDOM ENGLISH ACADEMY KAL	61.3	62.8	84.8	54.5	62.3	50.6	38	38	15	23	0	0	38	0	0	50.92	
KATHMANDU	29701	1	BAL BODHA SECONDARY SCHOOL	36.7	48.8	52.4	33.7	47.6	40.3	23	23	0	10	10	2	22	0	1	35.35	
KATHMANDU	29702	2	BAL GEETANJALI ENGLISH SCHOO	62.1	65.6	82.8	59.1	69.4	48.6	29	28	18	10	0	0	28	0	0	54.64	
KATHMANDU	29703	2	VIDHYA SADAN ENGLISH SCHOOL	61.6	64.7	87.1	54.1	63.8	49.6	23	23	10	13	0	0	23	0	0	51.52	
KATHMANDU	29704	2	BRIGHT HORIZON CHILDREN S HO	55	62.9	68.2	45.5	57.6	46.9	22	22	3	19	0	0	22	0	0	47.05	
KATHMANDU	29705	2	BRAINLAND ACADEMY MAHANKA	58	61.8	73.8	57.8	63.4	55.7	30	30	9	20	1	0	30	0	0	49.13	
KATHMANDU	29706	2	BANDANA PROGRESSIVE ENGLISH	41.9	51.1	62.1	37.6	52.4	50.6	8	8	0	4	1	0	5	0	3	18.28	
KATHMANDU	29707	2	SAHARA NATIONAL SCHOOL	56.2	48.9	58.1	36.8	67.1	45.6	28	28	3	20	4	0	27	0	1	42.59	
KATHMANDU	29708	2	ARUNI ENGLISH BOARDING SCHOC	50.9	67.1	59.1	46.5	56.9	51.7	15	15	4	5	4	0	13	0	2	37	
KATHMANDU	29709	2	ANMOL JYOTI SECONDARY ENGLI	66.8	73.4	85.9	67.8	71.3	60.5	24	24	21	3	0	0	24	0	0	58.13	
KATHMANDU	29710	2	ASHA MANDIR BOARDING HIGH SC	50.3	46.7	33	32.7	42.7	45	3	3	0	0	2	0	2	0	1	15	
KATHMANDU	29711	2	GYAN JYOTI ACADEMY	56.6	56.2	64.8	37.9	59.4	42.6	27	27	5	17	1	0	23	0	4	37.36	



**PERFORMANCE OF ALL SCHOOLS IN SLC EXAMINATION BY DISTRICTS**  
**2071 BS (2015 AD)**

DISTRICT	SCODE	ST	SCHOOL	AVERAGE MARKS IN COMP. SUBJECTS						STUDENT		PASS DIVISION						WLD	FLD	SEM
				ENG	NEP	MAT	SCI	SOC	HPE	TAP	TAPRD	DIS	FIR	SEC	TIR	PASS				
KATHMANDU	29712	2	GREEN HILL SCHOOL PHARPING	58.3	71.9	70.1	48.9	67.8	54.1	16	16	4	12	0	0	16	0	0	48.75	
KATHMANDU	29713	2	KAVRESTHALI SECONDARY SCHO	35.4	47	36.3	28.3	39.6	32	7	6	0	3	2	0	5	0	1	30	
KATHMANDU	29714	2	KATHMANDU MODEL SCHOOL	55.8	61.5	68.4	41.9	54.2	46	19	19	3	12	3	0	18	0	1	42.04	
KATHMANDU	29715	2	MARVELLOUS ENGLISH BOARDING	59.9	66.4	81.2	57.4	61.6	44.3	46	46	16	27	3	0	46	0	0	49.48	
KATHMANDU	29716	2	MANOHARA ENGLISH SCHOOL	46.1	51.1	44.1	37	53.3	50.7	10	10	0	6	4	0	10	0	0	40.5	
KATHMANDU	29717	2	VIBHUTI VIDYA MANDIR SCHOOL,	60.7	69.7	62.5	43.8	67.9	48.8	10	10	1	8	0	0	9	0	1	39.75	
KATHMANDU	29719	2	LITTLE BUD ENGLISH MEDIUM SEC	57.6	54.6	72.2	54	74.7	57.7	23	23	6	17	0	0	23	0	0	48.91	
KATHMANDU	29720	2	KINDER GARTEN SECONDARY SCH	55.3	57.5	51.7	54.7	57.2	48	12	12	2	8	2	0	12	0	0	45.62	
KATHMANDU	29721	2	CHANDI BHAIRAB SECONDARY SC	25.6	51.3	35.6	32.7	37.9	49.3	21	21	0	6	7	0	13	0	8	15.54	
KATHMANDU	29722	2	CHILDRENS LIBERTY ENGLISH BO	64.7	60.1	81.7	47.9	73.6	56.7	40	39	24	15	0	0	39	0	0	54.23	
KATHMANDU	29723	2	NEPAL MODEL SCHOOL, DHAPASI-	60.8	71.9	69.8	53.1	57.9	47.8	20	20	4	16	0	0	20	0	0	48	
KATHMANDU	29724	2	DALLU AWASIYA VIDHYALAYA	58.6	49.2	68.2	48.5	44.8	41	33	33	2	23	8	0	33	0	0	43.18	
KATHMANDU	29725	2	DURGA BHAWANI ACADEMY	58.8	61.9	72.2	52.5	75.7	54.6	17	17	5	12	0	0	17	0	0	49.41	
KATHMANDU	29726	2	ELIM KIDS ACADEMY MAHARAJGU	59.3	49.7	49	31.4	51.5	48.7	21	21	0	13	1	0	14	0	7	21.96	
KATHMANDU	29727	2	PEOPLES FRIENDSHIP ACADEMY, I	60.6	69	45.7	50	57.4	60.9	7	7	0	6	0	0	6	0	1	35.36	
KATHMANDU	29728	2	MINAR ENGLISH BOARDING SCHO	60.1	66.3	87.3	61.7	70.8	56.2	12	12	7	4	1	0	12	0	0	52.81	
KATHMANDU	29729	2	GOKARNA SECONDARY SCHOOL C	32.8	42.9	30	22.5	41.8	37	31	30	0	0	12	0	12	0	18	0	
KATHMANDU	29730	2	BHIM SECONDARY SCHOOL	38.3	61.5	43.1	43.5	53.6	43.8	24	24	0	12	10	0	22	0	2	34.69	
KATHMANDU	29731	2	PROGRESSIVE ENGLISH PREPARAT	58.7	61.1	71.6	57.1	65.8	54.6	57	57	20	37	0	0	57	0	0	50.26	
KATHMANDU	29732	2	SACRED HEART BOARDING SCHO	60.7	62	85.4	54.8	65	56.1	35	35	16	19	0	0	35	0	0	51.86	
KATHMANDU	29733	2	ANGELS HEART SECONDARY SCH	54.5	68.5	71.5	49.5	59.3	55.4	40	40	11	26	2	0	39	0	1	46.88	
KATHMANDU	29734	2	DAFFODIL BOARDING SCHOOL,SAI	60.8	63	75.2	50.5	59.8	58	63	63	24	37	2	0	63	0	0	50.36	
KATHMANDU	29735	2	PRASHANTI SHIKSHYA SADAN, KA	66.1	63.1	86.4	65.6	64.1	57.3	17	17	10	7	0	0	17	0	0	53.82	
KATHMANDU	29736	2	YAGYAMATI SECONDARY SCHOOL	37.9	50.9	61.2	37.4	59.6	45.1	25	25	2	13	7	1	23	0	2	36.81	
KATHMANDU	29737	2	KMC SCHOOL, SHANKHAMUL BAN	64.1	71.3	78.9	54.5	66.3	63.5	124	124	80	43	0	0	123	0	1	54.13	
KATHMANDU	29738	2	MONASTIC PUBLIC ENGLISH SCHO	53.9	65.9	71.5	37.3	59.7	56.9	26	26	4	20	2	0	26	0	0	46.44	
KATHMANDU	29739	2	GYAN SUDHA ACADEMY, TINTHAN	59.2	62.4	86.7	63.2	71.9	59.7	13	13	8	5	0	0	13	0	0	54.23	
KATHMANDU	29740	1	BAL UDDHAR SECONDARY SCHOC	34.9	64.5	43.7	40.5	47.1	47.5	17	17	0	10	6	0	16	0	1	37.06	
KATHMANDU	29741	2	NAGARJUN VALLEY ACADEMY, NA	57	69.5	80.7	54.4	60.7	56.8	33	33	14	19	0	0	33	0	0	51.36	
KATHMANDU	29742	2	PUSHPA BAL ACADEMY, LAZIMPA	47	45.7	52.8	34.8	58.7	50.2	6	6	0	4	1	0	5	0	1	31.88	

**PERFORMANCE OF ALL SCHOOLS IN SLC EXAMINATION BY DISTRICTS**  
**2071 BS (2015 AD)**

DISTRICT	SCODE	ST	SCHOOL	AVERAGE MARKS IN COMP. SUBJECTS						STUDENT		PASS DIVISION					WLD	FLD	SEM
				ENG	NEP	MAT	SCI	SOC	HPE	TAP	TAPRD	DIS	FIR	SEC	TIR	PASS			
KATHMANDU	29743	2	SIRJANA ENGLISH SCHOOL, JORPA	56	65.4	71.7	54.8	56.2	52.3	30	30	5	24	1	0	30	0	0	47.12
KATHMANDU	29744	2	BAYOCA COMMUNITY SCHOOL, A	48.9	58.9	59.9	41.9	58.2	50.4	16	16	1	13	2	0	16	0	0	44.53
KATHMANDU	29745	2	NEW TULIPS SCHOOL, SURYAKOT	61.8	65.8	74.4	56.7	64.3	59	29	29	9	20	0	0	29	0	0	49.66
KATHMANDU	29746	2	KATHMANDU LITTLE BLOSSOMS P	61.4	66.9	62.9	51.6	60.2	56	9	9	2	7	0	0	9	0	0	48.33
KATHMANDU	29747	2	HARATI SHIKSHA MANDIR, SWOYA	59.9	67.2	82.9	62.3	67.4	55.9	14	14	5	8	0	0	13	0	1	45.54
KATHMANDU	29748	2	THE IMPERIAL ACADEMY, SAMAK	66.6	60.6	87.2	48.4	66	64.1	21	21	11	10	0	0	21	0	0	52.86
KATHMANDU	29749	2	KATHMANDU NEW CASTLE SCHOC	51.7	59.9	58.9	49.7	53.1	38.1	14	13	4	7	2	0	13	0	0	47.88
KATHMANDU	29750	2	MODERN NEPAL ACADEMY, BIJES	56.9	58.1	68.6	46.9	71.4	48.8	9	9	0	9	0	0	9	0	0	45
KATHMANDU	29751	2	HOLY CARE BOARDING SCHOOL, E	55.3	49.9	47.1	27.4	52.9	46	7	7	0	3	3	0	6	0	1	30.54
KATHMANDU	29752	2	HIMALAYA BOARDING SCHOOL, B	54.6	58.1	65.5	48.7	71.5	55.2	51	51	9	39	2	0	50	0	1	45.88
KATHMANDU	29753	1	JANAJAGRITI SECONDARY SCHOO	36	48.6	42.4	25.4	45	42.9	25	25	0	7	3	0	10	0	15	3.15
KATHMANDU	29754	2	CREATIVE ACADEMY, NAYABAZA	62.9	71.8	83.8	56.8	59.1	62	37	37	22	15	0	0	37	0	0	53.92
KATHMANDU	29755	1	CHAMPADEVI SECONDARY SCHOC	35.9	57.9	47.8	30.4	51.9	38.4	20	20	0	5	12	0	17	0	3	28.13
KATHMANDU	29756	2	AXIS INTERNATIONAL SCHOOL, BH	57.9	55.3	59	41	62.5	52	21	21	3	15	2	0	20	0	1	42.86
KATHMANDU	29757	2	NEW HOLY CROSS ENGLISH SECON	53.7	53.9	61.8	26.4	53.8	51.6	16	16	0	11	0	0	11	0	5	23.91
KATHMANDU	29758	2	GREENFIELD NATIONAL SCHOOL, S	62	57.8	82.8	60.2	62.1	57.2	52	52	24	28	0	0	52	0	0	51.92
KATHMANDU	29759	2	NEW DIAMOND ACADEMY HIGH SC	54.8	63.4	72.2	62.5	70.8	60.5	19	19	8	11	0	0	19	0	0	51.32
KATHMANDU	29760	2	SAIPAL ACADEMY, SUKEDHARA	52	61.9	62.1	44.3	53.6	38.5	19	18	3	11	0	0	14	0	4	32.5
KATHMANDU	29761	2	KANTIPUR ACADEMY HIGH SCHOC	53.9	54.1	76.4	50.1	61.2	54	17	17	2	15	0	0	17	0	0	46.76
KATHMANDU	29762	2	SUN FLOWER ACADEMY, DHARMA	59.7	66.3	80.5	49.8	70	57.2	22	22	8	13	1	0	22	0	0	49.94
KATHMANDU	29763	2	WORLD YOUTH INTERNATIONAL S	55.3	52.8	60.9	37.3	57.3	61	39	39	1	29	7	0	37	0	2	39.9
KATHMANDU	29764	2	PEACE NEPAL ACADEMY, JORPATI	57.7	60.6	74.1	53.9	57.6	47.5	21	21	3	18	0	0	21	0	0	47.14
KATHMANDU	29765	2	THE CELEBRATION CO-ED, JORPAT	59.7	63.8	74.6	47.8	80.9	63.1	26	26	11	15	0	0	26	0	0	51.35
KATHMANDU	29766	2	GANGCHEN SAMLING SCHOOL, BC	56.6	61.7	68.8	55.4	69	45.9	25	25	6	18	1	0	25	0	0	48.15
KATHMANDU	29767	2	LALIGURANS BATIKA SCHOOL, BII	61.1	55.6	58.8	41.1	57.8	47.2	17	17	1	14	2	0	17	0	0	44.56
KATHMANDU	29768	2	SHUVAKAMANA ENGLISH BOARDI	52.4	62.2	76.1	51.5	58.9	50.3	16	16	3	12	1	0	16	0	0	47.11
KATHMANDU	29769	2	EKITA INTERNATIONAL SCHOOL, E	66.4	66.6	77.7	49.8	71.5	59.2	10	10	5	4	0	0	9	0	1	45.75
KATHMANDU	29770	2	AGES GRADED ENGLISH SECONDA	46.8	59.6	56.9	45.6	52.9	43	8	8	0	7	1	0	8	0	0	43.59
KATHMANDU	29771	2	APPLE ACADEMY, GYANESHWOR	54	58.8	66.8	60.8	63	57.5	4	4	1	3	0	0	4	0	0	48.75
KATHMANDU	29772	2	ACTIVE ACADEMY BOARDING HIG	59.5	58.6	66.4	45.5	68.4	55.1	14	14	2	10	1	0	13	0	1	41.52

**PERFORMANCE OF ALL SCHOOLS IN SLC EXAMINATION BY DISTRICTS**  
**2071 BS (2015 AD)**

DISTRICT	SCODE	ST	SCHOOL	AVERAGE MARKS IN COMP. SUBJECTS						STUDENT		PASS DIVISION					WLD	FLD	SEM
				ENG	NEP	MAT	SCI	SOC	HPE	TAP	TAPRD	DIS	FIR	SEC	TIR	PASS			
KATHMANDU	29773	2	NIMBLE ENGLISH BOARDING SCH	49.8	49.4	60	47.7	57.2	43.9	23	22	1	19	1	0	21	0	1	42.1
KATHMANDU	29774	2	LOYALTY ACADEMY, MANDIKHA	65.1	61.4	89.6	63.8	66.8	56.3	57	57	41	16	0	0	57	0	0	55.79
KATHMANDU	29775	1	JANA VIKASH SECONDARY SCH	30.9	55.1	41.4	34	53.5	43.6	20	19	0	9	6	0	15	0	4	27.24
KATHMANDU	29776	2	RARA AAWASIYA MADHYAMIK VI	58.5	68.8	85.3	54.6	61.6	59.2	10	10	4	6	0	0	10	0	0	51
KATHMANDU	29777	1	MANGALA DEVI SECONDARY SCH	46.5	68.2	54	44.6	53.1	50.2	17	17	1	9	7	0	17	0	0	41.25
KATHMANDU	29778	2	JAGATSUNDAR BWONEKUTHI, CH	52.8	52.8	67.8	35.5	64.9	38.3	13	13	1	8	3	0	12	0	1	38.37
KATHMANDU	29779	2	NOBEL VILLAGE ENGLISH BOARD	56.4	54	69.7	49.3	58.9	47.9	27	27	6	20	0	0	26	0	1	45.83
KATHMANDU	29780	2	AMAN ENGLISH BOARDING SCH	12.3	14.2	5.8	5.3	16.1	10	100	36	0	0	2	0	2	1	33	-18.8
KATHMANDU	29781	1	DHUMRABARAH SECONDARY SCH	37.6	53.8	46.3	25.7	50.2	33	41	41	0	12	14	0	26	0	15	16.46
KATHMANDU	29782	2	CHARUMATI ENGLISH SECONDAR	29.4	31.6	29	21.6	31.9	24.9	14	12	0	1	4	1	6	0	6	5.75
KATHMANDU	29783	2	PRO ED INTERNATIONAL SCHOOL,	58.5	50	82	55.3	63.8	57.2	6	6	1	5	0	0	6	0	0	47.5
KATHMANDU	29784	2	GYANDEEP SHIKSHA SADAN, GAU	62.1	69.7	80.6	67.7	67.5	59.3	14	14	9	5	0	0	14	0	0	54.64
KATHMANDU	29785	2	ST. XAVIERS ENGLISH ACADEMY,	56.6	63.2	68.4	52.8	52.7	48.6	27	27	2	21	3	0	26	0	1	42.36
KATHMANDU	29786	2	SAGARMATHA EDUCATIONAL ACA	60.9	69.9	94.6	59.1	74.6	56.8	36	36	29	7	0	0	36	0	0	57.08
KATHMANDU	29787	2	NEW HORIZON ACADEMY, MACH	61.1	62.9	69	52.3	48.6	57.4	50	50	9	41	0	0	50	0	0	47.7
KATHMANDU	29788	2	HIMALAYAN ACADEMY, MAITRI	59.9	65.8	80.9	57.1	65.1	53	9	9	3	6	0	0	9	0	0	50
KATHMANDU	29789	3	VISWA NIKETAN HIGHER SECOND	21	26.9	13.5	9.6	23.7	14	27	20	0	0	1	1	2	0	18	-17.4
KATHMANDU	29790	2	MERIDIAN INTERNATIONAL SCH	63.2	67.2	85	57.8	68.3	54.2	138	138	94	43	0	0	137	0	1	54.73
KATHMANDU	29791	2	GOLDEN FLOWER GARDEN SCH	55.8	60.8	80.2	62.8	69.8	59.5	12	12	6	6	0	0	12	0	0	52.5
KATHMANDU	29792	2	HONOUR INTERNATIONAL SCHOO	60.8	62.9	75.2	62	64.9	46.6	13	13	4	8	1	0	13	0	0	48.75
KATHMANDU	29793	4	BUDDHA NAMUNA BAIKALPIC SCH	28.6	35	25.5	20.2	33.6	25.5	186	176	0	2	38	11	51	0	124	-6.55
KATHMANDU	29795	2	REED MODEL SCHOOL, ICHANGU	65.4	67.2	88.1	58.4	72.1	59.8	49	49	39	10	0	0	49	0	0	56.94
KATHMANDU	29796	2	ABHIYAN PUBLIC SCHOOL BASAN	55.8	59.5	79	57.7	54.1	45.3	19	19	3	16	0	0	19	0	0	47.37
KATHMANDU	29797	2	ZENITH INTERNATIONAL ENGLISH	53.5	54.8	59.1	38.4	41.1	41.3	20	20	1	10	4	0	15	0	5	26.63
KATHMANDU	29799	2	EVER YOUNG ENGLISH ACADEMY	53.3	62	63.9	43	55	52.7	9	9	1	5	3	0	9	0	0	42.92
KATHMANDU	29800	2	COSMIC INTERNATIONAL ACADEM	60.1	64.3	71.3	48.2	60.5	54.1	53	53	14	39	0	0	53	0	0	48.96
KATHMANDU	29801	2	KAUSHAL ENGLISH BOARDING SC	58.5	66.6	77.8	57.4	62.4	54.4	32	32	15	16	1	0	32	0	0	51.68
KATHMANDU	29802	2	EVER VISION SCHOOL MATATIRTH	52.1	60.8	66.1	44.9	55.1	45.7	71	71	10	55	5	0	70	0	1	45.37
KATHMANDU	29803	2	PEACE LAND ACADEMY MANAMA	58.8	67.1	79.7	49.6	66.4	54.7	14	14	5	8	0	0	13	0	1	45.54
KATHMANDU	29804	2	NERIC ACADEMY SHANKHAMUL,	60.1	63.3	83.8	62.4	60.5	49.6	27	27	13	13	1	0	27	0	0	51.81

**PERFORMANCE OF ALL SCHOOLS IN SLC EXAMINATION BY DISTRICTS**  
**2071 BS (2015 AD)**

DISTRICT	SCODE	ST	SCHOOL	AVERAGE MARKS IN COMP. SUBJECTS						STUDENT		PASS DIVISION					WLD	FLD	SEM
				ENG	NEP	MAT	SCI	SOC	HPE	TAP	TAPRD	DIS	FIR	SEC	TIR	PASS			
KATHMANDU	29805	2	BRIGHT HEAVEN BOARDING SCH	51.9	54	63.3	47.4	66.2	51.3	31	31	5	25	1	0	31	0	0	47.06
KATHMANDU	29806	2	KAMANA INTERNATIONAL SCHOO	54	58.9	67.4	53.6	62.1	53.4	16	16	1	13	1	0	15	0	1	41.02
KATHMANDU	29807	2	AASTHA VIDYA MANDIR BANASTH	63.9	52.2	81.4	49.1	56.2	58.5	15	15	4	11	0	0	15	0	0	49
KATHMANDU	29808	2	WHIZ KIDS INTERNATIONAL SCHO	64.8	69.7	91.8	64.7	72	49.7	24	24	19	5	0	0	24	0	0	56.87
KATHMANDU	29809	2	URSA MAJOR CHILDRENS ACADEM	55.9	52.4	62.8	41.6	55	44.2	13	13	1	8	3	0	12	0	1	38.37
KATHMANDU	29810	2	SANDRA NAMUNA VIDHYALAYA S	28.3	31.9	23.1	17.1	34.2	26.5	271	252	0	11	42	2	55	1	195	-9.63
KATHMANDU	29811	2	GLOBAL PUBLIC SCHOOL MANOHA	61.4	70.7	79.1	50.5	55.6	61.1	48	48	16	32	0	0	48	0	0	50
KATHMANDU	29812	2	BIG BUDDHA NATIONAL ACADEM	60.9	63	77.4	37	65.3	49.1	7	7	0	7	0	0	7	0	0	45
KATHMANDU	29813	2	NEPAL POLICE SCHOOL SAMAKHU	57.9	62.8	83.6	61.4	52.6	59	52	52	21	30	1	0	52	0	0	50.84
KATHMANDU	29814	2	LEADS ACADEMY SINAMANGAL	56.8	66.9	65.1	42.1	59.1	51.9	17	17	3	11	3	0	17	0	0	45.66
KATHMANDU	29815	2	BHAKTI INTERNATIONAL ACADEM	58.2	53.7	73.9	52.2	54.9	57.6	15	15	3	12	0	0	15	0	0	48
KATHMANDU	29816	2	ARUN DEEP ACADEMY NEW BANF	58.6	52.5	60	44.9	59.3	53.2	21	21	2	17	1	0	20	0	1	42.68
KATHMANDU	29817	2	HEMS SCHOOL, RATOPUL	55.3	57.3	64	50.6	57.1	47	23	22	8	13	0	0	21	0	1	47.39
KATHMANDU	29818	2	JYOTI ACADEMY SITAPAILA	66.1	61.3	84.6	54.6	65.1	59.4	17	17	10	7	0	0	17	0	0	53.82
KATHMANDU	29819	2	BASIC LEARNING ENGLISH HIGH S	53.9	67.1	79.4	46.2	46.6	49.1	19	19	3	14	1	0	18	0	1	43.22
KATHMANDU	29820	2	APOLLO INTL ACADEMY TINKUNE	60.9	63.4	58.3	47.8	57.8	48.8	16	16	3	11	1	0	15	0	1	42.89
KATHMANDU	29821	2	MADAN BHANDARI MEMORIAL SC	59.5	58	71	50.3	71.7	55.3	29	29	7	22	0	0	29	0	0	48.62
KATHMANDU	29822	2	NEXUS INTERNATIONAL ACADEM	61.3	71.8	74.5	53.2	68.2	59	56	56	24	32	0	0	56	0	0	51.43
KATHMANDU	29823	1	SITAPAILA MA VI SITAPAILA	39.8	57.8	49.4	38.5	50.5	43.9	24	24	0	13	7	0	20	0	4	30.47
KATHMANDU	29824	2	GYANSINDHU ACACEMY	57.6	59.4	81.8	55.1	70.9	51.9	36	36	11	25	0	0	36	0	0	49.58
KATHMANDU	29825	2	CHILDREN HERALD ACADEMY MA	58.3	59.1	86.2	52.8	59.2	49.3	17	17	7	10	0	0	17	0	0	51.18
KATHMANDU	29826	2	CONTINENTAL ACADEMY, BANESI	60.1	63.9	85.5	63.4	59.4	44.2	12	12	4	8	0	0	12	0	0	50
KATHMANDU	29827	2	AVANT GARDE SCHOOL KULESHW	51.4	58.6	59.6	45	57.6	47.2	5	5	0	4	0	0	4	0	1	31.5
KATHMANDU	29828	2	AWARENESS INTERNATIONAL ACA	62.3	71	85.6	60	65.8	60.8	55	55	43	12	0	0	55	0	0	56.73
KATHMANDU	29829	2	LORDS LIGHT ACADEMY BAUDDH	62.4	63.9	83.2	50.4	69.2	46.3	40	40	13	27	0	0	40	0	0	49.88
KATHMANDU	29830	2	ALBERT ENGLISH BOARDING SCH	57.3	61.7	67	44.9	65.5	56.1	15	15	2	13	0	0	15	0	0	47
KATHMANDU	29831	2	GATEWAY ACADEMY, PEPSICOLA	60.8	69.2	79.7	49.7	66.5	63.2	22	22	10	10	2	0	22	0	0	50.8
KATHMANDU	29832	2	MANMOHAN MEMORIAL SCHOOL	55.8	41.2	57.3	33.8	56.3	49.3	12	12	2	3	1	0	6	0	6	12.81
KATHMANDU	29833	2	SAI TRINITY SCHOOL, KOTESHW	59.8	59.5	55.3	42.8	56.8	50.3	4	4	0	4	0	0	4	0	0	45
KATHMANDU	29834	2	GANDAKI PUBLIC BOARDING SCH	60	73.9	78.9	56.6	58.7	55.8	28	28	10	18	0	0	28	0	0	50.36

**PERFORMANCE OF ALL SCHOOLS IN SLC EXAMINATION BY DISTRICTS**  
**2071 BS (2015 AD)**

DISTRICT	SCODE	ST	SCHOOL	AVERAGE MARKS IN COMP. SUBJECTS						STUDENT		PASS DIVISION						WLD	FLD	SEM
				ENG	NEP	MAT	SCI	SOC	HPE	TAP	TAPRD	DIS	FIR	SEC	TIR	PASS				
KATHMANDU	29835	2	MISSION PUBLIC SCHOOL, BOUDHA	53.6	58.1	66.8	51.3	73.1	51.3	18	18	5	11	0	0	16	0	2	41.67	
KATHMANDU	29836	2	BIBHUTI PRAGYA NIKETAN, KAPADA	53.4	53.8	55.1	41.2	61.8	41.3	28	28	0	19	5	0	24	0	4	33.35	
KATHMANDU	29837	3	GRAM SHIKSHYA MANDIR MA VI, K	28.2	38.2	17.6	21.5	34.2	33.4	73	69	0	3	9	0	12	0	57	-12.2	
KATHMANDU	29838	2	BUDHANILKANTHA MODEL COMM	54.1	61	62.9	34.1	66.4	48.3	33	33	7	20	1	0	28	0	5	37.61	
KATHMANDU	29839	2	GYAN JYOTI MAHILA BIDYALAYA	30	41.3	22.2	12.1	44	28.7	35	35	0	1	3	0	4	0	31	-15.8	
KATHMANDU	29840	5	UTPRERANA WOMAN SECONDARY	17.9	32.8	20.7	14.7	31.2	26.7	48	46	0	2	1	1	4	0	42	-17.3	
KATHMANDU	29841	3	SHIKHARAPUR MA VI PHARPING (	20	38.6	14.6	8.1	21.9	22.3	18	15	0	0	0	0	0	0	15	-22.5	
KATHMANDU	29842	3	HALCHOK MA VI HALCHOK (OPEN	20.5	29.7	14.2	11.2	27	17.6	31	24	0	1	1	0	2	0	22	-17.3	
KATHMANDU	29844	2	AUM SCHOOL CHAPALI BHADRA	59.3	60.1	79.3	52.6	69.1	54.2	11	11	3	8	0	0	11	0	0	49.09	
KATHMANDU	29845	2	NATIONAL UNITED SCHOOL HATTI	63.3	67.6	80	55.4	57.9	50	53	53	14	39	0	0	53	0	0	48.96	
KATHMANDU	29846	2	BUDDHA PASUPATI ACADEMY, BA	49.3	52.3	46	38.3	55.5	32.5	4	4	0	2	1	0	3	0	1	25.31	
KATHMANDU	29848	2	HERITAGE HIGH ACADEMY CHABA	57.2	66.5	70.4	45.8	64.5	49.9	22	22	3	17	2	0	22	0	0	46.02	
KATHMANDU	29849	2	KANTIPUR ENGLISH ACADEMY GO	61.6	72.5	87.5	66.5	61.1	65.6	22	22	18	4	0	0	22	0	0	57.27	
KATHMANDU	29850	2	SOUTHERN PARADISE ENGLISH BC	54	60.7	71.3	50.7	61	51.4	11	11	3	7	1	0	11	0	0	48.07	
KATHMANDU	29851	2	EDIFY INTERNATIONAL SCHOOL, K	50.2	61.4	75.7	41.6	57	50	18	18	3	13	1	0	17	0	1	43.13	
KATHMANDU	29852	4	BIBHUTI BAIKALPIK VIDHALAYA (	34.3	32.6	28.3	21.3	45	37.1	210	195	1	15	77	0	93	0	102	5.33	
KATHMANDU	29853	2	ROYAL PUBLIC SCHOOL	65.7	74.6	91.5	65.1	69.7	56.7	21	21	19	2	0	0	21	0	0	58.57	
KATHMANDU	29854	2	TRIVENI PUBLIC HIGH SCHOOL, M	52.1	50.7	62.9	31.1	51.5	53.9	15	15	1	8	4	0	13	0	2	34	
KATHMANDU	29855	2	GOLDEN RAYS ACADEMIC FOUND	52.8	53	61.5	50.5	48.1	50.6	8	8	0	7	0	0	7	0	1	36.56	
KATHMANDU	29856	2	FUSION ACADEMY, BUDHANILKAN	55.3	63.3	71.7	49	69.8	55.5	12	12	5	5	1	0	11	0	1	44.69	
KATHMANDU	29857	2	NATIONAL PIONEER ACADEMY, M	60.3	56.3	67.5	53.1	59.1	48.4	8	8	0	8	0	0	8	0	0	45	
KATHMANDU	29858	2	DIKSHANTA ACADEMY, SUKEDHA	47.9	56.5	63.2	36.3	68.8	47.9	29	28	5	17	2	0	24	0	4	37.23	
KATHMANDU	29859	2	VIDHYA BIKASH ENGLISH SCHOOL	62.7	63.7	86.2	57.5	63.8	57.8	13	13	6	7	0	0	13	0	0	51.92	
KATHMANDU	29860	2	CHARLES DARWIN ACADEMY, JOR	59.1	66.8	89.6	56.8	65	59.1	20	20	14	6	0	0	20	0	0	55.5	
KATHMANDU	29861	2	WINSOME ENGLISH BOARDING SC	56.8	64.9	80.3	62.4	61.1	55.9	36	36	18	18	0	0	36	0	0	52.5	
KATHMANDU	29862	2	ORCHID PUPIL BOARDING SCHOOL	54.2	60.8	68.7	55	62.9	55.4	9	9	2	7	0	0	9	0	0	48.33	
KATHMANDU	29863	2	BIDHYA SAGAR ENGLISH BOARDIN	62.5	58.1	79.6	50.5	65.8	52.6	23	23	7	16	0	0	23	0	0	49.57	
KATHMANDU	29864	2	EKATA JAMES ENGLISH ACADEMY	60	65.2	81.9	63.7	71.7	49.8	17	17	10	7	0	0	17	0	0	53.82	
KATHMANDU	29865	2	EYELENS ENGLISH HIGH SCHOOL,	43.7	51.2	59.6	34.2	60.5	43.2	13	13	0	10	2	0	12	0	1	38.08	
KATHMANDU	29866	2	READERS INTERNATIONAL MODE	62.6	51.3	74.8	43.3	60.2	51.4	22	22	4	16	1	0	21	0	1	44.15	

**PERFORMANCE OF ALL SCHOOLS IN SLC EXAMINATION BY DISTRICTS**  
**2071 BS (2015 AD)**

DISTRICT	SCODE	ST	SCHOOL	AVERAGE MARKS IN COMP. SUBJECTS						STUDENT		PASS DIVISION						WLD	FLD	SEM
				ENG	NEP	MAT	SCI	SOC	HPE	TAP	TAPRD	DIS	FIR	SEC	TIR	PASS				
KATHMANDU	29867	2	BRIGHTZONE INTERNATIONAL SCH	64	50.7	77	49.7	55.3	45.7	3	3	0	3	0	0	3	0	0	45	
KATHMANDU	29868	2	ST. GEORGE INTERNATIONAL SCH	56.9	59.3	72.5	49.6	59.8	46.3	23	23	6	10	7	0	23	0	0	45.49	
KATHMANDU	29869	1	ANAND BHAIKAB SECONDARY SCH	41.4	59.3	45.3	33.5	56.9	48.3	30	30	0	23	5	0	28	0	2	38.63	
KATHMANDU	29870	2	BIR BHAKTI ACADEMY, BALAJU-16	50.5	52.1	70.1	43.2	46.5	39.8	13	13	1	7	5	0	13	0	0	41.83	
KATHMANDU	29871	2	ELYSIAN FIELDS SCHOOL, BANAS	63.3	61.3	74.8	52.9	67.5	59.9	8	8	3	5	0	0	8	0	0	50.63	
KATHMANDU	29872	2	NEW SHRINE ACADEMY, NEW BAN	54.9	42.2	52.2	32.2	65.2	41.6	26	26	1	14	6	0	21	0	5	30	
KATHMANDU	29873	2	KUMARI SHISHU SADAN BOARDIN	50.2	47	68.6	45.5	59.1	42.5	15	15	0	10	4	0	14	0	1	37.5	
KATHMANDU	29874	2	ASHRAYA VIDHYA SADAN, BHIMS	54.9	61.9	73.9	47.8	48.9	47.6	14	14	2	11	1	0	14	0	0	46.34	
KATHMANDU	29875	2	GORAKSHYA NIKHIL JYOTI DIVYA	61	57	74.5	42.7	62.4	51	25	25	4	17	2	0	23	0	2	41.1	
KATHMANDU	29876	2	ADARSHA PUNJA SHIKSHA SADAN	66.6	67	78.9	63.5	76.5	63.8	10	10	9	1	0	0	10	0	0	58.5	
KATHMANDU	29877	2	LANDMARK EDUCATIONAL FOUNI	57.8	64.4	76	47.4	65.9	58.5	10	10	1	9	0	0	10	0	0	46.5	
KATHMANDU	29878	2	SHOVA BHAGAWATI ENGLISH SCH	54.9	57.5	69.5	58.6	63.8	50.6	17	17	3	14	0	0	17	0	0	47.65	
KATHMANDU	29879	2	NEW VISION ACADEMY, KOTESHW	61	64.8	73.9	52.3	62.2	59.1	29	29	11	18	0	0	29	0	0	50.69	
KATHMANDU	29880	2	NAVA JEEWAN SHISHU NIKETAN, 1	58.8	61.9	80.1	47.8	62.3	58.2	23	23	7	16	0	0	23	0	0	49.57	
KATHMANDU	29881	2	SAINT JOSEPH'S SCHOOL, GOLDUN	54.1	70.5	76.3	57.4	58.3	58	15	15	2	13	0	0	15	0	0	47	
KATHMANDU	29882	2	GREYFORT INTERNATIONAL SCHO	44.3	44.7	36.3	15.3	44.3	34.7	3	3	0	0	2	0	2	0	1	15	
KATHMANDU	29883	2	VISHWA SHANTI VIHARA, NEW BA	32.1	48.4	32.4	15.9	55.6	44.6	7	7	0	0	3	0	3	0	4	1.61	
KATHMANDU	29884	2	PIONEER SCHOLARS' ACADEMY, B	53.8	49.2	54.6	33.2	58	53.8	5	5	0	4	0	0	4	0	1	31.5	
KATHMANDU	29885	2	ST. PAUL INTERNATIONAL SCHOOL	59.1	60.9	75	56.2	61.9	54.9	18	18	7	9	1	0	17	0	1	46.46	
KATHMANDU	29886	1	SIDDESHWOR SECONDARY SCHO	41.5	59.5	40.4	33.5	61.9	48.3	27	27	0	12	8	0	20	0	7	24.17	
KATHMANDU	29887	2	ELIXIR ACADEMY, KUMARIGAL-7	70.7	64.7	94.7	66.2	71.1	63.2	21	21	20	1	0	0	21	0	0	59.29	
KATHMANDU	29888	2	BASUNDHARA NATIONAL ACADEN	55.7	58	80	39.5	67.3	51.3	20	20	7	12	0	0	19	0	1	46.88	
KATHMANDU	29889	2	NAMO BUDDHA INT'L MODEL SCH	53.7	46.4	49.6	41.6	56.3	35.6	7	7	0	3	2	0	5	0	2	22.5	
KATHMANDU	29890	2	LIVING WORD ACADEMY, JORPATI	53.5	67.4	71.1	42.8	67.7	45.9	22	22	0	22	0	0	22	0	0	45	
KATHMANDU	29892	1	CHETANA MAHILA MADHYAMIC B	25.2	37.8	25.1	18.1	40.9	25.4	34	32	0	3	8	0	11	0	21	-2.11	
KATHMANDU	29893	2	MOUNT RADIANT ENGLISH BOAR	55	59.3	79.9	43	51.8	48.3	11	11	0	10	1	0	11	0	0	43.98	
KATHMANDU	29894	2	CHANDRABINDU INTERNATIONAL	64.8	67	73.8	67	71.5	59.8	6	6	3	3	0	0	6	0	0	52.5	
KATHMANDU	29895	2	GOOD START ACADEMY, GONGAB	48.6	54.5	76.8	27.6	48.6	44.5	18	18	1	11	0	0	12	0	6	23.33	
KATHMANDU	29896	2	ODYSSEY INT'L ACADEMY	61.3	61.6	77	55.3	65.8	52.1	14	14	4	10	0	0	14	0	0	49.29	
KATHMANDU	29897	2	SOUVENIR BOARDING SCHOOL, DE	58.6	63.2	66.8	44.6	52.1	35.6	17	17	2	12	1	0	15	0	2	38.16	

**PERFORMANCE OF ALL SCHOOLS IN SLC EXAMINATION BY DISTRICTS**  
**2071 BS (2015 AD)**

DISTRICT	SCODE	ST	SCHOOL	AVERAGE MARKS IN COMP. SUBJECTS						STUDENT		PASS DIVISION						WLD	FLD	SEM
				ENG	NEP	MAT	SCI	SOC	HPE	TAP	TAPRD	DIS	FIR	SEC	TIR	PASS				
KATHMANDU	29898	2	LUNAR ENGLISH BOARDING SCH	62.9	64.7	72.4	59.5	57.5	52.9	12	12	4	8	0	0	12	0	0	50	
KATHMANDU	29899	2	TRIRATNA AWASIYA VIDYALAYA,	57.6	52.7	65	58.3	61.6	49.4	33	33	1	28	4	0	33	0	0	44.09	
KATHMANDU	29900	2	NEW CREATIVE ENGLISH BOARDIN	62	49.3	70.3	49	57	56	3	3	0	3	0	0	3	0	0	45	
KATHMANDU	29901	2	LITTLE GENIUS ENGLISH SECONDA	54.7	38.5	76	36.9	61.9	55.7	10	10	1	8	1	0	10	0	0	45.38	
KATHMANDU	29902	2	JEEVAN JYOTI SECONDARY SCHOC	59	75.8	74.3	54.2	63.3	57.7	6	6	3	3	0	0	6	0	0	52.5	
KATHMANDU	29903	2	THE EXCEL PUBLIC SECONDARY S	51.4	48.7	67.1	40.8	59	52	28	28	10	6	4	0	20	0	8	29.46	
KATHMANDU	29904	2	BLOOMING BUDS INTERNATIONAL	61	64.1	74.3	46	68.7	55.4	15	15	4	10	1	0	15	0	0	48.25	
KATHMANDU	29905	2	SCHEMS PUBLIC SCHOOL, MAHAR	48.9	42	37.3	28.7	39.4	38.6	9	9	0	2	3	0	5	0	4	11.25	
KATHMANDU	29906	2	COSMOPOLITAN ENGLISH BOARDI	48.3	51.7	41.8	34.7	47.9	40	9	9	1	2	3	0	6	0	3	20.42	
KATHMANDU	29907	2	KAVYA SCHOOL, NEW BANESHW	63.1	61.6	85.6	60	72.8	51	30	30	22	8	0	0	30	0	0	56	
KATHMANDU	29908	2	JALUPA SECONDARY SCHOOL, GO	59.6	68.5	75.8	62.9	64.8	58.4	37	37	17	20	0	0	37	0	0	51.89	
KATHMANDU	29909	2	SIDDHARTHA MODEL SCHOOL, MA	56	73.1	77.2	46.2	52.1	52.4	9	9	1	8	0	0	9	0	0	46.67	
KATHMANDU	29910	2	PATHSALA NEPAL FOUNDATION, N	63.7	68	77.6	51.5	61.9	61.8	59	58	23	35	0	0	58	0	0	50.95	
KATHMANDU	29911	2	THE ACME ACADEMY, OLD BANES	63	60.3	64.7	41.3	64.7	58	3	3	1	2	0	0	3	0	0	50	
KATHMANDU	29912	4	SHREE SIDDARTHA BAIKALPIC SCI	28.8	34.5	22.4	16.1	34.5	22.6	198	181	0	13	30	2	45	0	136	-7.81	
KATHMANDU	29913	4	SARASWATI ALTERNATIVE SCHOC	28.5	33.7	29.9	14.7	41.5	28.4	199	192	0	11	29	6	46	0	146	-8.68	
KATHMANDU	29914	4	BAGMATI ALTERNATIVE SECONDA	26.9	34	23.4	15.2	37.9	29.7	395	369	0	11	67	2	80	0	289	-10	
KATHMANDU	29915	1	UJYALO VIDHA GRIHA (OL), KALO	38.6	46.7	43	30.6	47.2	37.6	250	240	0	79	118	4	201	1	38	28.24	
KATHMANDU	29916	4	SAHAYOGI PATHSHALA BAIKALPI	26	35.3	23.5	13.9	28.9	29.5	197	188	0	3	33	3	39	0	149	-10.8	
KATHMANDU	29919	2	EDEN BRIDGE ACADEMY, DHAPAS	58.5	60.9	68.2	47.8	71.3	49.1	15	15	3	11	1	0	15	0	0	47.25	
KATHMANDU	29920	4	SANJEEVANI BAIKALPIK VIDYALA	27.4	38.1	21	18.9	31.2	30.7	170	151	0	7	33	2	42	0	107	-6.16	
KATHMANDU	29921	2	HIMALAYAN HELPLESS CHILD AC	54.5	56.8	59.9	39.4	59.2	49.3	18	18	1	11	3	0	15	0	3	32.71	
KATHMANDU	29922	4	JANASEWA ALTERNATIVE SCHOOL	32.2	35.8	33.2	23.5	31.9	32.6	150	137	1	11	52	4	68	0	69	6.23	
KATHMANDU	29923	4	VAISHNABI ALTERNATIVE SCHOOL	26.8	34.4	22.5	10.3	39.5	22.8	221	199	0	3	14	0	17	1	180	-17.3	
KATHMANDU	29924	2	HOLY ANGELS' PUBLIC SCHOOL, JO	59.4	70.2	93.9	55.3	64.9	60	17	17	15	2	0	0	17	0	0	58.24	
KATHMANDU	29925	2	PANCHAYAN CELESTIAL SCHOOL,	59	61.4	82.6	53.9	59.5	55.5	16	16	8	8	0	0	16	0	0	52.5	
KATHMANDU	29926	2	AMBASSADOR ACADEMY, JORPAT	56	51.8	58.7	47.6	51.3	48.9	26	26	3	16	7	0	26	0	0	43.7	
KATHMANDU	29927	2	BEST GROUP VISION ENGLISH SCH	56	64	69.2	35.6	57	54.1	29	29	5	21	0	0	26	0	3	40.6	
KATHMANDU	29928	2	SNOWLAND RANG LIGHT OF EDUC	50.8	53.2	54.9	33.3	63.6	41.4	18	18	1	9	3	0	13	0	5	25.21	
KATHMANDU	29929	2	FAIRYLAND (APSARA) BOARDING	55.9	46.3	69.2	44.1	57.8	44.1	17	17	2	12	3	0	17	0	0	44.78	

**PERFORMANCE OF ALL SCHOOLS IN SLC EXAMINATION BY DISTRICTS**  
**2071 BS (2015 AD)**

DISTRICT	SCODE	ST	SCHOOL	AVERAGE MARKS IN COMP. SUBJECTS						STUDENT		PASS DIVISION					WLD	FLD	SEM
				ENG	NEP	MAT	SCI	SOC	HPE	TAP	TAPRD	DIS	FIR	SEC	TIR	PASS			
KATHMANDU	29930	2	TIMES ACADEMY, BOHARATAR	48.3	56.5	69.1	37.1	52.4	45.7	10	10	0	8	2	0	10	0	0	42.75
KATHMANDU	29931	2	HIGHLAND ENGLISH SECONDARY	52.9	64.2	83.4	44.1	57.9	52.4	21	21	3	17	1	0	21	0	0	46.61
KATHMANDU	29932	2	AAGAMAN ACADEMY SECONDAR	50.3	54.5	60.9	42.3	62.5	49.5	24	24	2	16	4	0	22	0	2	38.75
KATHMANDU	29933	2	GOOD SHEPHERD SCHOOL, KOTES	60.3	62	77.3	36.5	66.5	47.5	4	4	0	4	0	0	4	0	0	45
KATHMANDU	29934	2	PARADIGM PUBLIC SCHOOL, SAMA	45.3	50.3	49.8	21.4	45.3	36.1	8	8	1	2	1	0	4	0	4	11.72
KATHMANDU	29935	2	VIDHYA SANSKAR SCHOOL, NEW I	65.9	64.4	81.6	53.6	77.5	54.9	66	66	40	25	0	0	65	0	1	53.07
KATHMANDU	29936	2	COLUMBUS INTERNATIONAL SCH	53.2	53	69.2	59.3	58.3	42.7	6	6	0	6	0	0	6	0	0	45
KATHMANDU	29937	2	LARKE AABASIYA VIDHYALAYA, C	63.5	62.3	72.9	55.2	48.5	55.2	20	20	4	16	0	0	20	0	0	48
KATHMANDU	29938	2	JYOTI SHIKSHA SADAN AABASIYA	55.7	68.8	77.5	48.8	67.9	46	10	10	3	7	0	0	10	0	0	49.5
KATHMANDU	29939	2	MOUNT SUMMIT BOARDING SCHO	50.3	52	72.2	46.4	47.3	52.6	21	21	2	16	3	0	21	0	0	44.82
KATHMANDU	29940	2	PRAXIS INTERNATIONAL ACADEM	49.5	55.6	69.8	56.1	58.3	50.6	24	21	9	12	0	0	21	0	0	51.43
KATHMANDU	29942	2	CREATIVE ENGLISH SCHOOL, CHA	62.6	58.4	83.3	56.3	59.2	58.8	12	12	4	8	0	0	12	0	0	50
KATHMANDU	29943	2	CARINA INTERNATIONAL ACADEM	48.2	48.9	64.3	38.7	52.6	47.6	12	12	0	10	2	0	12	0	0	43.13
KATHMANDU	29944	2	BHIMESHWOR ACADEMY, GOTHAT	51.2	67.6	79.3	40	56	55.2	9	9	1	8	0	0	9	0	0	46.67
KATHMANDU	29945	2	PATHFINDER CO-ED SCHOOL, BAT	58.2	47	60.2	47.7	60.7	46.1	26	26	4	11	8	0	23	0	3	36.06
KATHMANDU	29946	2	ARADHANA ACADEMY, SAMAKHU	47.3	52.5	61.5	37.3	59.1	49.9	12	12	1	9	1	0	11	0	1	39.69
KATHMANDU	29947	2	RADIANT PUBLIC BOARDING SCH	59.8	67.4	85	51.8	60.9	58.6	26	26	14	12	0	0	26	0	0	53.08
KATHMANDU	29948	2	WHITE HEAVEN ACADEMY, SAMA	51.6	58.3	65.6	49.6	57.2	53	10	10	2	6	0	0	8	0	2	34.5
KATHMANDU	29949	2	GREEN VILLAGE EDUCATION FOU	63.5	65.8	79	64.1	69.2	53.6	30	30	16	14	0	0	30	0	0	53
KATHMANDU	29951	2	PIONEER INTERNATIONAL PUBLIC	48.6	56.2	67.8	34.9	42.1	41.2	18	18	0	11	5	0	16	0	2	34.37
KATHMANDU	29952	2	LEARNING ZONE ACADEMY, GONG	54.6	61.7	73.2	58.3	45.9	58.7	18	18	3	15	0	0	18	0	0	47.5
KATHMANDU	29954	2	UTTAR BAHINI BOARDING SCHOOL	66.8	71.5	77.6	49	63.4	65.1	10	10	3	7	0	0	10	0	0	49.5
KATHMANDU	29955	2	GLORIA SCHOOL, BALKHU-14	61	67.4	85.9	65.1	63.8	57.9	10	10	4	6	0	0	10	0	0	51
KATHMANDU	29956	2	ORACLE RAY ACADEMY, SAMAKH	52.2	56.3	62	43.3	59.8	42.3	6	6	0	5	0	0	5	0	1	33.75
KATHMANDU	29957	2	MANGAL ENGLISH SCHOOL, SINAM	59.2	67	65	52.7	61	50.7	11	11	4	5	1	0	10	0	1	43.3
KATHMANDU	29958	2	PRASPHUTAN INTERNATIONAL AC	54.2	61.1	68.1	39.4	59.4	53.8	33	33	2	30	1	0	33	0	0	45.57
KATHMANDU	29959	2	OM VAJRA PUBLIC SCHOOL, JORPA	52.4	60	66.5	45	65.5	58	22	22	2	20	0	0	22	0	0	46.36
KATHMANDU	29960	1	SHREE BHIMSENGOLA SECONDAR	32.9	50.9	37.3	32.2	39.1	36.9	38	38	1	6	22	0	29	0	9	22.89
KATHMANDU	29961	2	JAGRITI ACADEMY, JADIBUTI	63.6	69.5	66.6	51.7	65.6	57	11	11	3	8	0	0	11	0	0	49.09
KATHMANDU	29962	2	TARA SADAN ENGLISH SCHOOL, P	58.1	52.9	66	44.3	65.6	49.1	19	19	1	18	0	0	19	0	0	45.79



**PERFORMANCE OF ALL SCHOOLS IN SLC EXAMINATION BY DISTRICTS**  
**2071 BS (2015 AD)**

DISTRICT	SCODE	ST	SCHOOL	AVERAGE MARKS IN COMP. SUBJECTS						STUDENT		PASS DIVISION						WLD	FLD	SEM
				ENG	NEP	MAT	SCI	SOC	HPE	TAP	TAPRD	DIS	FIR	SEC	TIR	PASS				
KATHMANDU	29963	2	CAREER BUILDING INTERNATIONAL	57.8	62	75.1	55	59.2	48.9	27	27	7	20	0	0	27	0	0	48.89	
KATHMANDU	29964	2	NEPAL A.P.F. SCHOOL, KIRTIPUR-7	65.4	69.2	78	54.2	57.1	59.4	36	36	16	19	0	0	35	0	1	49.79	
KATHMANDU	29965	2	NORTH STAR ENGLISH BOARDING	52.7	68.8	76.5	53.6	59	54.6	25	25	6	18	1	0	25	0	0	48.15	
KATHMANDU	29966	2	AMBIENCE INTERNATIONAL SCHO	55.7	54.6	67.4	40.4	59.5	58.7	10	10	4	4	1	0	9	0	1	43.13	
KATHMANDU	29967	1	PANCHAKANYA SECONDAY SCHO	37.5	51	55.3	43.4	46.3	48.3	22	22	0	14	5	0	19	0	3	33.24	
KATHMANDU	29968	1	SHREE SETIDEVI SECONDARY SCH	49.6	67.2	66.8	41.4	59	54.8	20	20	3	17	0	0	20	0	0	47.25	
KATHMANDU	29969	2	ANGELS' WORLD INTERNATIONAL	60.4	62	75.4	47.1	51.2	47.8	14	14	5	6	2	0	13	0	1	43.93	
KATHMANDU	29970	2	CREATION ACADEMY, KOTESHW	64.5	64.9	83	55.1	60.3	55.9	10	10	5	5	0	0	10	0	0	52.5	
KATHMANDU	29971	2	CHARLES DARWIN ENGLISH ACAD	40.5	42.6	42.2	34.4	55.8	43.3	14	14	0	7	4	0	11	0	3	27.32	
KATHMANDU	29972	2	MOON STAR ACADEMY, GONGABU	55.6	62	62.4	44.3	60	48.8	9	9	1	6	2	0	9	0	0	44.17	
KATHMANDU	29973	1	SHREE PANCHAKANYA SECONDAR	22.3	34.3	39.7	19.4	28.8	29.2	18	14	0	4	5	0	9	0	5	16.88	
KATHMANDU	29974	2	PARAMOUNT ACADEMY, GONGAB	54.4	55.3	62.6	44.7	57.9	48.4	19	19	1	15	2	0	18	0	1	41.05	
KATHMANDU	29975	2	ALPINE VALLEY SCHOOL, CHAND	52.6	48.2	55.3	43.5	57.2	43.9	23	23	3	12	5	0	20	0	3	35.71	
KATHMANDU	29976	1	SHREE SHARADA SECONDARY, NA	21.7	45.8	26	28.9	39.7	36.7	23	23	0	5	5	0	10	0	13	4.4	
KATHMANDU	29977	1	SHREE NABEEN GRAM SHIKSHA M	29.4	48.6	45.5	38.1	36.1	39.4	19	19	1	4	10	0	15	0	4	25.66	
KATHMANDU	29979	2	SUPREME INTERNATIONAL HIGH S	56.1	56.8	76.3	53	68.2	55.3	15	15	3	11	1	0	15	0	0	47.25	
KATHMANDU	29980	1	MILAN DHARMASTHALI SCHOOL, I	55.4	64.4	56	38.4	51.1	42.1	18	18	4	6	5	0	15	0	3	33.96	
KATHMANDU	29981	2	IMAGE ACADEMY, MANAMAJU-1	54.1	60.5	71.1	46.1	60.1	48.3	14	14	1	11	2	0	14	0	0	44.46	
KATHMANDU	29982	2	BLUE SKY PUBLIC SCHOOL, GHAT	54.6	60.3	61.3	52.4	55.8	51.3	12	12	2	9	1	0	12	0	0	46.56	
KATHMANDU	29983	2	SHINING PARADISE ACADEMY, MI	49.1	57.3	58	46.1	44.6	46.5	11	10	3	5	1	0	9	0	1	41.63	
KATHMANDU	29984	2	BOSTON ENGLISH SCHOOL, KALOP	63.1	64.3	89.8	59.2	69.4	50.8	13	13	6	7	0	0	13	0	0	51.92	
KATHMANDU	29985	4	GEMS NAMUNA ALTERNATIVE SCI	30.5	28.3	20.5	17.4	38.4	30.6	187	170	0	13	28	1	42	0	128	-7.8	
KATHMANDU	29986	2	BHADRA GHALE SIKSHYA SADAN,	51.5	57.5	46	35.5	60	43	2	2	0	2	0	0	2	0	0	45	
KATHMANDU	29987	2	SURENA ENGLISH BOARDING SCH	66	56	77.2	48	61.8	56.5	6	6	3	2	1	0	6	0	0	50.63	
KATHMANDU	29988	2	WENDDY HOUSE SCHOOL,BALUWA	62.7	52.3	79.7	49.2	59.2	44.3	6	6	1	5	0	0	6	0	0	47.5	
KATHMANDU	29989	2	JEEVAN TARA ACADEMY,ARUBAR	61.1	58.2	74.1	52.9	67.1	53.8	15	15	3	12	0	0	15	0	0	48	
KATHMANDU	29990	2	MODEL ACADEMY,SAMAKHUSHI	46.5	45.7	35.7	34.7	43	44.3	23	22	2	8	3	0	13	0	9	17.22	
KATHMANDU	29991	2	RICHA CO-EDUCATIONAL HOME,D	56.2	64.8	83.5	63.3	67.7	61.5	14	14	9	5	0	0	14	0	0	54.64	
KATHMANDU	29992	4	JEEWAN JYOTI ALTERNATIVE SCH	33.4	37.9	36.5	25.8	34.6	34.3	200	182	0	30	91	3	124	2	56	17.77	
KATHMANDU	29993	2	KATHMANDU NATIONAL SCHOOL,	54.2	56	70.7	36	62.3	50.2	18	18	3	12	2	0	17	0	1	42.5	

**PERFORMANCE OF ALL SCHOOLS IN SLC EXAMINATION BY DISTRICTS**  
**2071 BS (2015 AD)**

DISTRICT	SCODE	ST	SCHOOL	AVERAGE MARKS IN COMP. SUBJECTS						STUDENT		PASS DIVISION						WLD	FLD	SEM
				ENG	NEP	MAT	SCI	SOC	HPE	TAP	TAPRD	DIS	FIR	SEC	TIR	PASS				
KATHMANDU	29994	2	RIPUMARDINI SAINIK SECONDARY	62.2	74.2	79.3	58.1	69.1	60.7	22	22	15	7	0	0	22	0	0	55.23	
KATHMANDU	29995	2	CANVAS INTERNATIONAL HIGHER	56.5	56.1	79.1	53.8	60.4	49.9	17	17	5	11	0	0	16	0	1	45.44	
KATHMANDU	29996	2	SPLENDID VALLEY ENGLISH SCHO	60.9	67.5	87.2	57.5	56.4	56.5	15	15	7	8	0	0	15	0	0	52	
KATHMANDU	29997	2	SATYA SAI ACADEMY,MAIUBAHA	61.5	67.6	66.6	56.4	77.3	58.6	8	8	4	4	0	0	8	0	0	52.5	
KATHMANDU	29998	2	INTERNATIONAL PEACE ACADEMY	60	45.7	64.2	35.5	54.3	52.8	13	13	2	7	3	0	12	0	1	39.52	
KATHMANDU	29999	2	PARADISE READERS ACADEMY ,TI	45.1	60.5	61.8	41	54.6	41.3	8	8	0	6	0	0	6	0	2	28.13	
KATHMANDU	30002	2	HAMRO SUNSHINE SCHOOL,MAHA	55.2	65	58.1	48.8	56.3	45	12	12	0	12	0	0	12	0	0	45	
KATHMANDU	30005	2	BABY ANGEL SECONDARY SCHOO	56.8	54	82.4	45.2	67.8	61.2	5	5	2	2	0	0	4	0	1	37.5	
KATHMANDU	30006	2	APPLE INTERNATIONAL SCHOOL,T	57.3	64.7	61.6	37.8	77.3	56.4	9	9	2	7	0	0	9	0	0	48.33	
KATHMANDU	30007	2	KATHMANDU VIDHYA KUNJA SEC	61	72.1	74.5	55.8	53.1	53.8	42	42	14	28	0	0	42	0	0	50	
KATHMANDU	30008	2	LIBERTY ACADEMY,JORPATI	62	61.7	94.9	50.2	75.7	49.8	15	15	10	5	0	0	15	0	0	55	
KATHMANDU	30009	2	TRIKON PUBLIC SCHOOL,MULPAN	51.1	50.6	66.1	40.3	53.7	50.5	16	15	1	12	2	0	15	0	0	44.5	
KATHMANDU	30010	2	OASIS PUBLIC ACADEMY,TOKHA	57.8	59.1	65.1	46.4	56.5	40.8	16	16	3	11	1	0	15	0	1	42.89	
KATHMANDU	30011	2	SHRAMSHEEL VIDYAPITH NEPAL,C	53.6	60.4	71.7	47.1	52.7	47.5	17	17	1	11	1	0	13	0	4	29.34	
KATHMANDU	30012	2	SIGMA HIGHER SECONDARY SCHC	55.3	60	59.3	42.7	45.4	55.3	10	10	1	7	2	0	10	0	0	44.25	
KATHMANDU	30013	2	DIVYAKANTI BOARDING SCHOOL,	49.9	52.4	72.8	37.6	42.6	42.9	16	16	1	8	7	0	16	0	0	41.02	
KATHMANDU	30014	2	AKASHGANGA INTERNATIONAL A	57.7	56	60	55.7	56.9	49	7	7	1	5	1	0	7	0	0	45.54	
KATHMANDU	30015	2	OSCAR SCHOLARS ACADEMY,KAP	49	54.2	47.6	35	56.8	42.6	5	5	1	1	2	0	4	0	1	30	
KATHMANDU	30016	2	NATIONAL IDEAL BOARDING SCHC	52.1	56.5	62	38.3	69.3	44.8	12	12	3	7	0	0	10	0	2	37.5	
KATHMANDU	30017	2	KASTHAMANDAP VIDHYALAYA, M	65.7	65.8	84.5	54.2	60.4	47.8	31	31	12	19	0	0	31	0	0	50.81	
KATHMANDU	30018	2	SALVINIA ACADEMY,KIRTIPUR	57.8	58	73.2	55.9	65.6	51.7	12	12	4	8	0	0	12	0	0	50	
KATHMANDU	30019	2	SHRI YANTRA ENGLISH ACADEMY	49.6	60.4	60.7	42.6	48.1	41.1	7	7	1	3	3	0	7	0	0	42.32	
KATHMANDU	30020	2	HIGHLY CREATIVE ENGLISH SECO	58	61.6	72.3	40.8	54.5	49.1	8	8	1	6	0	0	7	0	1	38.44	
KATHMANDU	30021	2	CREATIVE MODEL ACADEMY BOA	48.6	49.6	52.6	45.8	54.6	44.6	5	5	0	4	0	0	4	0	1	31.5	
KATHMANDU	30022	2	GREEN VALLEY ENGLISH SCHOOL	56.3	54.6	65	36.3	47.6	50.7	7	7	1	4	1	0	6	0	1	35.89	
KATHMANDU	30023	1	NAWA JAGRITI SECONDARY SCHO	36	50	40	32.3	45.8	43.5	32	32	0	11	14	0	25	0	7	25.31	
KATHMANDU	30024	1	SHREE JHOR MAHANKAL SECOND	34.6	55	44.5	33.3	49.2	37.7	12	12	0	5	2	0	7	0	5	15	
KATHMANDU	30025	1	SHREE KALIKASHARAN SECONDA	29.9	58.3	34.5	28.8	52.8	44.8	12	12	0	4	2	0	6	0	6	9.38	
KATHMANDU	30026	2	PRAGYA JYOTI ENGLISH SCHOOL	62.4	51.5	69	35.2	59.8	58	13	13	1	9	3	0	13	0	0	43.56	
KATHMANDU	30027	2	SHINING PATH PUBLIC SCHOOL	59.7	49.8	55.3	35.7	56.2	54.3	6	6	1	3	1	0	5	0	1	34.37	

**PERFORMANCE OF ALL SCHOOLS IN SLC EXAMINATION BY DISTRICTS**  
**2071 BS (2015 AD)**

DISTRICT	SCODE	ST	SCHOOL	AVERAGE MARKS IN COMP. SUBJECTS						STUDENT		PASS DIVISION						WLD	FLD	SEM
				ENG	NEP	MAT	SCI	SOC	HPE	TAP	TAPRD	DIS	FIR	SEC	TIR	PASS				
KATHMANDU	30028	2	MALPI CITY SCHOOL,NAXAL	59.9	61.9	87.3	53.1	65.3	55.1	22	22	11	11	0	0	22	0	0	52.5	
KATHMANDU	30029	2	AMARDEEP SECONDARY SCHOOL	54.5	60.5	76.6	57.5	70.3	47.9	15	15	2	13	0	0	15	0	0	47	
KATHMANDU	30030	2	ALCHEMIST ACADEMY	43.3	45.3	47	40	46.5	43.8	4	3	1	2	0	0	3	0	0	50	
KATHMANDU	30032	2	GRADED EDUCATIONAL MERIT SCHOOL	57.1	61	65.8	46.1	70.9	55.2	16	16	2	14	0	0	16	0	0	46.88	
KATHMANDU	30033	2	GURUKUL NATIONAL HIGHER SECONDARY	59.7	41.7	85.9	56.3	65.1	43.6	7	7	1	4	1	0	6	0	1	35.89	
KATHMANDU	30034	2	PEAK POINT ACADEMY	57.3	58.9	69.9	43.2	58.3	45.9	15	15	1	14	0	0	15	0	0	46	
KATHMANDU	30035	2	MILE-STONE YOUTH ENGLISH SCHOOL	57.8	65.6	83.9	46.6	63.5	53.3	8	8	2	5	1	0	8	0	0	47.34	
KATHMANDU	30036	2	LITTLE CLIMBERS ENGLISH SCHOOL	68.3	52	82.3	53.6	71.7	62.1	16	16	9	7	0	0	16	0	0	53.44	
KATHMANDU	30037	2	SUPREME SCHOOL,SWOYAMBHU	64	51	71.4	57.4	64.8	61.4	5	5	2	3	0	0	5	0	0	51	
KATHMANDU	30038	2	MNEMONIC MODERN ACADEMY,JO	57.2	63.3	67.8	58.9	68.9	50.7	13	13	2	11	0	0	13	0	0	47.31	
KATHMANDU	30039	2	SOUTHWESTERN SCHOOL, GONGA	62.7	68.6	81.6	60.5	65	54.2	81	81	43	37	0	0	80	0	1	52.13	
KATHMANDU	30040	2	LALIGURANS NATIONAL ACADEMY	57.8	69.8	90.3	50.1	64.8	50.3	12	12	5	7	0	0	12	0	0	51.25	
KATHMANDU	30041	2	SILVER SHRINE ACADEMY,KAPAN	57.4	55.8	64.4	46.6	57.5	41.4	8	8	0	7	1	0	8	0	0	43.59	
KATHMANDU	30042	2	ZONE ACADEMY ENGLISH SCHOOL	47.3	54.2	63.8	40.5	70.8	56.2	6	6	0	6	0	0	6	0	0	45	
KATHMANDU	30044	2	SHRISTI GYAN SECONDARY SCHOOL	55.5	58.6	61.4	47.6	73.1	54.2	14	14	1	12	1	0	14	0	0	45.27	
KATHMANDU	30045	2	MOUNT EVEREST ENGLISH SCHOOL	44.3	41.3	12	25.8	43.3	38.5	4	4	0	0	0	0	0	0	4	-22.5	
KATHMANDU	30047	2	SIDDHARTHA PUBLIC ACADEMY, B	53.7	57.4	80.4	58.8	46.1	50.4	10	10	1	9	0	0	10	0	0	46.5	
KATHMANDU	30048	2	GENESIS ACADEMY, BOUDHA	55	56.8	70.7	52.8	62.8	51.6	9	9	1	8	0	0	9	0	0	46.67	
KATHMANDU	30049	2	SHARADA ACADEMY, KAPAN	63.4	63.8	76.2	64.4	76.8	68.8	5	5	4	1	0	0	5	0	0	57	
KATHMANDU	30051	4	KANCHAN ALTERNATIVE (OL) SCHOOL	28.7	36.8	22.4	18.4	30.6	23.5	150	136	0	2	33	4	39	0	97	-6.49	
KATHMANDU	30052	2	SANKHU PALUBARI COMMUNITY SCHOOL	57.5	59.4	72.6	51.4	52.3	53.4	16	16	2	13	1	0	16	0	0	46.17	
LALITPUR	32001	1	ADARSHA SARAL MA VI NAGBAHA	32.3	46	33.8	27.2	42.6	43.3	12	12	0	1	4	0	5	0	7	1.88	
LALITPUR	32002	1	CHANDI BIDYASHRAM MA VI NAK	29.2	37.4	18.6	15	54.6	41.4	5	5	0	1	0	0	1	0	4	-9	
LALITPUR	32003	1	TIKA VIDYASHRAM HIGHER SECONDARY	31.1	55.1	27.8	21.5	47.7	37.7	36	35	0	6	7	0	13	0	22	0.32	
LALITPUR	32004	2	DEEPMALA MA VI THECHO	53.2	58.9	66.3	39.7	60.8	44.1	10	10	2	7	0	0	9	0	1	41.25	
LALITPUR	32005	1	BAJRABARAHI HIGHER SECONDARY	48.6	53.4	62.6	41	63.3	36.9	23	22	2	14	5	0	21	0	1	40.74	
LALITPUR	32006	1	SARASWATI HIGHER SECONDARY	41.6	50.1	46.4	27.2	58.6	42.4	20	20	0	5	11	0	16	0	4	25.31	
LALITPUR	32007	1	TRI-PADMA VIDYASHRAM HIGHER	55.2	65.9	77	46.4	56.6	51.3	51	51	11	34	3	0	48	0	3	43.6	
LALITPUR	32008	1	MAHANKAL HIGHER SECONDARY	30.7	53.1	38.9	24.3	42.7	49.7	64	62	0	28	14	0	42	0	20	20.69	
LALITPUR	32009	1	MAHENDRA ADARSHA MA VI IMAI	35.7	57.2	41.1	29.4	53.4	41.9	39	38	0	11	13	1	25	0	13	17.51	

**PERFORMANCE OF ALL SCHOOLS IN SLC EXAMINATION BY DISTRICTS**  
**2071 BS (2015 AD)**

DISTRICT	SCODE	ST	SCHOOL	AVERAGE MARKS IN COMP. SUBJECTS						STUDENT		PASS DIVISION					WLD	FLD	SEM
				ENG	NEP	MAT	SCI	SOC	HPE	TAP	TAPRD	DIS	FIR	SEC	TIR	PASS			
LALITPUR	32010	1	SHRAMIK SHANTI HIGHER SECONI	38.2	48.3	38.6	31.8	51.6	45.6	84	84	1	28	19	0	48	0	36	13.71
LALITPUR	32011	1	ADARSHA KANYA NIKETAN HIGH	39.1	48.9	32	26.4	52.1	44.2	34	34	2	5	9	0	16	0	18	7.17
LALITPUR	32012	1	KITINI HIGHER SECONDARY SCHC	40.2	55.1	42.3	28	45.2	43.4	59	58	1	20	19	1	41	0	17	21.43
LALITPUR	32013	1	PATAN HIGHER SECONDARY SCHC	38.4	45.1	36.1	29.2	56.4	46.5	30	30	1	8	6	0	15	0	15	9.5
LALITPUR	32014	1	NAMUNA MACHHINDRA MA VI LA	43.8	63.7	56.5	40	64.6	46.4	50	50	2	29	15	0	46	0	4	36.83
LALITPUR	32016	1	MAHENDRA BHRIKUTI MA VI EKA	33.9	54.4	39.5	24.7	50.5	39.7	42	42	0	13	11	0	24	0	18	13.13
LALITPUR	32017	1	SARASWATI HIGHER SECONDARY	32.1	57.9	42.7	33.1	49	54.2	30	30	0	13	8	0	21	0	9	21.75
LALITPUR	32018	1	BAGHA BHAIKAV HIGHER SECONI	36.3	59.8	52	32.5	50.5	56.5	23	23	0	11	11	0	22	0	1	36.68
LALITPUR	32019	1	SHRAMAJIT KISHOR MA VI LUNKH	22.8	35.9	23.9	12.5	38.5	27.9	37	35	0	3	1	2	6	0	29	-12.4
LALITPUR	32020	2	ADARSHA VIDYA MANDIR MA VI N	61.5	65	78.4	59	66.3	61.9	222	222	115	106	0	0	221	0	1	52.47
LALITPUR	32021	2	ST. XAVIER'S MA VI JAWALAKHEL	61.3	62.4	80.9	56	62.1	62.6	227	227	82	141	2	0	225	0	2	49.72
LALITPUR	32022	2	ST. MARY'S MA VI JAWALAKHEL	62	67.4	81.2	56.6	71.6	63.5	183	183	96	85	0	0	181	0	2	52.13
LALITPUR	32023	1	MADAN SMARAK HIGHER SECONI	39.8	60.6	41.4	34.1	54.4	42.8	56	56	2	20	12	0	34	0	22	16.61
LALITPUR	32024	2	MAHENDRA ADARSHA VIDYASHR	56.5	63.5	73.4	52.2	61.8	46.2	17	17	4	11	2	0	17	0	0	47.21
LALITPUR	32025	1	BAL KUMARI HIGHER SECONDARY	34.7	47.3	29.2	27.8	43.9	44.5	44	44	1	7	8	0	16	0	28	0.34
LALITPUR	32026	1	SHREE KRISHNA HIGHER SECOND	42.5	56.9	48.3	33.7	58.8	45.2	24	24	0	13	8	0	21	0	3	32.81
LALITPUR	32027	1	PRAGATI SIKSHYA SADAN HIGHER	44.1	61.9	60.6	42.5	62.7	48.6	29	29	3	19	7	0	29	0	0	43.84
LALITPUR	32028	1	SHANTI VIDYASHRAM HIGHER SEC	39.7	55.4	42.6	30.7	54.6	42.7	30	30	0	9	12	0	21	0	9	20.25
LALITPUR	32029	1	SISNERI HIGHER SECONDARY SCH	38.5	63.3	54.3	44	61.9	40.9	10	10	0	7	3	0	10	0	0	41.63
LALITPUR	32030	1	MAHALAXMI HIGHER SECONDARY	34	56	43.8	34.2	46.2	49	26	26	0	13	7	0	20	0	6	26.39
LALITPUR	32031	1	ADARSHA SAULA YUBAK H. S. SC	55.5	59.9	61.2	45.2	61.2	51.3	115	115	12	91	7	0	110	0	5	42.95
LALITPUR	32032	2	LALITPUR SECONDARY BOARDING	56.6	66.1	69.9	57.4	62.8	52.7	78	78	28	45	4	0	77	0	1	48.94
LALITPUR	32033	1	BISHANKHU NARAYAN MA VI GOI	34.3	54.2	39.1	30.3	29.9	35.4	27	27	0	9	3	0	12	0	15	6.25
LALITPUR	32034	1	MAHAKALI DEVI HIGHER SECOND	34.6	52.3	39.1	24.3	48.1	45.6	40	40	0	11	14	0	25	0	15	15.75
LALITPUR	32035	1	BAL BINOD MA VI PURNACHANDI	38.4	43.1	33.2	24.9	48.9	40.6	14	14	0	3	4	0	7	0	7	8.04
LALITPUR	32036	1	PHULCHOKI HIGHER SECONDARY	43.5	62.1	47.6	23.9	46.4	48.1	48	48	0	26	3	0	29	0	19	17.58
LALITPUR	32037	2	ARNIKO MA VI KHUMALTAR	56	58.3	51.5	39.4	57.9	56.9	8	8	0	6	1	0	7	0	1	35.16
LALITPUR	32038	1	LUBHU SADHARAN MA VI LUBHU	34.3	58.1	32.9	33.9	54.6	32.4	18	18	0	8	2	0	10	0	8	13.75
LALITPUR	32039	1	PRABHAT HIGHER SECONDARY SC	41.8	54.5	47.1	30.1	47	49.1	75	73	1	35	22	0	58	0	15	27.95
LALITPUR	32040	2	MOUNT VALLEY BOARDING SCHO	58	60	48	29	53	27	1	1	0	0	0	0	0	0	1	-22.5

**PERFORMANCE OF ALL SCHOOLS IN SLC EXAMINATION BY DISTRICTS**  
**2071 BS (2015 AD)**

DISTRICT	SCODE	ST	SCHOOL	AVERAGE MARKS IN COMP. SUBJECTS						STUDENT		PASS DIVISION						WLD	FLD	SEM
				ENG	NEP	MAT	SCI	SOC	HPE	TAP	TAPRD	DIS	FIR	SEC	TIR	PASS				
LALITPUR	32041	2	NAMUNA MACHHINDRA AWASIYA	56.5	56.9	51.1	42.1	38.9	50.6	8	8	1	4	1	0	6	0	2	28.59	
LALITPUR	32042	2	GYANODAYA BAL BATIKA MA VI S	55.9	52.5	58.2	46.3	65.9	48.3	177	176	26	113	26	0	165	0	11	41.34	
LALITPUR	32043	1	NARAYANI HIGHER SECONDARY S	49.1	54.4	41.3	28.6	63.1	51.4	15	15	0	10	3	0	13	0	2	33.75	
LALITPUR	32044	2	BAAL VIDHYA GRIHA MA VI MAN I	47.5	48.4	35	35.5	53.4	39.6	8	8	1	2	1	0	4	0	4	11.72	
LALITPUR	32045	1	CHHAMPI DEVI HIGHER SECONDAI	32.4	56	47	32.7	43.5	45.7	27	27	0	10	10	0	20	0	7	23.33	
LALITPUR	32046	2	PURNACHANDI MA VI PURNACHAI	53.2	54.1	61.5	37.2	48.4	57.2	13	13	2	6	5	0	13	0	0	42.98	
LALITPUR	32047	2	LITTLE ANGELS MA VI HATTIBAN	60.9	58.5	71.3	52.3	66	59.6	527	527	181	321	23	0	525	0	2	49.4	
LALITPUR	32048	2	GANESH MEMORIAL MA VI SATDO	65	74.5	90.3	53.8	66.8	58.3	4	4	4	0	0	0	4	0	0	60	
LALITPUR	32049	1	SIDDHI MANGAL HIGHER SECOND	36.5	50.9	34.5	33.1	48.9	45.6	11	11	0	5	2	0	7	0	4	18.41	
LALITPUR	32050	2	FUTURE STARS MA VI JAWALAKHI	55.2	55	73.1	50.4	44.4	58.5	108	108	15	77	10	0	102	0	6	42.29	
LALITPUR	32051	2	SAGARMATHA BOARDING HIGHER	54	56.1	54.1	35.5	56.2	42.4	38	37	6	19	8	0	33	0	4	37.7	
LALITPUR	32052	2	EVEREST SECONDARY BOARDING	54.2	67.2	60.2	48.5	51	46.2	33	33	4	22	3	0	29	0	4	37.61	
LALITPUR	32053	1	SHREE MAGAR GAUN HIGHER SEC	34.8	58	32.9	27.1	51	51.5	43	43	0	14	9	0	23	0	20	11.25	
LALITPUR	32054	2	BASHISTHA MA VI CHAPAGAUN	55	55	65.3	44.3	44	50	4	4	0	3	1	0	4	0	0	42.19	
LALITPUR	32055	1	KALI DEVI HIGHER SECONDARY S	36.7	50.9	45.2	31	60.4	53	47	47	2	21	16	0	39	0	8	30.32	
LALITPUR	32056	2	OXBRIDGE INTERNATIONAL HS SC	47.3	40.3	58.5	40.5	47.1	39.5	15	15	0	8	5	0	13	0	2	32.25	
LALITPUR	32057	2	GEMS (GRADED ENGLISH MEDIUM	62.8	70.1	80.8	54.3	72	50.9	339	339	176	163	0	0	339	0	0	52.79	
LALITPUR	32058	2	NIGHTINGALE INTERNATIONAL SE	63.3	67.7	86.8	61.8	67.6	59.5	249	249	197	51	1	0	249	0	0	56.82	
LALITPUR	32059	2	SUDESHA MA VI JAWALAKHEL	60.2	68.3	74.5	52.8	69.9	51.7	40	40	9	31	0	0	40	0	0	48.38	
LALITPUR	32062	2	DIBYA JYOTI ENGLISH MA VI LUBH	48.1	62.6	43	39	66	32.4	7	7	0	5	0	0	5	0	2	25.71	
LALITPUR	32063	2	BALDEEKSHA SADAN MA VI SAUG	60.4	65.7	73.8	49.4	67.2	50.5	82	82	22	58	2	0	82	0	0	48.75	
LALITPUR	32064	2	HINDU VIDYAPEETH MA VI BALKU	57.2	56.2	76.4	52	71	51.1	41	41	9	31	1	0	41	0	0	48.02	
LALITPUR	32065	2	HILL TOP ENGLISH SECONDARY SC	48.8	56.2	63.6	46.3	60.3	39.9	21	21	1	17	2	0	20	0	1	41.43	
LALITPUR	32067	2	THE RISING SCHOOL GWARKO	55.2	57.4	57.8	43.3	56.5	42.6	22	22	5	9	4	0	18	0	4	34.09	
LALITPUR	32068	1	DEVI MA VI DEVICHAUR	27.9	60.9	36	19.6	51.7	50.2	17	17	1	6	0	0	7	0	10	6.18	
LALITPUR	32069	2	GLOBAL HIGH SCHOOL CHAKUPAT	61.6	58.6	48.8	41.6	45.2	46.4	5	5	0	4	1	0	5	0	0	42.75	
LALITPUR	32070	2	LALI GURANS AWASIYA MA VI	60.8	68.5	83.5	55.2	63	58.8	30	30	18	12	0	0	30	0	0	54	
LALITPUR	32072	1	HARISIDDHI SECONDARY SCHOOL	39.2	48.3	45.2	29	42.6	45.2	46	46	1	16	14	0	31	0	15	19.89	
LALITPUR	32074	2	ADARSHA ENGLISH BOARDING SC	57.6	67.5	71.8	46.4	53.2	60.8	13	13	2	11	0	0	13	0	0	47.31	
LALITPUR	32075	2	BALKUMARI MA VI PRAYAGPOKHA	51	53.5	60.5	28.2	40.8	33.8	6	6	0	3	2	0	5	0	1	30	

**PERFORMANCE OF ALL SCHOOLS IN SLC EXAMINATION BY DISTRICTS**  
**2071 BS (2015 AD)**

DISTRICT	SCODE	ST	SCHOOL	AVERAGE MARKS IN COMP. SUBJECTS						STUDENT		PASS DIVISION					WLD	FLD	SEM
				ENG	NEP	MAT	SCI	SOC	HPE	TAP	TAPRD	DIS	FIR	SEC	TIR	PASS			
LALITPUR	32076	2	MOON LIGHT MA VI SATDOBATO	56.4	61.3	83	48.9	59	46.6	28	28	7	20	1	0	28	0	0	48.35
LALITPUR	32077	2	LITTLE STAR ENGLISH SCHOOL TH	52.4	57.6	73.8	56.4	72.1	44.4	16	16	3	13	0	0	16	0	0	47.81
LALITPUR	32078	2	UMA MAHESHWAR AWASIYA MA Y	47.1	58.6	58.8	34.4	60.6	44.1	11	11	1	9	1	0	11	0	0	45.34
LALITPUR	32079	2	SHINING STARS BOARDING SCHOC	57.4	52.9	65.8	48.3	55.4	60.7	19	19	4	14	0	0	18	0	1	44.61
LALITPUR	32080	1	SHREE 5 MAHENDRA MA VI THULA	32	54.8	57	42.7	56.1	56.5	29	29	0	23	6	0	29	0	0	42.67
LALITPUR	32081	1	JANA JAGRITI HIGHER SECONDARY	33.9	48.9	48.3	23.3	37.3	42.5	20	20	0	5	8	1	14	0	6	19.2
LALITPUR	32082	2	BAL KUNJA MA VI LUBHU	53.5	61.5	69.3	54.1	60	51	34	34	9	23	2	0	34	0	0	48.31
LALITPUR	32083	2	NAVA PRABHAT MA VI PULCHOWI	50	46.6	45.1	24.4	45.2	35.9	17	17	0	3	5	0	8	0	9	5.96
LALITPUR	32084	2	PRABHAT TARA SECONDARY BOA	27.7	31.8	9.2	8	26.2	20.8	6	5	0	0	0	0	0	0	5	-22.5
LALITPUR	32085	1	BANI BILAS HIGHER SECONDARY S	43	56.4	50.1	32.7	45.2	52.1	46	46	3	19	11	0	33	0	13	24.21
LALITPUR	32086	2	IDEAL MODEL SCHOOL JAWALAKH	59.5	62.5	66.7	51.6	61	52.2	111	111	30	74	5	0	109	0	2	47.33
LALITPUR	32087	1	JANA BIKASH MA VI JHARUWARAS	28.3	60.8	37.1	30.7	44.6	39.6	18	18	0	2	10	0	12	0	6	16.25
LALITPUR	32090	2	MEGA SCHOOL, KUMARIPATI	54.1	59	71.4	33.8	52	52.5	21	21	4	9	1	0	14	0	7	24.82
LALITPUR	32091	2	LALIT SECONDARY BOARDING SCI	50	49.3	50	31.1	50.3	45.8	25	25	3	9	5	0	17	0	8	22.95
LALITPUR	32092	2	SHUVATARA SCHOOL SANEPA	58.4	63.7	76.6	47.9	59.3	55.8	114	114	39	70	5	0	114	0	0	49.64
LALITPUR	32093	2	ADVANCE INTERNATIONAL MODE	49.8	53.2	65.5	37.5	49.3	48.6	30	30	3	18	4	0	25	0	5	33.75
LALITPUR	32094	2	GYANKUNJA ENGLISH SCHOOL LA	60.7	58.6	74.4	39.7	52.9	46.6	7	7	0	5	0	0	5	0	2	25.71
LALITPUR	32095	1	KALI DEVI MA VI MALTA	21.3	40.9	27.6	25.4	37.7	42.6	31	31	0	3	5	0	8	0	23	-6.9
LALITPUR	32096	1	JALAPA MA VI DHAPAKHEL	35.7	56.1	39	29.6	54.5	42.2	23	23	1	5	10	0	16	0	7	20.22
LALITPUR	32097	1	UDAYA KHARKA MA VI CHAPAGA	39.6	57.6	38.6	29.8	49	51.1	20	20	0	7	4	0	11	0	9	12.38
LALITPUR	32098	2	ALPHA'S MA VI JAWALAKHEL	55	48.6	55.2	40.8	59.9	45.9	14	14	2	9	3	0	14	0	0	44.73
LALITPUR	32099	2	SHUBHAKAMANA BOARDING SCH	54.7	65.9	79	40	73.8	53.3	15	15	3	12	0	0	15	0	0	48
LALITPUR	32100	2	OMEGA INTERNATIONAL HIGHER S	58.5	60.4	76.1	57.4	52.9	61.8	28	28	7	21	0	0	28	0	0	48.75
LALITPUR	32101	1	BALESHWORI MA VI BHARDEU	29.5	54	34.7	25.4	50.4	50	41	41	0	8	12	0	20	0	21	7.13
LALITPUR	32102	2	VALLEY PUBLIC MA VI LAMATAR	56.5	67	78.5	51.2	70.7	42.8	30	30	10	20	0	0	30	0	0	50
LALITPUR	32103	2	MOUNT MAKALU MA VI SHAIBU	64.1	75	80.6	62.7	67.7	66.6	14	14	11	3	0	0	14	0	0	56.79
LALITPUR	32104	2	ASTER ACADEMY IMADOL	59.5	60.4	65.8	51.2	56.8	57.8	31	31	8	22	1	0	31	0	0	48.51
LALITPUR	32105	2	BAL ANKUR MA VI THECHO	55.5	61	81.7	43.9	48.3	42.7	13	13	0	12	0	0	12	0	1	39.81
LALITPUR	32106	2	PUSHPANJALI MA VI TAUKHEL	56.5	67.2	65.5	52.9	56.1	50.4	33	33	6	27	0	0	33	0	0	47.73
LALITPUR	32108	2	SAMPURNA BOARDING SCHOOL N	58.4	64.1	79.5	48.7	52.1	44.9	20	20	2	17	1	0	20	0	0	45.94

**PERFORMANCE OF ALL SCHOOLS IN SLC EXAMINATION BY DISTRICTS**  
**2071 BS (2015 AD)**

DISTRICT	SCODE	ST	SCHOOL	AVERAGE MARKS IN COMP. SUBJECTS						STUDENT		PASS DIVISION					WLD	FLD	SEM
				ENG	NEP	MAT	SCI	SOC	HPE	TAP	TAPRD	DIS	FIR	SEC	TIR	PASS			
LALITPUR	32109	2	RATO BANGALA SCHOOL PATAND	63.2	65.5	79.3	54.7	69.7	58.8	60	60	30	29	1	0	60	0	0	52.31
LALITPUR	32111	2	EMERALD ENGLISH MA VI BAJRAE	56	61.3	83	50.6	71.4	42.3	25	25	9	16	0	0	25	0	0	50.4
LALITPUR	32112	1	MAHENDRA GRAM MA VI TIKATHA	39.3	53.3	46.1	39.7	53.7	49.6	23	23	0	13	8	0	21	0	2	35.22
LALITPUR	32113	1	BIDHYADHISHWARI HIGHER SECO	30	44.2	31.4	23	52	48.7	41	41	0	5	16	0	21	0	20	7.68
LALITPUR	32114	2	NIRMAL MA VI JHAMSIKHEL	54.4	65.9	63.7	47	55.4	54.8	25	25	2	22	0	0	24	0	1	43.5
LALITPUR	32116	2	D A V SUSHIL KEDIA VISHWA BHA	56.9	68.4	71.4	50.7	69.8	53.8	143	143	50	82	6	0	138	0	5	47.41
LALITPUR	32117	2	MANJUSHREE BOARDING SCHOOL	58	60.2	48	39.2	52.8	53	6	6	0	4	1	0	5	0	1	31.88
LALITPUR	32118	2	NEW MILLENNIUM HIGH SCHOOL	60.1	59.7	75.1	55.6	60	60	22	22	5	17	0	0	22	0	0	48.41
LALITPUR	32119	1	YUWA PRATIBHA VIDHYA MANDIR	52.6	51.2	59	35.3	46.4	38.1	16	16	1	6	5	0	12	0	4	25.55
LALITPUR	32120	2	BRIGHT FUTURE BOARDING MA VI	59.7	71.2	75.7	49.9	64.2	62	35	35	13	21	1	0	35	0	0	50.25
LALITPUR	32121	1	RUDRAYANI MA VI KHOKANA	50.2	56.9	53.6	32.8	47.7	46.7	22	22	4	6	5	0	15	0	7	23.69
LALITPUR	32123	2	I J PIONEER MA VI MAHALAXMIST	55.4	67	72.5	54.5	66.4	50.6	50	50	18	30	0	0	48	0	2	47.7
LALITPUR	32124	2	SURYODAYA SAI SECONDARY SCH	57.9	58.9	68.2	47.2	61.9	62.6	47	47	12	33	1	0	46	0	1	47.15
LALITPUR	32125	2	INDRENI SECONDARY ENGLISH SC	61.5	67.6	93.2	67.6	74.9	45.6	28	28	26	2	0	0	28	0	0	58.93
LALITPUR	32126	2	BRIGHT STAR WORKER'S ENGLISH	55	53.6	62.3	43.8	55.8	51	21	21	4	12	4	0	20	0	1	42.5
LALITPUR	32127	2	SURYODAYA ENGLISH SCHOOL DH	64.1	70.9	90.1	59.3	72.2	58.3	14	14	9	5	0	0	14	0	0	54.64
LALITPUR	32128	2	BAL VIKAS MA VI KANIBAHAL	60.9	61.8	78.3	51.1	52.1	55.3	20	20	5	15	0	0	20	0	0	48.75
LALITPUR	32129	2	ANNAPURNA ENGLISH BOARDING	50.8	66.5	71	39.6	70.1	51.5	8	8	0	8	0	0	8	0	0	45
LALITPUR	32130	2	TRI RATNA CO-OPERATIVE SCHOO	58.8	74.4	75.4	53.3	55.6	54.3	8	8	4	4	0	0	8	0	0	52.5
LALITPUR	32131	2	MACHHAPUCHHRE INTERNATIONAL	58.2	62	69.2	53.2	48.5	62.8	24	24	4	20	0	0	24	0	0	47.5
LALITPUR	32132	2	KANCHAN ENGLISH MA VI CHAPA	51.8	58.1	67.6	48.4	67.1	44.1	41	41	12	23	4	0	39	0	2	45
LALITPUR	32134	2	VALLEY ENGLISH SECONDARY BO	52.3	59.9	55.7	35.1	52.4	53	19	19	5	7	1	0	13	0	6	27.04
LALITPUR	32135	2	PARADISE MA VI DHOBIGHAT	59.1	64	77.9	58.5	71.5	63.3	15	15	8	7	0	0	15	0	0	53
LALITPUR	32136	2	NAVJEEVAN ENGLISH MA VI BAGH	55.1	53.7	60.4	45	68.2	50.7	27	27	4	18	4	0	26	0	1	43.06
LALITPUR	32137	2	MANJUSHREE ENGLISH BOARDING	50.6	58.3	61.6	39.2	51.4	55.9	11	11	0	7	2	0	9	0	2	30.68
LALITPUR	32138	2	PARIBODH BOARDING SCHOOL DH	55.5	65.3	70	43.5	61.4	47.3	28	28	3	24	1	0	28	0	0	46.21
LALITPUR	32139	2	ANNAL JYOTI SCHOOL SUNAKOT	57.3	58.5	63.4	50.9	65.8	52.1	38	38	10	25	3	0	38	0	0	48.06
LALITPUR	32141	2	MODERN GRADED ENGLISH SCHO	49.3	49.5	60.2	40.8	65.9	50.4	31	31	4	18	5	0	27	0	4	36.41
LALITPUR	32142	2	DEEPAKUNJ SECONDARY ENGLISH	55	61.5	59.6	52.7	51.1	47.5	12	11	2	9	0	0	11	0	0	47.73
LALITPUR	32144	2	RUPAK MEMORIAL INTERNATIONAL	54.6	65.3	57.7	41	64.6	45.9	20	20	1	18	1	0	20	0	0	45.19

**PERFORMANCE OF ALL SCHOOLS IN SLC EXAMINATION BY DISTRICTS**  
**2071 BS (2015 AD)**

DISTRICT	SCODE	ST	SCHOOL	AVERAGE MARKS IN COMP. SUBJECTS						STUDENT		PASS DIVISION						WLD	FLD	SEM
				ENG	NEP	MAT	SCI	SOC	HPE	TAP	TAPRD	DIS	FIR	SEC	TIR	PASS				
LALITPUR	32146	2	WOODSVILLE SCHOOL THASIKHEL	61.2	71	76.2	53.8	71.6	52.4	25	25	12	13	0	0	25	0	0	52.2	
LALITPUR	32147	2	NALANDA ENGLISH BOARDING SC	60.5	67	77.2	48.7	60.6	54	22	22	8	14	0	0	22	0	0	50.45	
LALITPUR	32148	2	SARASWATI VIDYA MANDIR SECO	51.8	48.2	59.9	45.9	38.3	57.6	12	12	0	7	4	0	11	0	1	35.63	
LALITPUR	32149	2	LOVE-BUDS (PREM MUNA) SCHOO	34	41.5	26	30.5	51.5	27	2	2	0	0	1	0	1	0	1	5.63	
LALITPUR	32151	1	GOTH BHANJYANG MA VI DALCHC	33.5	58.8	43.5	21.2	45.7	49.2	42	42	0	9	16	0	25	0	17	13.39	
LALITPUR	32152	1	YASHODHARA BOUDDHA MA VI T	33.7	44.5	25.3	25.2	57.6	43	24	24	0	5	4	0	9	0	15	0.94	
LALITPUR	32153	1	BUDDHA MA VI BADEGAUN THAI	34.3	47.8	38.8	22.6	36.7	33.2	36	35	0	6	11	0	17	0	18	6.75	
LALITPUR	32154	1	BUDDHA BHAGWAN MA VI MANIK	35.6	55.9	49.7	32.6	50.3	55.2	32	32	0	21	10	0	31	0	1	39.38	
LALITPUR	32155	2	AMAR KANTI ENGLISH BOARDING	51.2	64.9	72.7	44.2	56.4	55.5	31	31	7	23	1	0	31	0	0	48.02	
LALITPUR	32158	2	SAYAPATRI (MARIGOLD) SCHOOL	59.3	63.1	80.5	53.4	56.8	56.7	15	15	4	11	0	0	15	0	0	49	
LALITPUR	32159	2	BHASSARA (ENLIGHTEN) AWASIYA	56.9	63.5	57.2	44.8	63.9	55.5	29	29	7	17	0	0	24	0	5	36.98	
LALITPUR	32160	2	ANANT ENGLISH SCHOOL SIDDHIP	55.5	62	71.8	57	59.4	58.3	31	31	11	19	1	0	31	0	0	49.96	
LALITPUR	32161	2	KINGDOM STAR ENGLISH SCHOOL	54.1	62.4	64.7	50.6	52.7	45.4	13	13	0	11	1	0	12	0	1	38.94	
LALITPUR	32162	2	MOUNT OLIVE ENGLISH AWASIYA	55.6	56.8	61.5	48.9	52.8	53.8	32	32	2	24	5	0	31	0	1	42.07	
LALITPUR	32163	2	GYAN BIGYAN BOARDING SCHOOL	53.8	58.8	65.7	35.7	45.6	43.6	14	14	0	10	3	0	13	0	1	37.77	
LALITPUR	32164	2	VIDYA SAGAR BOARDING SCHOOL	57.9	68.2	63.8	51.2	56.1	46.4	19	19	3	15	1	0	19	0	0	46.78	
LALITPUR	32165	2	GRAND ACADEMY LALITPUR-14 T	58.2	59.4	68.6	42.9	54.7	38.7	19	19	2	14	2	0	18	0	1	41.84	
LALITPUR	32166	2	NAVA SURYODAYA ENGLISH SCH	58	59.8	82.2	52.6	74.4	52.9	13	13	8	5	0	0	13	0	0	54.23	
LALITPUR	32167	2	DIBYA JYOTI ENGLISH SCHOOL BU	53.3	56.8	59.3	40.4	51.4	54.7	13	13	1	11	1	0	13	0	0	45.29	
LALITPUR	32168	2	EMERALD ACADEMY KUPONDOLE	58.2	58.1	82.5	54.1	58.2	50.3	13	13	1	12	0	0	13	0	0	46.15	
LALITPUR	32169	2	SIDDHARTHA ENGLISH SCHOOL SI	53.5	61.4	74.4	41.4	52.9	41.9	14	14	1	11	1	0	13	0	1	40.45	
LALITPUR	32170	2	KOPILA ENGLISH SCHOOL SIDDHIP	52.9	54.3	64	45.6	51.1	47.6	23	23	2	17	4	0	23	0	0	44.35	
LALITPUR	32171	2	GANGA JAMUNA ENGLISH SCHOOL	50	52.9	74.7	43.6	44.3	53.1	25	25	7	9	3	0	19	0	6	31.65	
LALITPUR	32172	2	LIGHTHOUSE INTERNATIONAL BO	41	49.4	39	29.4	57.6	31.6	5	4	1	2	0	0	3	0	1	31.88	
LALITPUR	32174	2	KALYAN ENGLISH SECONDARY BC	55.3	58	66.5	48.3	66.8	42.4	22	22	4	18	0	0	22	0	0	47.73	
LALITPUR	32175	2	VIDYA SADAN SCHOOL KANIBAHA	51.3	55.3	77.7	36.7	47	42	3	3	0	2	1	0	3	0	0	41.25	
LALITPUR	32176	2	PAVITRA PRARTHANA SCHOOL HA	52.4	65.4	62.6	41.5	53.7	55.9	17	17	3	11	3	0	17	0	0	45.66	
LALITPUR	32177	2	UNIVERSAL ENGLISH SCHOOL BH	48.7	50.4	51.5	26.4	49.4	43.4	25	25	1	7	11	0	19	0	6	24.45	
LALITPUR	32178	2	DHAPAKHEL ENGLISH SCHOOL DH	52.9	63.1	70.3	45.8	60.1	41.8	9	9	1	8	0	0	9	0	0	46.67	
LALITPUR	32179	2	JUPITER ENGLISH BOARDING SCH	60.7	64	74.4	48.3	57.2	61.4	26	26	7	19	0	0	26	0	0	49.04	



**PERFORMANCE OF ALL SCHOOLS IN SLC EXAMINATION BY DISTRICTS**  
**2071 BS (2015 AD)**

DISTRICT	SCODE	ST	SCHOOL	AVERAGE MARKS IN COMP. SUBJECTS						STUDENT		PASS DIVISION						WLD	FLD	SEM
				ENG	NEP	MAT	SCI	SOC	HPE	TAP	TAPRD	DIS	FIR	SEC	TIR	PASS				
LALITPUR	32180	1	GAMVIR SAMUDRA SETU HIGHER	36.7	49.6	29.8	34	47.1	45.8	51	51	0	15	9	0	24	0	27	7.28	
LALITPUR	32181	2	HIGH VIEW ENGLISH SECONDARY	56.4	59.9	53.7	47.8	57.3	56.5	11	11	0	9	0	0	9	0	2	32.73	
LALITPUR	32182	2	ST. PAUL SCHOOL THECHO	62.1	61.4	95.9	62.8	71.4	44.9	16	16	11	5	0	0	16	0	0	55.31	
LALITPUR	32183	2	SOMANG ACADEMY THECHO	47.2	49	49.3	36.5	59.8	36.8	46	44	3	24	9	0	36	0	8	31.45	
LALITPUR	32184	2	HIMALAYAN INTERNATIONAL IDE	54.9	54.2	58.2	42	48.4	51.1	25	25	0	20	2	0	22	0	3	36	
LALITPUR	32185	1	KALI DEVI MA VI BUKHEL	25.6	40.6	27.3	22	41.4	46.3	36	35	0	5	10	0	15	0	20	3.21	
LALITPUR	32186	2	LOK SMRITI VIDYALAYA GWARKO	47.8	46.8	53.2	36.9	40.3	33.9	29	29	1	8	12	0	21	0	8	22.24	
LALITPUR	32188	2	OASIS ENGLISH SCHOOL, RAJKULC	61.4	53.9	72.4	53.7	67.7	46.4	14	14	1	12	0	0	13	0	1	41.25	
LALITPUR	32189	2	CARIBBEAN SECONDARY SCHOOL	54.3	61.6	70.3	39.3	58.3	50.2	22	22	2	18	1	0	21	0	1	42.78	
LALITPUR	32190	2	PRERANA MAHILA VIDHYALAYA S	22.4	41	13.4	13	31.1	29	27	27	0	0	4	0	4	0	23	-14.2	
LALITPUR	32191	2	NATIONAL CHILDREN SCHOOL KA	60.7	66.8	70.2	53.7	69.3	49.9	49	49	12	37	0	0	49	0	0	48.67	
LALITPUR	32192	2	SHAHID DHARMA BHAKTA SCHOO	56.3	64	69.3	49.1	63.2	54	58	58	8	48	1	0	57	0	1	45.71	
LALITPUR	32193	2	GAURISHANKAR ENGLISH BOARDI	57.7	62.2	69.5	53.3	66.6	51.2	33	33	8	24	0	0	32	0	1	46.59	
LALITPUR	32194	2	GYAN MANDIR SCHOOL PATAN SU	54.5	51.2	62.2	37.7	36.3	40.9	19	19	0	8	7	0	15	0	4	26.64	
LALITPUR	32195	2	RADIANT READERS' ACADEMY, SA	57.1	53.9	61.6	40.1	61.2	52.3	82	82	8	61	5	0	74	0	8	39.19	
LALITPUR	32196	2	CHANDANI SECONDARY SCHOOL S	57.4	57.2	49.9	42.2	52.1	49.2	13	13	2	8	2	0	12	0	1	40.38	
LALITPUR	32197	2	MAMATA VIDYA SADAN SANEPA	44.7	46.6	32.4	18.3	50.1	41.4	9	9	0	1	2	0	3	0	6	-2.5	
LALITPUR	32198	2	PAWAN PRAKRITI ENGLISH SECON	56.7	58.2	68.6	42.2	46.3	50.9	69	69	14	46	4	0	64	0	5	42.5	
LALITPUR	32199	2	KANTIPURI BOARDING SCHOOL TA	54.9	53.4	69.1	39.4	52.9	49.5	30	30	1	27	0	0	28	0	2	41	
LALITPUR	32201	2	SURYODAYA EDUCATIONAL DEVE	53.3	61.8	55.3	44.8	48.1	46	72	72	7	49	8	0	64	0	8	37.71	
LALITPUR	32202	2	MARY WARD SCHOOL LUBHOO	47.1	65.7	58	43	57.1	50.4	29	29	1	26	0	0	27	0	2	40.86	
LALITPUR	32203	2	HILL SIDE ENGLISH SCHOOL GOTI	50.4	57.8	59.3	42.5	58.1	61.4	16	16	4	9	2	0	15	0	1	43.13	
LALITPUR	32204	2	HOLY TEMPLE SECONDARY SCHO	54.4	64.2	66	45.6	58	54.5	24	24	4	19	1	0	24	0	0	47.03	
LALITPUR	32205	2	ASMITA ENGLISH SCHOOL SAINBU	54.9	66.6	64.6	44.2	53.9	57.3	38	38	8	26	4	0	38	0	0	46.97	
LALITPUR	32206	2	UNITED SCHOOL SATDOBATO	59.1	68.5	67.6	50.5	65.6	58.1	110	110	39	71	0	0	110	0	0	50.32	
LALITPUR	32207	2	VIDHYA PUNJA ENGLISH SCHOOL	62.1	68.3	62	46.2	68.6	46.8	25	25	6	18	0	0	24	0	1	45.9	
LALITPUR	32208	2	JUGAL SCHOOL DHAPAKHEL-1	60.2	62.6	85.5	60.2	69.3	51.5	38	38	17	21	0	0	38	0	0	51.71	
LALITPUR	32210	2	NAGARJUNA ACADEMY KUPONDC	58.5	60.5	87.1	53.9	70.6	53.2	25	25	13	12	0	0	25	0	0	52.8	
LALITPUR	32211	2	TIKABHAIRAB ENGLISH SCHOOL C	51.7	66.4	69.5	56.8	58.3	50.3	15	15	3	12	0	0	15	0	0	48	
LALITPUR	32212	2	MIDDLE POINT ENGLISH BOARDIN	59.6	65.5	78.1	51.7	67.9	52.6	15	15	6	9	0	0	15	0	0	51	

**PERFORMANCE OF ALL SCHOOLS IN SLC EXAMINATION BY DISTRICTS**  
**2071 BS (2015 AD)**

DISTRICT	SCODE	ST	SCHOOL	AVERAGE MARKS IN COMP. SUBJECTS						STUDENT		PASS DIVISION						WLD	FLD	SEM
				ENG	NEP	MAT	SCI	SOC	HPE	TAP	TAPRD	DIS	FIR	SEC	TIR	PASS				
LALITPUR	32213	2	AADARSH VIDHYA SADAN IMADO	58.5	63.3	70.8	53.1	68.9	55.8	10	10	4	6	0	0	10	0	0	51	
LALITPUR	32214	2	GYAN SHIKHA BOARDING HIGH SC	54.8	49.7	58	41.7	36.3	37.5	21	21	0	13	7	0	20	0	1	38.04	
LALITPUR	32215	2	HERITAGE ENGLISH BOARDING SC	56	66	73.6	57.2	65.8	55	22	22	3	19	0	0	22	0	0	47.05	
LALITPUR	32216	2	PASANGLHAMU SHIKSHYA SADAN	55	57.7	70.9	42.4	40.5	39.6	17	17	0	12	4	0	16	0	1	38.38	
LALITPUR	32217	1	PADHMA PRAKASH SECONDARY S	57.6	64.9	69.5	48.8	63.2	46.1	27	27	9	16	2	0	27	0	0	49.17	
LALITPUR	32218	2	WEST WING SECONDARY SCHOOL	65.1	71.7	91	66.5	73.4	47.5	20	20	18	2	0	0	20	0	0	58.5	
LALITPUR	32219	2	SANTANESHWOR VIDYA MANDIR	58.3	59.5	69.5	46.5	54.9	52.3	22	22	2	19	1	0	22	0	0	45.85	
LALITPUR	32220	2	JYOTIDAYA CO-OPERATIVE SCHOO	58.5	55.7	78.9	43.8	55.7	53.3	17	17	2	15	0	0	17	0	0	46.76	
LALITPUR	32221	2	NAVA KUNJA ENGLISH SCHOOL SI	52.3	53.4	60.3	30.4	61.8	33.9	18	18	0	10	7	0	17	0	1	36.87	
LALITPUR	32222	2	GYANDEEP ENGLISH MEDIUM SCH	50	54.3	53.1	42.9	60.6	44.4	7	6	1	4	1	0	6	0	0	45.62	
LALITPUR	32223	2	PEACE GARDEN SECONDARY SCH	53.6	60.8	66.2	53.8	56.6	50.4	19	19	6	12	1	0	19	0	0	49.14	
LALITPUR	32224	2	NAMUNA ENGLISH SCHOOL LUBH	61.8	65	73.7	52.4	70.4	49.2	32	32	15	14	2	0	31	0	1	49.22	
LALITPUR	32225	2	COVENANT ACADEMY KUSUNTI	59.5	62.1	74	49.7	51.7	40.7	31	31	1	29	1	0	31	0	0	45.12	
LALITPUR	32226	2	VIDYA VIKASH SECONDARY SCH	46.6	49.5	66.6	36.5	36.3	35	16	15	0	11	2	0	13	0	2	34.5	
LALITPUR	32227	2	DOLPHIN ENGLISH SCHOOL BISHA	56.2	69.8	59.6	53	55.4	49.6	33	33	5	28	0	0	33	0	0	47.27	
LALITPUR	32228	2	LITTLE FLOWERS PUBLIC SCHOOL	53.9	52.7	55.9	33.1	42.3	45.4	7	7	0	4	2	0	6	0	1	32.14	
LALITPUR	32229	2	SURACHANA ENGLISH SCHOOL TH	58	65.3	67.5	42.3	56.3	54.2	12	12	3	8	1	0	12	0	0	47.81	
LALITPUR	32230	2	SHREE TARA-PUNJA ENGLISH SCH	61.2	53.6	46	34.3	59.1	34.9	9	9	1	3	3	0	7	0	2	27.92	
LALITPUR	32231	2	CAMPION SCHOOL LAGANKHEL	58.6	53.3	62.9	47.7	50.5	52.6	34	34	5	20	8	0	33	0	1	42.57	
LALITPUR	32232	2	CHILDREN GARDEN ACADEMY IM	60.3	62.6	80.4	47.6	57.4	52.1	13	13	3	10	0	0	13	0	0	48.46	
LALITPUR	32233	2	NEPAL DON BOSCO SCHOOL SIDDI	55.2	62.7	74	52.1	60.8	54.6	60	60	13	44	3	0	60	0	0	47.69	
LALITPUR	32234	2	JWALADEVI VIDYA MANDIR BISTA	52.9	60.3	48.6	39.3	40.3	40.9	9	9	1	4	0	0	5	0	4	16.67	
LALITPUR	32235	2	ASHISH ENGLISH BOARDING SCH	54.6	54.2	51.7	44.8	55.8	44.4	12	12	0	9	3	0	12	0	0	42.19	
LALITPUR	32237	2	CRESCENT ACADEMY ENGLISH SC	55.9	71.3	74.3	58.5	60.1	47.1	20	20	8	12	0	0	20	0	0	51	
LALITPUR	32238	1	SARASWATI VIDYASHRAM SECON	36.9	59.5	41.2	36	43.5	55.5	15	15	0	8	3	0	11	0	4	24.75	
LALITPUR	32239	2	FUTURE STARS ACADEMY	62.5	62.8	69.8	48	65.3	49	6	6	2	4	0	0	6	0	0	50	
LALITPUR	32240	2	SHANGRI-LA INTERNATIONAL SCH	57.7	67.1	79.2	53.1	66.3	49.6	50	50	18	32	0	0	50	0	0	50.4	
LALITPUR	32241	2	DANPHE ENGLISH SCHOOL	43.4	55	46.6	31.7	55.5	45	13	13	1	6	1	0	8	0	5	19.33	
LALITPUR	32242	2	PHOOLCHOKI SECONDARY SCHOO	27.1	35.4	16.9	14.6	26.5	25.1	67	63	0	0	7	0	7	0	56	-16.2	
LALITPUR	32243	2	WILLIAM PUBLIC SCHOOL	60.4	63.8	88.5	57.1	68	55.7	11	11	8	3	0	0	11	0	0	55.91	

**PERFORMANCE OF ALL SCHOOLS IN SLC EXAMINATION BY DISTRICTS**  
**2071 BS (2015 AD)**

DISTRICT	SCODE	ST	SCHOOL	AVERAGE MARKS IN COMP. SUBJECTS						STUDENT		PASS DIVISION						WLD	FLD	SEM
				ENG	NEP	MAT	SCI	SOC	HPE	TAP	TAPRD	DIS	FIR	SEC	TIR	PASS				
LALITPUR	32244	1	GHUSEL SECONDARY SCHOOL	33.2	59.2	39.9	32.3	54.4	51.5	13	13	0	7	3	0	10	0	3	26.83	
LALITPUR	32245	2	ULLENS SCHOOL KHUMALTAR	61.2	63.4	71.9	52	64	56.6	30	30	12	18	0	0	30	0	0	51	
LALITPUR	32246	2	UNIQUE MODEL ACADEMY KANIB	59.4	66.3	88.2	53.1	60.2	48.7	13	13	4	9	0	0	13	0	0	49.62	
LALITPUR	32248	2	NILE STREAM ACADEMY, SANEPA	56.7	56.3	79.8	54	57.1	50.3	11	11	3	7	0	0	10	0	1	42.95	
LALITPUR	32249	2	PRERANA VIDHYASHARAM HARIS	61.4	66.5	75.2	50.6	59.7	58.1	20	20	9	10	0	0	19	0	1	48.38	
LALITPUR	32250	2	KISTLAND SCHOOL KHADKA TOLE	55.5	49.3	48.1	47.4	49.1	53.4	11	11	0	8	2	0	10	0	1	36.82	
LALITPUR	32251	2	WELHAMS H S SCHOOL JAWALAKI	43.7	42.7	33.7	31	40.5	37.1	15	13	0	7	1	0	8	0	5	18.17	
LALITPUR	32252	2	MAHALAXMI ACADEMY LUBHU	57	71.1	84.6	59	59.3	58.5	24	24	12	12	0	0	24	0	0	52.5	
LALITPUR	32253	1	GANESH MA VI DUKUCHHAP	29.8	53.8	49.2	38.3	51.3	39.6	14	14	0	9	3	0	12	0	2	32.95	
LALITPUR	32254	1	BHIMSEN ADARSHA MA VI DEVICH	29.4	57.9	30.2	22	49.2	43.9	22	21	0	3	8	0	11	0	10	8.57	
LALITPUR	32255	3	PATAN U MA VI , PATANDHOKA (O	31.9	39.3	22.5	18.2	31.9	33.1	107	104	0	21	5	1	27	0	77	-5.72	
LALITPUR	32256	2	NATIONAL ENGLISH SECONDARY S	56.9	58.5	71.1	46.9	59.4	55.4	8	8	3	4	0	0	7	0	1	42.19	
LALITPUR	32257	2	HORIZON ENGLISH SCHOOL DHAP	58.6	57.8	78.7	49.9	53.4	46.8	19	19	5	13	1	0	19	0	0	48.36	
LALITPUR	32258	2	NEW SUMNIMA ENGLISH SCHOOL	55	64	58.3	39	61.5	54.3	4	4	0	4	0	0	4	0	0	45	
LALITPUR	32259	2	MOUNT HERMOUN ENGLISH SCHO	59.9	65.2	64.2	38.4	64.7	60.8	10	10	2	8	0	0	10	0	0	48	
LALITPUR	32260	2	LALITPUR ACADEMY SUNAKOTHI	57.3	53.3	49.1	41.4	55.5	41.2	15	15	1	7	6	0	14	0	1	37	
LALITPUR	32261	1	BISHWAMITRA GANESH SECONDA	41.4	53	25.2	26.8	54.8	35.2	9	9	0	2	2	0	4	0	5	5	
LALITPUR	32262	2	ENSHRINE NATIONAL ENGLISH SC	50.3	55.9	62.9	48.1	57.4	58.3	7	7	2	4	1	0	7	0	0	47.68	
LALITPUR	32263	2	ETERNAL SHALOM SECONDARY S	58.3	50.6	65.1	35.1	50.3	53.4	11	11	0	9	2	0	11	0	0	42.95	
LALITPUR	32264	2	PRAGATI ADARSHA ENGLISH SCH	60.8	64.4	88.3	55.2	59.4	48	23	23	8	15	0	0	23	0	0	50.22	
LALITPUR	32265	2	GRACE ACADEMY NAKKHU	55	56.7	53.9	49.4	42.6	59.8	24	24	2	20	0	0	22	0	2	40.62	
LALITPUR	32266	2	DELIGHT KINDERGARTEN HIGH SC	57.8	55.6	74	50.8	56	40.6	12	12	2	9	0	0	11	0	1	41.87	
LALITPUR	32267	2	LIVING STONE ACADEMY NAKHU	60.6	63.4	72	50.1	55.3	53.6	27	27	3	21	3	0	27	0	0	45.42	
LALITPUR	32268	2	BLUE BIRD SCHOOL THAIBA	59.6	64.4	77.4	49.1	59.4	61.7	36	36	13	23	0	0	36	0	0	50.42	
LALITPUR	32269	2	AASHA HI BOARDING SCHOOL SAN	62.5	64.7	80	49.7	57.7	52	6	6	2	4	0	0	6	0	0	50	
LALITPUR	32270	1	YASHODHARA BOUDHA MA VI TH	21.8	28	12.8	12.7	21.5	21	145	110	0	1	19	0	20	0	90	-12.2	
LALITPUR	32271	1	SHARADA SHIKSHA SADAN SECON	28.1	41.3	31.1	24.6	51.7	50.5	10	10	0	1	5	1	7	0	3	17.02	
LALITPUR	32272	1	SHRINGERI SAMUDAYIK MA VI L	52.7	64.6	61.4	53.3	67.9	43.9	15	15	4	7	2	0	13	0	2	38.5	
LALITPUR	32273	2	CHANTAL MAUDUIT ACADEMY M	51.8	59.6	68.9	45.8	58.9	42.2	12	12	0	11	1	0	12	0	0	44.06	
LALITPUR	32275	2	SUNRISE ENGLISH BOARDING SCH	47.7	55.5	55.8	44.8	53.9	45.7	10	9	1	7	0	0	8	0	1	39.17	

**PERFORMANCE OF ALL SCHOOLS IN SLC EXAMINATION BY DISTRICTS**  
**2071 BS (2015 AD)**

DISTRICT	SCODE	ST	SCHOOL	AVERAGE MARKS IN COMP. SUBJECTS						STUDENT		PASS DIVISION						WLD	FLD	SEM
				ENG	NEP	MAT	SCI	SOC	HPE	TAP	TAPRD	DIS	FIR	SEC	TIR	PASS				
LALITPUR	32277	2	ZING BOARDING SCHOOL, KHOKA	60.2	60.8	65.9	44.6	61.4	54.7	17	17	3	13	0	0	16	0	1	43.68	
LALITPUR	32278	1	GUPTESHWOR SECONDARY SCHO	26.3	44.9	22.5	13.9	39.9	42.5	8	8	0	0	2	0	2	0	6	-8.44	
LALITPUR	32279	2	HOPE VALLEY SCHLORS' ACADEM	62.2	67.9	77.3	60.3	73.4	59.6	27	27	17	10	0	0	27	0	0	54.44	
LALITPUR	32280	2	XENIUM NATIONAL ACADEMY, IM	56.9	64.1	72.1	55.3	68	52	14	14	2	11	1	0	14	0	0	46.34	
LALITPUR	32281	2	BIRENDRA SMRITI SHIKCHHYA SA	56.9	57.5	77.9	51.5	55	46.5	14	14	2	12	0	0	14	0	0	47.14	
LALITPUR	32282	2	ERIS ACADEMY	58.2	62	67.7	49.6	55.1	53	14	14	0	14	0	0	14	0	0	45	
LALITPUR	32283	2	HERALD INTERNATIONAL BOARDI	51.6	44	41.6	29.8	36.6	42.8	5	5	0	2	1	0	3	0	2	15.75	
LALITPUR	32284	2	NOBLE EDUCATION SYSTEM SCHO	53.3	66.8	67.5	40.8	60.8	51.3	4	4	0	4	0	0	4	0	0	45	
LALITPUR	32285	2	EDEN GARDEN BOARDING SCHOO	55.7	59.9	80.1	44.5	52.9	50.6	14	14	1	13	0	0	14	0	0	46.07	
LALITPUR	32286	1	BUDDHA SECONDARY SCHOOL, CH	37.6	58.6	47.1	32.8	51.8	52.9	44	44	4	16	16	0	36	0	8	30	
LALITPUR	32287	1	BASUKI SECONDARY SCHOOL	33.8	56.4	37.2	33.4	60.8	33.7	10	10	0	4	5	0	9	0	1	32.63	
LALITPUR	32288	2	KIDS MERRYLAND SCHOOL	41.3	46	41.5	28.9	45.6	34.4	8	7	0	2	4	0	6	0	1	28.93	
LALITPUR	32289	1	CHANDESHWARI SECONDARY SCH	25	44	30.2	27.4	47.8	43.4	20	20	0	2	8	0	10	0	10	6.75	
LALITPUR	32290	2	SAMATA SHIKSHA NIKETAN, GWA	65.1	71.6	82.4	64.4	74.9	60.4	17	17	10	7	0	0	17	0	0	53.82	
LALITPUR	32291	2	SUPER VISION ENGLISH SCHOOL,N	53	59.2	74	37	50.3	48.9	22	22	1	17	1	0	19	0	3	35.97	
LALITPUR	32293	2	VISHWA VIDYA MANDIR BOARDIN	58.5	63.5	66.8	40.8	61	55.6	12	12	2	9	1	0	12	0	0	46.56	
LALITPUR	32294	2	YASHASWI GURUKUL ENGLISH SC	62.3	65	75	48.7	58.3	58.3	3	3	1	2	0	0	3	0	0	50	
LALITPUR	32295	2	HIGH LAND ENGLISH SCHOOL SAIN	52.8	58.3	46.7	43	54.4	52.3	11	11	0	9	0	0	9	0	2	32.73	
LALITPUR	32296	2	PEOPLES SCHOOL HARISIDDHI-8,L	57.9	61.3	85.9	45.7	55.4	57.9	14	14	2	12	0	0	14	0	0	47.14	
LALITPUR	32297	1	BAGH BHAIRAB MA VI, CHAUGHAI	32.4	62.1	41.4	23.9	52.9	54	7	7	0	3	2	0	5	0	2	22.5	
LALITPUR	32298	1	JANAK MA VI ,GIMDI	27.5	41.5	39.3	25	47.3	47.7	24	24	0	7	9	0	16	0	8	18.28	
LALITPUR	32299	1	PATHA PRADARSHAK MA VI, BADI	45.3	51.5	57.6	35.9	48.4	43.7	22	22	1	10	8	0	19	0	3	32.39	
LALITPUR	32300	1	JANA UDAYA MA VI, SAINBU-4	32.5	63.3	51.6	39.8	56.5	55.8	15	15	0	14	1	0	15	0	0	44.25	
LALITPUR	32302	1	KALIDEVI MA.VI. LAMATAR-9	25.9	43.3	20.1	21.3	38.3	24.6	7	6	0	0	1	0	1	0	5	-13.1	
LALITPUR	32303	1	SARASWATI MA.VI. SHANKHU	28.4	57.8	40.9	28.9	51.1	53.2	18	18	0	5	7	0	12	0	6	18.12	
LALITPUR	32304	2	NAZARETH SCHOOL, SANIPA-2, LA	54.3	65.9	81.7	55.7	61	48.6	10	10	5	4	0	0	9	0	1	45.75	
LALITPUR	32305	2	EKTA ACADEMY DHAPADKHEL, LA	58.3	62.6	72.8	53	65.3	47.5	20	20	6	13	1	0	20	0	0	48.94	
LALITPUR	32306	2	PEACE POINT MONTESSORI ACADI	65.6	66	69.6	65.6	65.4	59.8	5	5	1	4	0	0	5	0	0	48	
LALITPUR	32307	2	SHREEKUL VIDAYALA SAINBU	58	65.3	60.3	46.7	70.3	60	3	3	0	3	0	0	3	0	0	45	
LALITPUR	32308	2	PARIJAT ENGLISH SCHOOL, KOBAL	62.2	69.6	75.6	43.4	60.4	64.2	5	5	1	4	0	0	5	0	0	48	

**PERFORMANCE OF ALL SCHOOLS IN SLC EXAMINATION BY DISTRICTS**  
**2071 BS (2015 AD)**

DISTRICT	SCODE	ST	SCHOOL	AVERAGE MARKS IN COMP. SUBJECTS						STUDENT		PASS DIVISION					WLD	FLD	SEM
				ENG	NEP	MAT	SCI	SOC	HPE	TAP	TAPRD	DIS	FIR	SEC	TIR	PASS			
LALITPUR	32309	2	VAJRA ACADEMY	61.7	58.7	77	52.2	64.5	56.3	26	26	11	13	1	0	25	0	1	48.32
MAKWANPUR	33001	1	BHUTAN DEVI MA VI HETAUDA	32.6	48.4	38.2	26.1	39.1	33.8	45	45	0	2	22	4	28	0	17	12.13
MAKWANPUR	33002	1	MAHENDRA MA VI BHIMPHEDE	32.5	51.2	46	19.3	37.6	38.6	55	55	0	3	21	0	24	0	31	2.66
MAKWANPUR	33003	1	ADHUNIK RASTRIYA MA VI HETAUDA	44.1	62.5	64	36.2	40.7	52	187	187	11	97	58	0	166	0	21	34.81
MAKWANPUR	33004	1	TRIBHUVAN MA VI NAWALPUR	28.6	49.8	36.8	24.1	43.5	42.9	113	113	2	20	39	2	63	0	50	11.14
MAKWANPUR	33005	1	JANAKALYAN MA VI PALUNG	31	48	30.1	28	42.9	27	104	104	0	13	30	1	44	0	60	2.61
MAKWANPUR	33006	1	SHWACHCHANDA BHAIKAB MA VI HETAUNDA	29.2	39.5	40.2	24.6	32.9	37	42	42	0	3	20	0	23	0	19	9.11
MAKWANPUR	33007	1	JANATA HIGHER SECONDARY SCHOOL	26.8	48.4	33.5	35.7	34.7	52.5	90	90	0	18	29	0	47	0	43	9.12
MAKWANPUR	33008	1	MAHENDRA KIRAN MA VI JYAMIR	33	49.9	39.1	23	34.8	44.2	65	65	1	10	23	0	34	0	31	9.06
MAKWANPUR	33009	1	JYOTI MA VI THULODAMAR	32.8	50.5	30.7	21.1	39.5	43.5	74	74	0	5	24	2	31	0	43	1.56
MAKWANPUR	33010	1	BANSHA GOPAL MA VI CHAUGHAT	34.2	48.3	42.5	30.9	41.1	31	52	52	0	6	24	1	31	0	21	12.14
MAKWANPUR	33011	1	SIDDHARTHA MA VI HETAUNDA	32.2	50.3	40.9	30.6	37.6	43.8	87	86	0	20	42	0	62	0	24	20.67
MAKWANPUR	33012	1	KALIKA MA VI NAMTAR	33	53.1	36.7	28	35.8	39.8	65	64	0	14	20	0	34	0	30	9.84
MAKWANPUR	33013	2	UJJWAL SHISHU NIKETAN MA VI HETAUNDA	51.8	60.7	73.6	42.1	58.9	50.9	25	25	3	19	2	0	24	0	1	43.2
MAKWANPUR	33014	1	SHRAMIK MA VI KARRA	38.9	49.7	36.9	29.4	39.6	37.5	31	31	0	10	7	0	17	0	14	11.98
MAKWANPUR	33015	1	GYANADA MA VI HETAUNDA	34.2	44.1	38	27.8	40.8	29.1	24	24	0	3	9	1	13	0	11	8.97
MAKWANPUR	33016	1	PRAGATI MA VI PASHUPATINAGAR	39.2	53.2	53.8	36.3	49.4	33.2	80	80	3	25	45	1	74	0	6	33.91
MAKWANPUR	33018	2	SIDDHARTHA SISHU SADAN ENGLISH	51.2	59.3	65.1	48.7	59.3	52.5	91	91	15	56	17	0	88	0	3	43.15
MAKWANPUR	33019	1	BAJRA BARAHI MA VI THAHACHOI	34.4	45.9	46.6	25.1	34.8	39.5	83	83	0	14	47	0	61	0	22	20.74
MAKWANPUR	33020	1	SHARADA HIGHER SECONDARY SCHOOL	30.9	43.7	36.8	20.8	25.6	34.9	64	64	0	2	17	1	20	0	44	-4.72
MAKWANPUR	33021	1	JANAPRIYA MA VI CHISAPANI	34.9	42.9	37.2	23.7	36.3	40.8	62	62	0	11	20	2	33	0	29	9.12
MAKWANPUR	33022	1	BUDDHA MA VI HANTISUNDE	20.6	41.4	29.4	18.7	35.4	42.1	93	92	0	8	16	1	25	0	67	-6.34
MAKWANPUR	33023	1	MAHENDRA MA VI PADAMPOKHARI	25	39.4	22.3	16	29.3	28.7	139	138	1	3	19	1	24	0	114	-12.4
MAKWANPUR	33024	1	MAHENDRA JYOTI MA VI HANDIKI	28.9	45.6	45.4	26.1	48.1	56.9	37	36	0	10	16	0	26	0	10	21.25
MAKWANPUR	33025	1	KRISHNA MA VI BHAISE	31.8	47	30	24.8	29.9	30.3	28	28	0	2	6	1	9	0	19	-3.96
MAKWANPUR	33026	1	BATSALA DEVI MA VI SISNERI	30.1	50.5	31.2	16.7	56.1	43.6	37	37	0	5	10	0	15	0	22	1.82
MAKWANPUR	33027	1	CHANDRODAYA MA VI BAHADUR	31.7	44.5	35.5	26.2	30.5	39.5	84	84	1	10	21	0	32	0	52	0.58
MAKWANPUR	33028	1	NIRMAL MA VI BASTIPUR	26.6	47.6	29.3	20.8	38.2	39	105	100	1	12	29	1	43	0	57	3.2
MAKWANPUR	33029	1	BAL JYOTI MA VI PIPE HETAUNDA	35.1	52.2	40.6	31.5	40.4	35.9	70	70	0	9	29	3	41	0	29	11.48
MAKWANPUR	33030	1	MAHENDRA MA VI CHHATIWAN	28.7	53.5	30.4	33.6	39.9	54.4	106	106	0	21	34	0	55	0	51	8.92

**PERFORMANCE OF ALL SCHOOLS IN SLC EXAMINATION BY DISTRICTS**  
**2071 BS (2015 AD)**

DISTRICT	SCODE	ST	SCHOOL	AVERAGE MARKS IN COMP. SUBJECTS						STUDENT		PASS DIVISION					WLD	FLD	SEM
				ENG	NEP	MAT	SCI	SOC	HPE	TAP	TAPRD	DIS	FIR	SEC	TIR	PASS			
MAKWANPUR	33031	1	BHANU MA VI MAKRANCHULI	37.8	46.2	45.7	31.5	37.4	38.9	56	56	1	11	18	2	32	0	24	11.97
MAKWANPUR	33032	1	CHANDIKA MA VI SHIKHARKATER	30.3	40.1	35.9	23.7	34.2	36.1	47	47	0	5	17	4	26	0	21	8.98
MAKWANPUR	33033	1	SURYODAYA MA VI SARIKHET PAI	23.5	41.8	12.8	14.3	21.4	35.5	54	54	0	1	1	0	2	0	52	-20.2
MAKWANPUR	33034	1	BAGAMATI MA VI RAIGAON	30.5	38.9	30.3	12.8	33.1	31	55	55	0	2	7	1	10	0	45	-12
MAKWANPUR	33035	1	RUP NARAYAN MA VI BUDHICHAU	28.9	51.3	39.9	32	60.8	44.9	19	19	0	5	6	0	11	0	8	13.03
MAKWANPUR	33036	1	NATESHWAR MA VI TAUKHEL CHI	31	44.2	31.5	18.1	31.6	35.3	48	47	0	6	13	0	19	0	28	1.68
MAKWANPUR	33037	2	ARNIKO ACADEMY ENGLISH MEDI	49.5	59.6	69.6	38.5	54	49.2	10	10	1	6	2	0	9	0	1	37.5
MAKWANPUR	33038	1	JANAK MA VI AAMBHANJYANG	27.4	46.7	32.5	31.4	26.5	32.5	21	20	0	5	3	0	8	0	12	2.81
MAKWANPUR	33039	2	TULASI MEHAR MEMORIAL ENGLE	52.5	63.5	69	47.8	55.1	52.5	47	47	6	38	2	0	46	0	1	45
MAKWANPUR	33040	1	MAHENDRA KIRAN MA VI BASAM,	32.2	43.1	24.6	23.5	44.1	53.8	43	43	0	5	8	1	14	0	29	-3.1
MAKWANPUR	33041	1	JANAJYOTI MA VI CHURIYAMAI	30.3	46.8	34.8	24.9	32.2	30.4	80	80	0	11	19	4	34	0	46	2.47
MAKWANPUR	33042	1	JAN JAGRITI MA VI CHUREMAI RA	26.6	41	33.5	22.9	32	31.4	61	61	0	4	11	4	19	0	42	-4.88
MAKWANPUR	33043	1	SARASWATI BALBODHINI MA VI M	24.1	50.2	22	26.1	52.6	40	16	16	0	1	4	0	5	0	11	-4.22
MAKWANPUR	33044	1	BAL JIVAN JYOTI MA VI MAKARI	25.5	36.5	23.2	19.4	39.4	47.6	52	50	0	5	13	1	19	0	31	-0.2
MAKWANPUR	33045	1	NAVA JYOTI MA VI NAGSWOTI	35.3	45.4	39	30.8	32.7	36.8	36	36	0	4	16	1	21	0	15	11.29
MAKWANPUR	33046	1	JHAMKESHWORI MA VI OKHARBA	25.9	44.4	28	20.9	32.8	31.1	41	41	0	3	9	1	13	0	28	-4.08
MAKWANPUR	33047	1	MATSYA NARAYAN MA VI SOLTU	23	41.8	21.3	18.3	32.8	30	51	51	0	3	7	0	10	0	41	-10.8
MAKWANPUR	33048	2	GYANODAYA BAL BATIKA ACADE	55.6	61.5	72	43.6	53.5	53	51	51	7	40	3	0	50	0	1	45.07
MAKWANPUR	33049	2	SOLIDARITY INTERNATIONAL ACA	51.4	58.7	60.6	48.8	59.6	47.3	137	137	13	85	24	0	122	0	15	37.06
MAKWANPUR	33050	1	KANTI MA VI THINGAN MAKAWAN	28.2	42.7	31.6	22.1	30	36.4	18	18	0	1	5	0	6	0	12	-3.12
MAKWANPUR	33051	1	BAGESHWARI MA VI TISTUNG NAI	32.3	51.4	36.8	30.8	47	31.9	58	58	0	7	33	0	40	0	18	17.65
MAKWANPUR	33052	1	BHOJSIDDHA MA VI HANDIKHOLA	25.5	43.5	38.8	23.2	49.6	33.2	62	62	0	13	14	1	28	0	34	5.1
MAKWANPUR	33053	1	BAL BODH MA VI BHULBHULE HA	33	51.7	36.4	20.4	37.3	45.2	66	66	0	12	14	0	26	0	40	1.7
MAKWANPUR	33054	1	INDRAYANI MA VI AGRA	23.9	39.6	15.8	21.8	33	30.1	21	21	0	0	4	0	4	0	17	-11.8
MAKWANPUR	33056	2	HETAUDA ACADEMY HETAUDA M	56	63.2	76.6	48.6	56.5	50.5	67	67	13	50	4	0	67	0	0	47.24
MAKWANPUR	33058	1	PANCHAKANYA MA VI IPAUKHUB	28.4	56.3	33.7	22.7	60.2	46.4	9	9	0	1	5	0	6	0	3	16.25
MAKWANPUR	33059	2	GYANDEEP SHIKSHA (G.S.) NIKETA	54.5	65.1	73.3	55	62.9	52.8	87	87	24	54	9	0	87	0	0	47.97
MAKWANPUR	33060	1	LEKALI BASIPHANT SECONDARY S	26.4	44.9	19.9	26.9	37.1	33.8	33	33	0	1	5	0	6	0	27	-11.9
MAKWANPUR	33061	2	NAVODAYA SHISHU SADAN ENGLE	49.7	56.9	62.3	46.5	56	54.5	31	31	4	19	8	0	31	0	0	44.03
MAKWANPUR	33063	1	TRIBHUVAN MA VI HATIYA-5	26.3	42.3	23.6	14.5	25.7	34.9	37	37	0	1	5	0	6	0	31	-13.1

**PERFORMANCE OF ALL SCHOOLS IN SLC EXAMINATION BY DISTRICTS**  
**2071 BS (2015 AD)**

DISTRICT	SCODE	ST	SCHOOL	AVERAGE MARKS IN COMP. SUBJECTS						STUDENT		PASS DIVISION					WLD	FLD	SEM
				ENG	NEP	MAT	SCI	SOC	HPE	TAP	TAPRD	DIS	FIR	SEC	TIR	PASS			
MAKWANPUR	33064	2	HETAUDA MODERN ENGLISH SEC	49.4	58.8	61.9	33	45.2	52.9	17	17	0	8	9	0	17	0	0	39.04
MAKWANPUR	33065	2	ZENITH INTERNATIONAL HIGHER S	46.8	51.9	58.7	33.7	38.1	40.8	31	31	0	13	10	0	23	0	8	23.95
MAKWANPUR	33066	2	HIMALAYAN BOARDING	47.4	55.8	59.3	35.3	49.4	57.2	23	23	2	14	4	0	20	0	3	35.54
MAKWANPUR	33067	1	BARAHI MA VI NIBUWATAR	28.2	47.5	27.7	25.8	57.8	43.3	30	30	0	5	8	0	13	0	17	3.75
MAKWANPUR	33068	2	SATYAM XAVIER'S ENGLISH SCHO	55.3	62.5	73.2	39	56.4	56.7	11	11	2	9	0	0	11	0	0	47.73
MAKWANPUR	33069	2	BAL JAGRITI ENGLISH SCHOOL, SI	55	64.9	78.4	49.1	57.2	54.9	71	71	19	50	2	0	71	0	0	48.7
MAKWANPUR	33070	1	JANAK SECONDARY SCHOOL, BHII	22.1	39.4	33.2	25.7	31.9	33.8	43	41	0	5	11	1	17	0	24	1.96
MAKWANPUR	33071	1	MAHACHUNI SECONDARY SCHO	28.5	49.6	35.8	22.6	34.8	39.3	28	28	0	4	10	0	14	0	14	7.23
MAKWANPUR	33072	2	RELIANCE ENGLISH BOARDING SC	47.5	51.4	47	37.9	48.1	45	21	21	2	8	6	0	16	0	5	27.14
MAKWANPUR	33073	1	JANATA MA VI SUKAURA	24.9	36.9	24.1	25.7	35.3	28.7	27	27	0	0	4	1	5	0	22	-12.4
MAKWANPUR	33074	1	CHURIYAMAI SECONDARY SCHOC	24.6	41.7	22.4	9.6	28.2	32.8	44	42	0	1	4	0	5	0	37	-15.5
MAKWANPUR	33075	1	BUDDHA SECONDARY SCHOOL PA	26.2	43.2	30.9	16.8	30.6	29.4	72	69	0	2	15	3	20	0	49	-6.29
MAKWANPUR	33076	1	BALJAGRITI YUWA BARSHA SECO	39.8	50.9	41	19.5	35.7	40.9	51	51	1	12	7	0	20	0	31	2.72
MAKWANPUR	33077	1	BHAWANI MA VI KALIKATAR	25.9	49.6	31	18.6	24.5	35.8	25	24	0	2	4	0	6	0	18	-7.5
MAKWANPUR	33078	1	MA VI KOGATE MELTAR	29.3	56.8	37	25.3	64.9	42	11	11	0	1	7	0	8	0	3	19.43
MAKWANPUR	33079	1	SURYA MA VI RAIGAUN	26.5	40.9	26.2	11.6	31.4	34.5	26	26	0	1	4	0	5	0	21	-11.3
MAKWANPUR	33080	1	RASTRIYA ROTARY MA VI MANAH	28.5	42.6	53.8	33.6	52.7	36.9	94	94	0	29	47	5	81	0	13	28.92
MAKWANPUR	33081	1	RASTRIYA MA VI MANAHARI SUN	26.8	48.8	31.6	16.4	24.5	38.2	34	34	0	2	5	0	7	0	27	-10.3
MAKWANPUR	33082	1	JALPA DEVI MA VI DUMREKUNA A	29.3	40.7	32.1	24.1	42.9	29.9	45	45	0	0	22	1	23	0	22	6.03
MAKWANPUR	33083	1	MAHALAXMI MA VI SUPING	34.3	59	51.4	30.2	64.4	47.7	25	25	0	12	8	0	20	0	5	27.9
MAKWANPUR	33084	1	SUNDARI DEVI MA VI AGRA DAND	28.1	39.4	30.7	23.2	30.3	33.8	33	33	0	0	13	0	13	0	20	-0.34
MAKWANPUR	33085	1	BAGH BHAIRAB MA VI BETINI	25.7	43.5	29.5	17.5	35.3	32.6	26	26	0	2	6	0	8	0	18	-4.33
MAKWANPUR	33086	2	KRISHNA ADARSHA MA VI HETAU	53.6	59.8	65.5	35.3	39.5	53.6	26	26	0	18	5	0	23	0	3	35.05
MAKWANPUR	33087	3	SIDDHARTHA U MA VI, HETAUDA	25.6	32.7	16.7	14.4	34.4	27.2	81	76	0	2	15	1	18	0	58	-9.01
MAKWANPUR	33088	1	DEVAKI MA VI PHAPARBARI	29.7	47.9	37.1	16.1	38.1	33.5	19	19	0	1	5	0	6	0	13	-4.14
MAKWANPUR	33089	1	RASTRIYA MA VI SANUTAR-6 BHA	32.9	53.1	36.3	29.7	41.7	40.8	27	27	0	4	18	1	23	0	4	26.72
MAKWANPUR	33090	2	SUNRISE ENGLISH BOARDING SCH	48.7	54	61.6	30.5	38.6	46.8	27	27	1	16	4	0	21	0	6	28.89
MAKWANPUR	33091	1	ARANIKO MA VI BASAMADI	28.9	43.8	25.1	15.9	41.6	53.7	57	56	0	5	12	0	17	0	39	-4.42
MAKWANPUR	33092	1	PASHUPATINATH MA VI HANDIKH	30.8	45.9	30.4	23.4	39.2	53	54	54	0	5	20	0	25	0	29	4.58
MAKWANPUR	33093	2	SHIKSHA BIKAS SHISHU SADAN B	54.1	63.5	63.1	37.5	53.3	49	24	24	0	19	4	0	23	0	1	40.31

**PERFORMANCE OF ALL SCHOOLS IN SLC EXAMINATION BY DISTRICTS**  
**2071 BS (2015 AD)**

DISTRICT	SCODE	ST	SCHOOL	AVERAGE MARKS IN COMP. SUBJECTS						STUDENT		PASS DIVISION					WLD	FLD	SEM
				ENG	NEP	MAT	SCI	SOC	HPE	TAP	TAPRD	DIS	FIR	SEC	TIR	PASS			
MAKWANPUR	33094	2	TASIR ENGLISH SECONDARY SCHC	59.6	64.1	74.8	57	55.5	52.4	32	32	10	22	0	0	32	0	0	49.69
MAKWANPUR	33095	2	SUN SHINE ENGLISH BOARDING SC	49.2	54.3	56.9	33.1	44.2	50.7	24	24	0	16	6	0	22	0	2	36.56
MAKWANPUR	33096	1	SHREE KARAMAPRAPTI MA VI CHI	25.4	42	35	31.3	40.7	36.1	40	40	0	3	13	2	18	0	22	3.17
MAKWANPUR	33097	1	GORKSHANATH MA VI HARNAMAI	28.5	46.8	38	21.4	36.4	40.5	34	34	0	2	15	2	19	0	15	9.02
MAKWANPUR	33098	1	KALIDEVI MA VI KUDULLE SHIKH	30.7	45.6	36.7	37	39.1	53	21	20	0	7	5	0	12	0	8	15.19
MAKWANPUR	33099	1	KALIKA MA VI KHAIRANG, ATHAR	26	43.3	28.9	17	23.3	35.7	15	14	0	0	4	0	4	0	10	-6.43
MAKWANPUR	33100	1	VYAS MA VI GOGANE	26.3	40	22.1	29.2	31.9	34.9	23	23	0	1	7	0	8	0	15	-2.45
MAKWANPUR	33101	2	BRAHMADIK ACADEMY, HETAUDA	53.8	65.1	65.7	38.4	49.3	48.8	9	9	1	6	2	0	9	0	0	44.17
MAKWANPUR	33102	1	PRASIDDHA MA VI MANTHALI	24.1	44.2	27.1	32.3	37	51.2	21	20	0	2	6	0	8	0	12	1.13
MAKWANPUR	33103	1	RASTRIYA MA VI KANKADA	21.5	34.9	22.3	15.5	43.3	27.6	19	18	0	1	2	0	3	0	15	-12.5
MAKWANPUR	33104	2	SEMINARY ACADEMIC COUNCIL M	51.1	51.4	42.6	38.5	42.9	43.4	20	20	1	9	4	0	14	0	6	23.25
MAKWANPUR	33105	1	BAL UJJWAL MA VI BASAMADI	26.1	43.3	28	15.9	33.9	37.2	41	38	0	3	8	1	12	0	26	-4.11
MAKWANPUR	33106	2	SUNGAVA SHIKSHA NIKETAN MA V	49.2	56	68.3	51.4	58.3	50.3	32	32	7	20	4	0	31	0	1	44.77
MAKWANPUR	33107	1	SUNLA MA V	29.5	50.2	38.6	34	40.7	40.7	31	29	0	10	9	1	20	0	9	19.84
MAKWANPUR	33108	2	MOUNT EVEREST ENGLISH BOARD	46.8	52.1	59	37.4	42.2	34.6	10	10	0	4	4	0	8	0	2	27
MAKWANPUR	33109	1	KAMALA DEVI MA V , DANDAKHA	25.1	37.4	33.4	26.9	29.5	33.3	14	13	0	0	7	1	8	0	5	11.37
MAKWANPUR	33110	1	RAJDEVI MA V , HATIYA-2	29.2	39.6	35.1	26.4	36	35.4	23	21	0	3	7	0	10	0	11	5.89
MAKWANPUR	33111	1	PANCHAKANYA MA V , KULEKHAN	24.6	37.7	20	19.4	28.4	31.2	31	30	0	1	4	2	7	0	23	-9.65
MAKWANPUR	33112	1	KALIKA MA V , RAKSHIRANG	21.1	32.5	10.8	8.7	10.1	24.1	15	15	0	0	0	0	0	0	15	-22.5
MAKWANPUR	33113	2	REDROSE ENGLISH BOARDING SCH	55.4	58.8	74	39.3	62.6	52.9	23	23	2	19	1	0	22	0	1	42.88
MAKWANPUR	33114	2	UNITED ENGLISH SCHOOL,MANAH	55.9	68.4	71.1	42.6	41.4	54.4	14	14	0	12	2	0	14	0	0	43.39
MAKWANPUR	33115	1	SARASWOTI SECONDARY SCHOOL	27.8	49.1	22.1	24	35.3	33.2	24	24	0	3	3	0	6	0	18	-7.03
MAKWANPUR	33116	1	KALIKA SECONDARY SCHOOL,DHIL	15.7	30.8	14.5	14	27	22	26	21	0	1	2	0	3	0	18	-13.9
MAKWANPUR	33117	1	AMAR SECONDARY SCHOOL,HETA	31.1	44.3	41.5	26.5	35.1	36.1	34	27	0	11	11	0	22	0	5	27.92
MAKWANPUR	33118	2	PALUNG ENGLISH SCHOOL,PALUN	43.3	59.7	43.2	40.8	45.3	51.2	6	6	1	2	1	0	4	0	2	23.12
MAKWANPUR	33119	1	PRABHAT SECONDARY SCHOOL,C	17.2	39.4	18.4	24.4	39.3	35	28	27	0	1	5	0	6	0	21	-9.58
MAKWANPUR	33120	1	DHUWANG SECONDARY SCHOOL,	22.6	49.9	23.8	20.1	24.6	31.7	9	9	0	1	0	0	1	0	8	-15
MAKWANPUR	33121	1	SITA SECONDARY SCHOOL, HAND	28.8	43.7	36.6	21.3	39.5	35.3	29	27	0	7	6	0	13	0	14	7.5
MAKWANPUR	33122	1	KALIDEVI SECONDARY SCHOOL, P	30.7	42.8	43.1	22.7	35.5	39.7	15	15	0	3	6	2	11	0	4	19.7
MAKWANPUR	33123	2	PALUNG MODERN ENGLISH MEDIU	35.3	50.1	23.8	22.3	30.7	34.8	9	9	0	2	1	0	3	0	6	-1.25



**PERFORMANCE OF ALL SCHOOLS IN SLC EXAMINATION BY DISTRICTS**  
**2071 BS (2015 AD)**

DISTRICT	SCODE	ST	SCHOOL	AVERAGE MARKS IN COMP. SUBJECTS						STUDENT		PASS DIVISION					WLD	FLD	SEM
				ENG	NEP	MAT	SCI	SOC	HPE	TAP	TAPRD	DIS	FIR	SEC	TIR	PASS			
CHITWAN	34001	1	CHITWAN MA VI BHARATPUR	34.1	58.8	37.7	22	49.6	40.6	67	67	0	20	10	1	31	0	36	6.74
CHITWAN	34002	1	SHARADA MA VI SHARADANAGAR	29.8	44.7	33.3	23.4	33.9	32.9	91	91	0	9	30	4	43	0	48	4.76
CHITWAN	34003	1	NARAYANI VIDYA MANDIR HIGHE	30.4	46.4	32.5	21.9	39	35	116	116	3	18	25	0	46	0	70	2.23
CHITWAN	34004	1	MADI MA VI BAGHOUDA BASANT	29.1	52.7	33.1	22.1	44.4	41	113	113	3	17	21	1	42	0	71	0.71
CHITWAN	34005	1	BAL KUMARI MA VI NARAYANGAI	33.9	49.6	35.8	28.1	40.6	41.2	48	48	1	7	17	1	26	0	22	9.95
CHITWAN	34006	1	JHUWANI MA VI JHUWANI	30.2	45	41.8	21.9	50.5	33.6	44	44	1	1	20	3	25	0	19	9.65
CHITWAN	34007	1	PREMBASTI MA VI PREMBASTI	38.8	50.6	52.6	38.6	47.7	46.3	87	87	5	34	38	0	77	0	10	33.19
CHITWAN	34008	1	ANNAPURNA HIGHER SECONDARY	32.6	50.5	46.7	30	46.5	43.6	70	70	1	17	37	3	58	0	12	26.8
CHITWAN	34009	1	SITARAM SAN MA VI DEVGHAT	30.8	54	37.4	18.4	49.9	39.1	37	36	0	12	4	0	16	0	20	6.25
CHITWAN	34010	1	BHIMODAYA MA VI PADAMPUR	28.8	55.8	26.9	27	45.8	45.5	129	129	2	30	19	0	51	0	78	2.76
CHITWAN	34011	1	AMAR MA VI PATIHANI	28.6	46.8	22.9	19.6	43.6	36.7	93	93	0	12	19	0	31	0	62	-2.3
CHITWAN	34012	1	ARUNODAYA MA VI GITANAGAR	29.2	49.5	45.9	25.7	46.8	40.1	50	50	2	12	14	0	28	0	22	12.75
CHITWAN	34013	1	ADARSHA MA VI DIBYANAGAR	28.8	57.1	35.4	23.4	46.6	42.4	47	47	1	9	7	0	17	0	30	0.56
CHITWAN	34014	1	BISHWA PRAKASH HIGHER SECON	28.9	49.3	36.2	20.4	48	40.1	118	118	0	17	30	0	47	0	71	1.53
CHITWAN	34015	1	PRITHVI MA VI JUTPANI	27.7	45.9	35.3	26.2	42.3	41.3	140	139	1	23	51	2	77	0	62	10.57
CHITWAN	34016	1	GUNJANAGAR MA VI GUNJANAGA	30.9	51.3	45.4	24	35.9	37.8	59	59	1	11	21	0	33	0	26	11.5
CHITWAN	34017	1	KATHAR MA VI KATHAR	26.2	41.9	22.6	17.9	32	39.3	110	110	0	10	17	1	28	0	82	-7.25
CHITWAN	34018	1	BHIMNAGAR MA VI BHIMNAGAR	31	56.6	43.8	30.6	47.9	47.6	46	45	0	20	15	0	35	0	10	26.25
CHITWAN	34019	1	DURGA MA VI VIJAYNAGAR	34.3	55.8	42.9	33.7	41.1	37.6	81	81	1	18	42	2	63	0	18	23.83
CHITWAN	34020	1	BUDDHA SHANTI MA VI PIPLE 7	31.9	47.5	37.2	21.7	35.5	45.1	109	109	0	15	38	1	54	0	55	6.83
CHITWAN	34021	1	KHAIRAHANI MA VI KHAIRAHANI	27.6	45.5	35.6	20.8	30.9	39.3	156	156	0	12	47	3	62	0	94	0.53
CHITWAN	34022	1	NEPAL MA VI RATNA NAGAR	28.9	47.6	37	29.9	41.4	38.1	82	82	2	14	26	2	44	0	38	10.01
CHITWAN	34023	1	NARAYANI MODEL HIGHER SECON	45.3	62.2	60.5	34.3	50.7	47	153	153	13	76	39	0	128	0	25	32.38
CHITWAN	34024	1	PANCHAKANYA MA VI JAYMANGA	33.2	53.7	40.5	26.3	48.9	43.8	76	76	0	25	28	0	53	0	23	20.43
CHITWAN	34025	1	BIRENDRA ADARSHA MA VI BIREN	31.5	56.1	41.7	24	39.8	47.2	83	83	0	18	31	1	50	0	33	13.71
CHITWAN	34026	1	RAMPUR MA VI RAMPUR	28.1	38.5	26.9	19.4	35.1	30.2	22	22	0	1	4	0	5	0	17	-9.2
CHITWAN	34027	1	BAIRIYA MA VI PANCHAKANYA	37.2	54.6	45.8	31.3	40.4	37.3	45	45	1	11	23	0	35	0	10	24.58
CHITWAN	34028	2	HILL BIRD AWASIYA MA VI BHARA	53.1	63.9	69.7	45.8	57	54.2	43	43	16	15	8	1	40	0	3	43.29
CHITWAN	34029	1	SHREEPUR MA VI SHREEPUR PHUL	26.9	46.9	36.3	27.1	47.7	34.9	22	22	0	5	8	0	13	0	9	13.3
CHITWAN	34030	1	JANAKI MA VI MEGHAULI CHITWA	30	42.6	45.7	28.4	43.4	39.7	91	91	2	15	46	1	64	0	27	19.38

**PERFORMANCE OF ALL SCHOOLS IN SLC EXAMINATION BY DISTRICTS**  
**2071 BS (2015 AD)**

DISTRICT	SCODE	ST	SCHOOL	AVERAGE MARKS IN COMP. SUBJECTS						STUDENT		PASS DIVISION						WLD	FLD	SEM
				ENG	NEP	MAT	SCI	SOC	HPE	TAP	TAPRD	DIS	FIR	SEC	TIR	PASS				
CHITWAN	34031	1	JANA JAGRITI MA VI PITHUWA	36.6	55	48.2	38.9	47.5	49.8	94	94	4	42	34	1	81	0	13	32.01	
CHITWAN	34032	1	JANA JIWAN MA VI AYODHYAPUR	28.1	55.9	42	29.5	48.7	43.9	75	75	3	15	37	0	55	0	20	22.05	
CHITWAN	34033	1	BHANDARA MA VI BHANDARA	25.4	49.7	21.5	14.3	42.5	46.4	99	99	1	6	14	0	21	0	78	-9.62	
CHITWAN	34034	1	JANA JIWAN MA VI CHAINPUR	28.9	43.6	26.8	20.4	42.8	35.4	118	118	0	14	29	0	43	0	75	-0.67	
CHITWAN	34035	1	LAXMI MA VI LANKU	32.5	55.1	44.9	32.9	45.5	45.3	83	83	2	26	31	0	59	0	24	21.64	
CHITWAN	34036	1	SOMESHWAR HIGHER SECONDARY	28.5	46.9	36.8	20.9	41.1	35.4	124	124	2	12	39	2	55	0	69	3.8	
CHITWAN	34037	1	PRABHAT MA VI SUKRANAGAR	28.7	54.6	37	24.4	46.6	45.8	94	94	2	20	23	0	45	0	49	7.38	
CHITWAN	34038	1	SARVA SHANTI MA VI KURINTAR	30.8	46.1	28	19.7	35.5	41.7	112	112	1	13	19	1	34	0	78	-3.97	
CHITWAN	34039	2	SMALL HEAVEN AWASIYA MA VI P	57.6	61.8	73.6	43.6	56.7	55.7	96	96	21	65	5	0	91	0	5	44.18	
CHITWAN	34040	1	AADIKABI BHANUBHAKTA MA VI C	34.5	57.4	43.9	29	48	44.1	100	100	2	34	35	0	71	0	29	21.79	
CHITWAN	34041	1	HIMALAYA MA VI CHAMPANAGAR	39.7	56.9	53.8	32.7	44.7	38.7	90	90	7	29	34	0	70	0	20	26.92	
CHITWAN	34042	1	JANAJYOTI PADHMANARAYAN DH	31.7	44.9	39.5	23.4	40.2	36.4	49	49	0	9	13	0	22	0	27	4.82	
CHITWAN	34043	1	JANAKALYAN MA VI KALYANPUR	30.6	51.1	40	30	44.2	38.8	72	70	1	14	32	0	47	0	23	17.89	
CHITWAN	34044	2	KAMAL DEVI AWASIYA MA VI SAR	49.1	57.1	65.5	42.8	49.3	42.3	66	66	4	44	18	0	66	0	0	42.84	
CHITWAN	34045	1	BAL KUMARI KANYA MA VI NARA	38.7	59.2	47.1	31.3	53.6	47	104	104	4	47	28	0	79	0	25	26.32	
CHITWAN	34046	1	SARADPUR MA VI GAURIGANJ	34.2	56.9	50.8	27.9	44.7	38.4	46	46	0	11	27	0	38	0	8	26.66	
CHITWAN	34047	1	KAPIYA MA VI KAPIYA	26.9	47	38	23.9	28.9	37.7	60	59	0	8	18	0	26	0	33	3.81	
CHITWAN	34048	1	CHATURMUKHI MA VI SHAKTIKHC	31.8	51.5	43.6	28.5	32	46.4	65	65	0	16	27	0	43	0	22	17.48	
CHITWAN	34049	2	CHITAWAN ENGLISH AWASIYA MA	56.3	61	66.7	42	62.2	57.2	29	29	4	24	1	0	29	0	0	46.68	
CHITWAN	34050	1	BHARATPUR MA VI BHARATPUR	33.8	51.4	41.7	26.7	47	41.9	29	29	0	4	17	0	21	0	8	19.78	
CHITWAN	34051	2	MILLY JULLY AWASIYA MA VI PAR	46.1	58.3	58.6	34.2	55.4	48.4	16	16	0	7	6	0	13	0	3	28.13	
CHITWAN	34052	2	BAL KUMARI ENGLISH SCHOOL NA	55.6	56.5	58.5	46.4	58.2	56.2	44	44	7	27	7	0	41	0	3	40.99	
CHITWAN	34053	1	KAVILASH MA VI JUGEDI	33.4	49.9	33.8	24.5	48	40.3	46	46	0	8	13	0	21	0	25	5.14	
CHITWAN	34054	1	LAXMI MA VI JAGATPUR	38.4	53.9	40.5	28.3	44.9	37.5	68	68	1	13	25	0	39	0	29	12.3	
CHITWAN	34055	1	TRIVENI BARAH MA VI MUGLING	25	42.3	27.8	19	37	40.5	41	41	0	2	11	0	13	0	28	-4.12	
CHITWAN	34056	2	ANGELS WORLD AWASIYA MA VI I	46.8	51.6	42.9	27.4	51.5	50.4	29	29	1	15	3	0	19	0	10	21.08	
CHITWAN	34057	2	MODERN ENGLISH BOARDING SCH	45.7	55.1	57.9	40.5	49.1	52.3	39	39	7	17	9	0	33	0	6	34.71	
CHITWAN	34058	2	KALIKA SECONDARY ENGLISH BO	52.8	53.4	60.9	35.5	51.6	49.2	33	33	5	17	5	0	27	0	6	33.3	
CHITWAN	34059	2	SUNRISE ENGLISH SCHOOL BHARA	56.3	64.8	80.1	53.9	54.8	57.2	174	174	61	112	1	0	174	0	0	50.19	
CHITWAN	34060	2	PANCHA KANYA VIDHYA MANDIR	58.3	60	69.5	45.5	51.7	57.8	68	68	8	47	12	0	67	0	1	43.79	

**PERFORMANCE OF ALL SCHOOLS IN SLC EXAMINATION BY DISTRICTS**  
**2071 BS (2015 AD)**

DISTRICT	SCODE	ST	SCHOOL	AVERAGE MARKS IN COMP. SUBJECTS						STUDENT		PASS DIVISION						WLD	FLD	SEM
				ENG	NEP	MAT	SCI	SOC	HPE	TAP	TAPRD	DIS	FIR	SEC	TIR	PASS				
CHITWAN	34061	2	DAISY ENGLISH BOARDING HIGHE	51.2	54.8	68.3	49.3	57.8	50.8	138	138	25	93	18	0	136	0	2	45.27	
CHITWAN	34062	1	KANKALI MA VI BAHERI	27	53	29.3	23.2	36.9	35.4	60	60	0	6	20	0	26	0	34	3	
CHITWAN	34063	2	NARAYANI ENGLISH PUBLIC SCHO	50.1	49.1	65.2	43.1	48	50.4	47	46	8	25	9	0	42	0	4	39.54	
CHITWAN	34064	1	NAYA KIRAN MA VI BHARATPUR	30.2	51.3	37.4	19.8	43.4	37.4	78	77	1	12	23	0	36	0	41	5.89	
CHITWAN	34065	2	PRERANA ENGLISH BOARDING SCI	56.6	60	78.5	48.4	54.1	54.7	75	75	22	45	6	0	73	0	2	46.7	
CHITWAN	34066	2	SKYRIDER SECONDARY ENGLISH I	57.7	62.7	69.6	52.5	58.3	59	178	178	49	107	20	0	176	0	2	47.11	
CHITWAN	34067	1	SARASWATI MA VI JITPUR MEGHO	28.8	49.2	39	28.1	43.3	42	65	65	0	16	25	0	41	0	24	15.75	
CHITWAN	34068	1	BACHHAULI MA VI BACHHAULI	34	54.8	45.7	22.5	42.3	38.4	22	22	0	4	8	0	12	0	10	10.23	
CHITWAN	34069	1	MOHANA MA VI MOHANA	29.6	43.1	33.8	24.8	42.1	31.9	28	28	0	5	7	0	12	0	16	3.62	
CHITWAN	34070	2	HIMALAYAN ENGLISH BOARDING	50.9	61.5	71.6	44.4	48.7	53.5	37	37	6	25	3	0	34	0	3	41.05	
CHITWAN	34071	2	LITTLE STARS ENGLISH BOARDING	51.5	57.5	62.5	35.2	48.6	49.2	42	42	4	22	9	0	35	0	7	32.77	
CHITWAN	34072	2	GRANDEE ENGLISH BOARDING SC	52.9	61.6	73.7	50.3	51.6	47	81	81	13	57	11	0	81	0	0	45.88	
CHITWAN	34073	2	AMBER EVEREST ENGLISH BOARD	46.7	58.8	56.9	36	50.4	50.5	20	20	5	6	5	0	16	0	4	32.44	
CHITWAN	34074	2	MAN SHIKSHA MANDIR BHARATPU	52.3	52.6	53.1	35.5	58.2	53.4	31	31	0	22	6	0	28	0	3	36.29	
CHITWAN	34075	2	SAGARMATHA SECONDARY BOAR	56.2	59.1	69.6	52.4	59.7	60.1	33	33	11	19	1	0	31	0	2	45.57	
CHITWAN	34076	1	SIDDHI VINAYAK MA VI JUTPANI K	53.9	60.5	71.8	48.5	43.2	55.1	45	45	12	25	6	0	43	0	2	44.5	
CHITWAN	34077	2	NAWAYUG ENGLISH SCHOOL, GEE	55.8	64.6	66.9	39.6	66.7	50.4	16	16	2	13	1	0	16	0	0	46.17	
CHITWAN	34078	2	NEPAL ADARSHA SHIKSHASADAN	47.8	59.5	59.2	38.4	49.2	52.3	79	78	13	37	19	0	69	0	9	36.97	
CHITWAN	34079	2	UNIQUE ACADEMY SWARNIMBAS	51.1	53.8	68	43.3	49.4	57	47	47	13	19	10	0	42	0	5	39.57	
CHITWAN	34080	2	EDEN GARDEN ENGLISH SCHOOL I	52.6	57.3	63.4	41.1	55.9	52.3	27	27	5	14	6	0	25	0	2	40.28	
CHITWAN	34081	2	SIDDHARTHA ENGLISH SECONDAR	51.7	64.1	78.3	50.1	51.1	55.5	69	69	8	59	2	0	69	0	0	46.41	
CHITWAN	34082	2	SHIKSHA BIKASH ENGLISH BOARD	47.1	55.7	59.8	39.4	45.4	52.9	52	52	6	34	4	0	44	0	8	35.48	
CHITWAN	34083	2	SIRJANA ENGLISH BOARDING SCH	47.4	54.3	48	35.2	49.2	46.7	25	25	1	12	5	0	18	0	7	24.45	
CHITWAN	34084	2	BRIGHT STAR SECONDARY BOAR	52.8	52.5	69	44.4	53	50.7	35	35	5	21	7	0	33	0	2	41.04	
CHITWAN	34085	2	SHANGRILA ENGLISH BOARDING S	44.6	57	50.2	45.8	42.1	53.2	30	30	3	16	4	0	23	0	7	29.25	
CHITWAN	34086	2	VIDDYA BIKASH ENGLISH BOARDI	54.9	61.4	76.5	44.3	59.8	56.8	66	66	23	37	4	0	64	0	2	47.5	
CHITWAN	34087	2	SHANTI VIDYA MANDIR ENGLISH I	50.9	59.1	57.7	40.3	48.5	53.4	29	29	3	13	9	0	25	0	4	33.75	
CHITWAN	34088	2	VALMIKI SHIKSHA SADAN BAIDIKI	55.9	60.7	81.3	53.6	53.8	53.6	126	126	41	75	10	0	126	0	0	48.99	
CHITWAN	34089	2	PRAGATI SHIKSHA SADAN EAST RA	48.8	54.5	61.4	36.2	41.5	42.8	52	52	4	22	21	0	47	0	5	35.12	
CHITWAN	34091	2	NEW SPEEDY ENGLISH SCHOOL RA	43.4	54	60.6	37.6	39.9	50.7	25	25	3	10	6	0	19	0	6	27.9	

**PERFORMANCE OF ALL SCHOOLS IN SLC EXAMINATION BY DISTRICTS**  
**2071 BS (2015 AD)**

DISTRICT	SCODE	ST	SCHOOL	AVERAGE MARKS IN COMP. SUBJECTS						STUDENT		PASS DIVISION					WLD	FLD	SEM
				ENG	NEP	MAT	SCI	SOC	HPE	TAP	TAPRD	DIS	FIR	SEC	TIR	PASS			
CHITWAN	34092	2	INTERNATIONAL ENGLISH MODEL	43.7	42.7	53.8	25	41.2	47.2	25	25	0	8	8	0	16	0	9	17.1
CHITWAN	34093	2	NATIONAL BOARDING HIGH SCHO	33.9	43.8	34.2	23.5	42.6	37	29	29	1	6	6	0	13	0	16	5.95
CHITWAN	34094	1	RAMNAGAR SECONDARY SCHOOL	25.6	43.4	31.8	11.5	44.1	38.3	32	32	0	3	2	0	5	0	27	-12.7
CHITWAN	34097	1	MA VI BRAHMANAGAR	31.2	45.7	46.7	22.9	45.2	47.3	58	58	0	12	23	0	35	0	23	13.77
CHITWAN	34099	2	BUDDHA JYOTI BOARDING SCHOO	48.7	55.8	63.8	37.5	45.6	50.4	24	24	3	13	4	0	20	0	4	33.75
CHITWAN	34101	2	GREENLAND PUBLIC SCHOOL BHA	56.3	60	53.8	48.1	50.4	55.6	69	69	14	36	3	0	53	0	16	31.9
CHITWAN	34102	1	SHAHID SMRITI SECONDARY SCH	33.8	51.7	40.8	29.9	46.5	38.6	37	36	0	10	13	0	23	0	13	16.56
CHITWAN	34104	2	ADARSHA VIDHYA ASHRAM BHAN	42.4	57.5	43.8	38	37.7	50	61	61	8	19	11	0	38	0	23	19.49
CHITWAN	34105	2	AMARJYOTI ENGLISH MA VI GITAN	49.1	62.9	62.3	36.4	55.5	46.3	28	28	5	13	7	0	25	0	3	37.63
CHITWAN	34106	2	EKATA SHISHU NIKETAN RATNAN	55.5	60.8	66.6	51.8	54.7	60.2	70	70	12	49	7	0	68	0	2	44.52
CHITWAN	34107	2	JANA PRADEEPAN ENGLISH AWAS	51.8	58.8	59.7	41.3	56.1	52.6	10	10	1	5	4	0	10	0	0	42
CHITWAN	34110	2	VIDYA MEMORIAL SCHOOL BIREN	50.5	59.9	61.4	47.5	48.7	53.7	87	87	15	46	18	0	79	0	8	39.05
CHITWAN	34111	1	SAJHAPUR MA VI SAJHAPUR MEGH	29.3	53.8	30.6	31.6	49.7	40.6	55	55	3	13	8	0	24	0	31	6.14
CHITWAN	34112	2	POLAR STAR SECONDARY ENGLIS	52.3	64.9	72.9	47.5	61.6	54	62	62	16	38	4	0	58	0	4	43.79
CHITWAN	34113	2	LITTLE FLOWER SCHOOL NARAYA	57	61.9	84.4	54.2	55.7	58.2	76	76	31	45	0	0	76	0	0	51.12
CHITWAN	34114	2	SATYAM XAVIER'S ENGLISH BOAR	53.6	57.5	61.2	42.3	48	56.3	19	19	0	14	2	0	16	0	3	33.16
CHITWAN	34115	2	ADARSHA PUBLIC ENGLISH SCHO	58.5	63.2	71.3	45.3	58.1	56.5	39	39	11	24	2	0	37	0	2	45.19
CHITWAN	34116	1	YOUWA MA VI JYOTI JUNELIGAUN	34.1	52.2	46.5	26.9	45.4	48.2	60	60	4	12	25	1	42	0	18	20.71
CHITWAN	34117	2	CHITRAWAN ENGLISH BOARDING	27.6	38.7	36.2	22.2	36.1	41.5	41	41	1	2	11	0	14	0	27	-2.1
CHITWAN	34118	2	HOLY VISION PUBLIC SCHOOL BHA	57.4	59.9	67.5	41.9	54.4	51.1	45	45	10	26	5	0	41	0	4	41.08
CHITWAN	34119	2	MARIGOLD ENGLISH BOARDING SC	48.4	54.8	57.4	38.6	49	53	31	31	5	14	4	0	23	0	8	28.55
CHITWAN	34120	2	PARAMOUNT ENGLISH SECONDAR	52.8	55.5	57.1	39.9	56.7	46.3	43	43	5	23	8	0	36	0	7	33.66
CHITWAN	34121	2	PARIJAT ENGLISH BOARDING SCH	53.8	58.1	64.3	47.2	62.2	46.4	52	52	12	25	9	0	46	0	6	38.73
CHITWAN	34122	2	SARVODAYA ENGLISH BOARDING	46.2	52.1	48.7	30.4	40.5	47.3	16	16	0	4	9	0	13	0	3	26.02
CHITWAN	34123	2	SUN FLOWER ENGLISH BOARDING	47.1	42.1	49.1	34	52	46.9	17	17	0	8	4	0	12	0	5	22.5
CHITWAN	34124	2	PARAGON SCHOOL RATNANAGAR	41.2	51.1	48.5	30.3	47.5	54.1	44	44	5	14	12	0	31	0	13	23.69
CHITWAN	34125	2	CENTRAL ENGLISH BOARDING SCI	51.2	54.8	67	49.8	56.6	54	20	20	4	14	2	0	20	0	0	46.88
CHITWAN	34126	2	BLUE BIRD ENGLISH SCHOOL JAGA	54.8	65.1	76.7	48.1	57.9	54.9	18	18	2	12	4	0	18	0	0	44.17
CHITWAN	34127	2	SHREE LITTLE STAR ENGLISH BOA	43.9	59.5	75.4	42.3	41.6	47.9	24	24	5	11	5	0	21	0	3	37.34
CHITWAN	34128	2	AROMA ENGLISH SCHOOL BHARA	57.3	60.4	72.4	55.6	51	57.6	63	63	24	30	6	0	60	0	3	46.43

**PERFORMANCE OF ALL SCHOOLS IN SLC EXAMINATION BY DISTRICTS**  
**2071 BS (2015 AD)**

DISTRICT	SCODE	ST	SCHOOL	AVERAGE MARKS IN COMP. SUBJECTS						STUDENT		PASS DIVISION						WLD	FLD	SEM
				ENG	NEP	MAT	SCI	SOC	HPE	TAP	TAPRD	DIS	FIR	SEC	TIR	PASS				
CHITWAN	34129	2	APEX EDUCATIONAL ACADEMY H	49.2	55.5	50.6	27.1	45	55.2	13	13	0	4	3	0	7	0	6	11.25	
CHITWAN	34131	2	NEW VISION ACADEMY GUNJANA	48.5	60.4	66.8	47.2	54.5	46.2	36	36	1	24	11	0	36	0	0	41.98	
CHITWAN	34132	2	GURUKUL HIGHER SECONDARY SC	52.7	61.1	62.9	47.1	52	52.4	31	31	7	17	5	0	29	0	2	42.22	
CHITWAN	34133	2	LYCEUM I M SCHOOL RATNANAGA	49.5	55.6	53.3	41.4	44	53.6	23	23	1	13	7	0	21	0	2	36.36	
CHITWAN	34134	2	GLOW SHINE ACADEMY KHAIRAH	45.2	50.5	47.5	39.2	49.4	50.4	114	114	6	59	23	0	88	0	26	28.13	
CHITWAN	34135	2	GYANDARSHAN ENGLISH BOARDI	51.1	57.1	64.2	44.8	50.6	56	34	34	7	18	5	0	30	0	4	38.49	
CHITWAN	34136	2	GYANJYOTI ENGLISH SCHOOL, SHI	51.4	53.2	52.7	40.8	60.1	42.6	26	26	3	12	5	0	20	0	6	28.99	
CHITWAN	34138	2	MILAN ENGLISH SECONDARY SCH	58.3	63.9	74.9	41.1	53.4	52.7	27	27	5	17	3	0	25	0	2	41.53	
CHITWAN	34139	2	BHRIKUTI BOARDING SCHOOL BH	48.8	59.5	78.5	50.9	51	55.9	40	40	4	34	2	0	40	0	0	45.94	
CHITWAN	34140	1	BHANU SECONDARY SCHOOL PAH	35	43.3	37.6	24.1	39	35.4	32	32	0	5	6	5	16	0	16	5.86	
CHITWAN	34141	2	INTERNATIONAL SECONDARY SCH	34.9	49.3	36.1	25.7	37	42.4	24	24	2	5	3	0	10	0	14	5.47	
CHITWAN	34142	2	ORCHID SECONDARY SCHOOL, BH	55.3	65.7	69.8	52.8	56.6	58.4	57	57	14	38	1	0	53	0	4	43.75	
CHITWAN	34143	2	STEP BY STEP ENGLISH SCHOOL B	54.3	57	63.8	41.2	52	53.9	84	83	18	52	4	0	74	0	9	40.39	
CHITWAN	34144	2	VIDDHYA JYOTI ENGLISH SCHOOL	54.3	55.8	64.8	37.3	55.7	45.7	6	6	1	4	1	0	6	0	0	45.62	
CHITWAN	34145	1	JANAPRIYA SECONDARY SCHOOL	21.2	37	29.4	13.3	26.9	35.5	19	18	0	1	4	1	6	0	12	-3.67	
CHITWAN	34146	1	MA VI DHADDAGHARI	29.5	50.6	37.5	28.4	40.1	39.8	48	48	0	6	22	0	28	0	20	11.72	
CHITWAN	34147	1	JANADAYA SECONDARY SCHOOL	27.2	49.3	50.2	27.3	48.4	44.3	23	23	0	5	10	0	15	0	8	16.63	
CHITWAN	34148	2	BHANU MEMORIAL SECONDARY B	51.5	55.8	61.5	41.6	55.5	58	42	42	7	27	6	0	40	0	2	42.68	
CHITWAN	34149	2	SOS HERMANN GMEINER SCHOOL	52.8	61.6	59.1	39.5	59.7	51.7	44	44	9	23	4	0	36	0	8	34.77	
CHITWAN	34150	1	MA VI GANGANAGAR PATIHANI	30.3	48.8	33.7	22.1	41.4	36.9	28	28	0	2	10	1	13	0	15	4.07	
CHITWAN	34151	2	ANNAPURNA SHISHU NIKETAN RA	46.8	48.2	45.1	32.1	50.7	50.8	16	16	1	4	6	0	11	0	5	20.63	
CHITWAN	34152	2	NARAYANI VIDYA MANDIR MA VI	53	56.4	63.6	50.4	56	58.6	24	24	6	12	2	0	20	0	4	36.56	
CHITWAN	34153	2	MOONLIGHT ENGLISH BOARDING S	46.1	57.3	63.5	44	40.6	51.5	19	19	3	10	3	0	16	0	3	34.93	
CHITWAN	34154	2	NEW HORIZON ENGLISH SCHOOL E	44	51.1	47.7	27.2	51.5	49.4	24	24	0	13	4	0	17	0	7	23.44	
CHITWAN	34155	2	SOMANG JIB ACADEMY JAGATPUR	30.8	52	43.3	24.9	43.6	38.4	32	32	0	6	18	0	24	0	8	21.8	
CHITWAN	34156	2	VIJAYA ENGLISH BOARDING SCHO	55.2	67.9	67.6	44.3	57.3	58.1	16	16	2	14	0	0	16	0	0	46.88	
CHITWAN	34157	1	SIDDHI VINAYAK MA VI BHARAT	29.9	52.8	32.2	24.1	42.7	36.3	23	23	0	2	9	0	11	0	12	5.38	
CHITWAN	34158	1	MATRIBHUMI SIKSHYA SADAN KA	25.6	35.5	22.6	14.8	22.7	32.2	52	52	0	1	8	1	10	0	42	-11.7	
CHITWAN	34159	2	LITTLE HEAVEN E.B. SCHOOL GEE	51.6	61.6	56.6	36.5	63.5	45.8	19	19	3	8	2	0	13	0	6	24.87	
CHITWAN	34160	1	SARASWATI MA VI MADHUPURI JA	36.9	51.8	52.7	40.2	48	47.4	35	35	2	15	14	0	31	0	4	33.64	

**PERFORMANCE OF ALL SCHOOLS IN SLC EXAMINATION BY DISTRICTS**  
**2071 BS (2015 AD)**

DISTRICT	SCODE	ST	SCHOOL	AVERAGE MARKS IN COMP. SUBJECTS						STUDENT		PASS DIVISION					WLD	FLD	SEM
				ENG	NEP	MAT	SCI	SOC	HPE	TAP	TAPRD	DIS	FIR	SEC	TIR	PASS			
CHITWAN	34161	1	RASHTRIYA MA VI KRISHNAPUR	26	46	28.8	23.4	51.2	44.1	21	20	0	5	2	0	7	0	13	0
CHITWAN	34162	2	MOTHERLAND ENGLISH BOARDIN	54.4	59.1	75.3	34.7	49	46.8	22	22	3	14	2	0	19	0	3	36.82
CHITWAN	34163	3	CHITWAN U MA VI, BHARATPUR	23.2	34.7	18.6	8.2	38.1	33	34	32	1	0	0	0	1	0	31	-19.9
CHITWAN	34164	2	PARADISE ENGLISH SCHOOL, PARE	49.3	56.5	74	35.4	53.9	51	35	35	3	22	7	0	32	0	3	38.25
CHITWAN	34165	1	KIRAN SECONDARY SCHOOL, SHA	32.8	52.5	54.3	35.4	42.9	35.9	24	24	0	8	11	0	19	0	5	25.78
CHITWAN	34166	1	MAJHGAUN SECONDARY SCHOOL	23.6	49.5	22.6	18.2	37.3	42.2	19	19	0	1	3	0	4	0	15	-10.1
CHITWAN	34167	1	RASTRIYA MA. VI. SWAMITAR, KO	25.1	46.8	42.5	19.8	43	37.5	17	17	0	1	9	1	11	0	6	13.99
CHITWAN	34168	2	DAWN ACADEMY, BHARATPUR - 1	51.5	57.5	56.7	45.1	48.6	50.2	21	21	1	11	7	0	19	0	2	35.54
CHITWAN	34169	2	SAKURA ACADEMY, BIRENDRANA	37	56.2	46.6	29.6	34.9	43.5	46	46	0	17	15	1	33	0	13	21.8
CHITWAN	34171	2	PEACE ZONE ENGLISH SCHOOL, BH	48.8	52.4	52.5	29.9	52.1	48.4	21	21	3	8	3	0	14	0	7	23.04
CHITWAN	34172	1	SECONDARY SCHOOL GAWAI, KUN	32.3	55.1	41.3	26.6	54.9	36.9	49	49	0	12	20	0	32	0	17	16.99
CHITWAN	34173	1	SIDDARTHA SECONDARY SCHOOL	31.8	51	69	32.6	44.5	41	42	42	0	12	24	0	36	0	6	28.93
CHITWAN	34174	1	MALPUR SECONDARY SCHOOL, B	25.7	44.4	32	23.1	49.2	31.8	50	50	0	6	10	2	18	0	32	-1.29
CHITWAN	34175	1	KAILASHNAGAR SECONDARY SCH	31.6	51.1	42.1	33.8	45.8	40.2	14	14	0	1	12	0	13	0	1	30.54
CHITWAN	34176	1	SECONDARY SCHOOL INDRAPURI,	29.5	53.5	48.2	41.7	48.5	40.4	26	26	0	11	15	0	26	0	0	38.51
CHITWAN	34177	1	SECONDARY SCHOOL CHITRASAR	23.9	43.4	42.4	23.9	46.4	31.1	38	38	0	5	15	0	20	0	18	8.59
CHITWAN	34178	1	RASHTRIYA SECONDARY SCHOOL	30.8	40.5	35.6	21.1	40.3	39.8	17	17	0	0	9	1	10	0	7	10.01
CHITWAN	34179	2	ORBIT BOARDING SCHOOL, PITHU	50.4	55.6	72.1	47.5	55.5	58.7	31	31	7	19	3	0	29	0	2	42.94
CHITWAN	34180	2	ADVENTURE ENGLISH BOARDING	55.6	55.2	58.4	36	50.9	48.9	14	14	0	8	6	0	14	0	0	40.18
CHITWAN	34181	2	JANAPRIYA PUBLIC SCHOOL, GUN	43.5	53.4	48.8	36.7	48.3	45.4	36	36	4	12	10	0	26	0	10	24.79
CHITWAN	34182	1	NATIONAL SECONDARY SCHOOL N	23.2	43.8	28.6	23.2	33.6	42	5	5	0	0	3	0	3	0	2	11.25
CHITWAN	34183	1	KHAIRAHANI SECONDARY SCHOO	25.4	48.5	27.3	26.9	45.4	39.1	42	42	0	4	13	0	17	0	25	1.34
CHITWAN	34184	2	SMALL HEAVEN MODEL SCHOOL,	54.2	56.7	70.1	45.2	53.9	52.6	118	118	26	78	12	0	116	0	2	46.02
CHITWAN	34185	2	MARSYANGDI SHIKSHA SADAN, D	53.2	48.3	48.6	29.4	55.1	43.9	27	27	0	9	5	0	14	0	13	10.42
CHITWAN	34186	1	MA.VI. GAURIGUNJ, BHARATPUR-	31	47.5	37.9	26.9	48.1	42.4	35	35	0	7	12	0	19	0	16	10.29
CHITWAN	34187	2	PRAGATI PATHSHALA, DARECHOK	57.5	67.6	77.4	31.8	59.6	54.2	18	18	0	16	1	0	17	0	1	40.62
CHITWAN	34188	2	IRIS ENGLISH ACADEMY, PIPE - 7	54.5	67.9	71.7	48.5	59.3	57.3	31	31	6	23	2	0	31	0	0	47.18
CHITWAN	34189	2	MOTHERLAND ACADEMY, KHAIRA	43	52.5	57.9	31.5	33.8	48.7	25	25	1	10	5	0	16	0	9	19.05
CHITWAN	34190	1	KAPARPHORI SECONDARY SCHOO	22.8	43.3	29.3	23.1	29.3	35.7	24	24	1	0	6	0	7	0	17	-5
CHITWAN	34191	1	SECONDARY SCHOOL SHASHINAG	34	57.6	39.4	28.5	47.7	50.2	23	23	0	7	10	1	18	0	5	24.52

**PERFORMANCE OF ALL SCHOOLS IN SLC EXAMINATION BY DISTRICTS**  
**2071 BS (2015 AD)**

DISTRICT	SCODE	ST	SCHOOL	AVERAGE MARKS IN COMP. SUBJECTS						STUDENT		PASS DIVISION					WLD	FLD	SEM
				ENG	NEP	MAT	SCI	SOC	HPE	TAP	TAPRD	DIS	FIR	SEC	TIR	PASS			
CHITWAN	34192	1	DWARIKADAS SECONDARY SCHO	28.2	53	50.9	30.3	44.8	44.2	18	18	0	4	10	0	14	0	4	23.75
CHITWAN	34193	1	JAMUNAPUR SECONDARY SCHO	33.1	52	44.1	30.3	37.3	48.4	21	21	0	7	7	0	14	0	7	18.75
CHITWAN	34194	2	SARASWATI SADAN ENGLISH BOA	48.7	57.9	60.7	30.5	47.8	44	25	25	0	14	6	0	20	0	5	28.8
CHITWAN	34195	2	BRIGHT FUTURE ENGLISH SCHO	55.5	57.2	73.9	35.6	52.8	47.9	25	25	3	16	3	0	22	0	3	37.35
CHITWAN	34196	2	NEW SAGARMATHA ENGLISH MED	52.8	65.9	76.1	48.8	49.9	57.7	11	11	2	9	0	0	11	0	0	47.73
CHITWAN	34197	1	BHADRAKALI SECONDARY SCHO	24.6	44.9	34.4	27.6	45.3	40	27	27	0	6	4	0	10	0	17	0.83
CHITWAN	34198	2	LALI GURANS SCHOOL, GUNJANA	52.5	62.5	72.9	41.3	49.6	43.8	15	15	2	10	3	0	15	0	0	44.75
CHITWAN	34199	1	MA.VLDHUNGRE, CHANDBHANY	27.8	43.9	31.2	10.4	34.8	36.6	16	16	0	1	1	0	2	0	14	-14.8
CHITWAN	34200	1	MOHAN SECONDARY SCHOOL BAS	35.1	56.8	50.1	30.7	45.4	43.5	37	37	1	16	15	0	32	0	5	31.72
CHITWAN	34201	1	RASTRIYA SECONDARY SCHOOL, I	26.3	47.3	32	25.5	31.3	41.8	26	26	0	2	11	0	13	0	13	6.49
CHITWAN	34202	1	RASTRIYA MA.VI. PIPE - 5, MAHA	29.7	50.5	39.7	27.2	44	45.8	62	62	2	9	28	0	39	0	23	15.36
CHITWAN	34203	1	RASTRIYA SECONDARY SCHOOL.T	25	45.1	24.2	12.6	45.1	37.1	23	23	0	1	5	1	7	0	16	-5.32
CHITWAN	34204	1	BAKULAHAR SECONDARY SCHO	28.2	51.1	35.9	29.8	31.1	36.7	19	19	0	4	6	0	10	0	9	9.47
CHITWAN	34205	2	PADAMPUR SHIKSHA NIKETAN, PA	41.3	51.5	52.4	31.8	38.8	45.5	47	47	1	18	19	0	38	0	9	27.85
CHITWAN	34206	2	JUTPANI ACADEMY, JUTPANI - 7	54.5	54.8	60.7	40.6	42.6	55.5	11	11	2	6	3	0	11	0	0	44.66
CHITWAN	34207	2	DARSHAN ACADEMY , BHANDARA	48	63.3	61	40.9	52.9	52.2	14	14	2	7	4	0	13	0	1	39.11
CHITWAN	34208	2	SAMATA SHIKSHA NIKETAN AAPT.	53.1	61.7	71.5	57.1	55.6	60.1	67	67	11	50	4	0	65	0	2	44.78
CHITWAN	34209	2	USHA ENGLISH BOARDING SCHO	51.9	60.5	74.6	36.2	59.9	54.5	27	27	6	15	4	0	25	0	2	41.67
CHITWAN	34210	2	GREEN FIELD ENGLISH SCHOOL, M	48.2	49.6	42.6	38.8	42	40	13	13	0	3	4	0	7	0	6	10.38
CHITWAN	34211	1	PANCHAKANYA SECONDARY SCH	24.1	42.8	20.3	24.4	24.8	35.1	29	29	0	2	8	0	10	0	19	-2.33
CHITWAN	34212	1	KRISHNA NAGAR SECONDARY SCI	28.6	57.6	41.9	22.9	51.9	42.3	40	39	0	14	10	0	24	0	15	16.15
CHITWAN	34213	2	HIMALAYAN ENGLISH BOARDING	50.9	52.4	69.4	50.4	51	43	7	7	0	5	2	0	7	0	0	41.79
RAUTAHAT	35001	1	JUDDHA MA VI GOUR	29.2	39.2	30.5	23.9	43.4	27.4	349	336	3	60	72	5	140	0	196	3.04
RAUTAHAT	35002	1	SARASWATI MA VI PIPARA BHALO	16.9	34	19.4	11.1	16.1	30.1	180	179	0	7	7	0	14	0	165	-17.7
RAUTAHAT	35003	1	JANATA MA VI AORAIYA	21.5	34.3	32.4	21.5	21.5	28.8	97	89	0	4	18	4	26	0	63	-6
RAUTAHAT	35004	1	JANATA MA VI RAJPUR PHARHADI	22.9	41	48.1	29	28.7	35.8	35	34	0	3	18	0	21	0	13	13.24
RAUTAHAT	35005	1	JANATA MA VI SONARNIYA	23.9	36.5	33	23.1	36.3	26.9	81	81	0	5	20	4	29	0	52	-2.15
RAUTAHAT	35006	1	JANATA SATYANARAYAN MA VI B	27.8	41.6	26.5	23.6	42.3	32.8	47	46	0	4	14	0	18	0	28	0.49
RAUTAHAT	35007	1	YAMUNA MAI MA VI JHUNKHUNM	23.6	30.9	30.5	18.7	20.3	29.2	152	149	0	3	37	1	41	0	108	-6.86
RAUTAHAT	35008	1	MA VI SIMARA BHAWANIPUR	16.5	30.1	12.3	11.4	20.9	25.1	120	117	0	2	11	0	13	0	104	-16.1

**PERFORMANCE OF ALL SCHOOLS IN SLC EXAMINATION BY DISTRICTS**  
**2071 BS (2015 AD)**

DISTRICT	SCODE	ST	SCHOOL	AVERAGE MARKS IN COMP. SUBJECTS						STUDENT		PASS DIVISION					WLD	FLD	SEM
				ENG	NEP	MAT	SCI	SOC	HPE	TAP	TAPRD	DIS	FIR	SEC	TIR	PASS			
RAUTAHAT	35009	1	JANAJYOTI MA VI CHANDRANIGAI	24.7	30.3	36.8	16.8	25.5	21.8	223	207	0	14	31	0	45	1	161	-9.4
RAUTAHAT	35010	1	JANATA MA VI KATAHARIA	17.3	23.1	28.9	20.8	27.8	29.8	228	207	0	16	38	3	57	0	150	-6.28
RAUTAHAT	35011	1	JAYAKISAN MA VI DHARHARI	23.6	36.3	25.4	19.7	34.7	31.4	228	215	1	25	40	0	66	0	149	-3.8
RAUTAHAT	35012	1	SUBALAL BHAGWAT HIGHER SECC	24.2	25	25.8	19.5	13.8	23.6	114	105	0	6	10	0	16	0	89	-13.3
RAUTAHAT	35013	1	SHANKAR MA VI SAMANPUR	14.6	25.5	21	15.4	23.3	21.7	65	59	0	1	9	1	11	0	48	-12
RAUTAHAT	35014	1	MA VI DUDHIAWA	20.5	32.3	27.1	19	21.5	23.9	162	160	1	4	17	1	23	0	137	-14
RAUTAHAT	35015	1	JANA JAGRITI MA VI SINDUREGHA	23	32.4	25.5	12.5	25.8	25.1	101	95	0	4	14	0	18	0	77	-11.4
RAUTAHAT	35016	1	SANSKRIT MA VI MATSARI	14.9	33.6	16.4	21.8	36.8	32	39	37	0	1	6	2	9	0	28	-9.04
RAUTAHAT	35017	1	SARASWATI MA VI KHESARHIYA	18.6	26.2	35.9	25.3	34.5	34.2	41	41	0	1	13	2	16	0	25	-0.75
RAUTAHAT	35018	1	RUPA NEPALI PAL MA VI SAKHUA	20	31.9	25.3	18.8	20.5	28.7	96	92	0	1	15	1	17	0	75	-12.1
RAUTAHAT	35019	1	NEPAL MA VI BISHRAMPUR	20.4	29.7	24.3	12	32.5	26.4	116	109	0	1	10	1	12	0	97	-16.3
RAUTAHAT	35020	1	NEMDHARI BASUDEV MA VI MUDI	17.1	34.1	34.8	21.6	18.9	26.2	70	64	0	7	11	0	18	0	46	-5.45
RAUTAHAT	35021	1	JANAPRIYA MA VI HARINAGAR	18.5	31.7	18.8	18.2	25.6	22.3	98	90	0	1	19	3	23	0	67	-8.32
RAUTAHAT	35022	1	SHARADA MA VI PIPARIYA	24.3	32.6	34.7	23.1	34.2	24.9	47	44	0	2	17	4	23	0	21	6.53
RAUTAHAT	35023	1	MA VI KANAKPUR	20.8	34.4	25.8	18	23.3	23.5	110	102	0	1	22	0	23	0	78	-9.49
RAUTAHAT	35024	1	MA VI JUDIBELA	21.4	32.7	18.7	11.6	22.5	27.5	85	84	0	0	8	0	8	0	76	-17.1
RAUTAHAT	35025	1	KALIKA MA VI BAN BAHUWARI	18.8	30.3	19.2	18.6	26.9	23.7	45	41	0	0	10	0	10	0	31	-8.78
RAUTAHAT	35026	1	MA VI PATHARA BUDHRAM	23.2	33.8	33	23.6	33	25.2	132	125	0	10	44	4	58	0	67	4.19
RAUTAHAT	35027	1	BISHESHWAR PRASAD KOIRALA A	15.7	32.1	15.4	11.8	24.4	23.4	104	103	0	1	8	1	10	0	93	-17
RAUTAHAT	35028	1	SARASWATI MA VI MALAHI TOLA	22.6	32.5	27.6	16.1	29.4	27	120	105	0	3	34	2	39	0	66	-1.47
RAUTAHAT	35029	1	KANKALI MA VI JUNGLE SAHIYA	21.1	34.3	13.5	19.2	19.8	30.4	92	89	0	0	7	0	7	0	82	-18.1
RAUTAHAT	35030	1	DURGA MA VI THADATOLE CHANI	20.1	31.4	20.9	14.7	28.4	24.6	58	56	0	1	7	2	10	0	46	-12.6
RAUTAHAT	35031	1	SHREE HIGHER SECONDARY SCHC	23.6	35	19.9	22	21.8	28.5	135	132	0	1	24	7	32	0	99	-9.12
RAUTAHAT	35032	1	MA VI GARUDA BAIRIYA	24.9	34.7	30.4	18.5	26.5	28.7	123	120	0	10	21	4	35	0	85	-5.48
RAUTAHAT	35033	1	ANHOTI LAL MA VI BASANTAPATT	18.1	34.6	18.1	12	23.3	25.6	129	128	0	1	8	0	9	0	119	-18.5
RAUTAHAT	35034	1	BAGMATI MA VI GOPALKUTI PAUR	18.8	33.5	20.7	14.4	28.5	29	129	127	0	6	12	0	18	0	107	-13.6
RAUTAHAT	35035	1	JANA SHAKTI MA VI GAINDATAR	22.2	38.7	26.2	16.6	35.5	33.8	82	76	0	1	19	1	21	0	53	-6.35
RAUTAHAT	35036	2	MITRA MEMORIAL AWASIYA MA V	61.9	59.1	85.3	50.7	55.3	48.2	16	16	3	13	0	0	16	0	0	47.81
RAUTAHAT	35037	2	PATHIBHARA SECONDARY E B SCI	50.4	34.7	62.5	49.3	56.2	47.8	24	24	0	20	0	0	20	0	4	33.75
RAUTAHAT	35038	1	MA VI BARGAJAWA	23.6	38.5	29.3	20.5	26.7	30.9	65	63	0	3	20	0	23	0	40	-1.43



**PERFORMANCE OF ALL SCHOOLS IN SLC EXAMINATION BY DISTRICTS**  
**2071 BS (2015 AD)**

DISTRICT	SCODE	ST	SCHOOL	AVERAGE MARKS IN COMP. SUBJECTS						STUDENT		PASS DIVISION						WLD	FLD	SEM
				ENG	NEP	MAT	SCI	SOC	HPE	TAP	TAPRD	DIS	FIR	SEC	TIR	PASS				
RAUTAHAT	35039	1	MAHENDRA MA VI RAITOL PAURA	11.5	25	14.4	11.2	26	24.7	58	53	0	0	2	0	2	0	50	-20	
RAUTAHAT	35040	1	MA VI BRAHAMPURI	38	45.4	43.3	33.4	36.6	40.7	41	40	1	7	21	0	29	0	11	20.91	
RAUTAHAT	35041	1	MA VI MADHOPUR	17.3	38	25.3	24.9	40.3	33.8	63	62	0	5	13	3	21	0	41	-3.01	
RAUTAHAT	35042	2	PRABHAT SECONDARY ENGLISH B	51.6	61.2	72.8	48.3	57.7	47.4	25	24	2	21	1	0	24	0	0	45.78	
RAUTAHAT	35043	1	RAM NARESH LAXMAN MA VI HAJ	20.7	37.5	23.8	22.8	43.2	32.1	33	33	0	0	10	0	10	0	23	-5.45	
RAUTAHAT	35044	1	MA VI BHEDIYAH	20.9	42.7	33.5	27.2	31	37.8	51	47	0	2	24	2	28	0	19	11.07	
RAUTAHAT	35045	1	MA VI GAUR-8	26.6	42	28.6	19.6	21.9	36.3	15	15	0	1	3	0	4	0	11	-6.75	
RAUTAHAT	35046	1	MA VI LAUKAHA-2	29.9	51.8	53.5	36.8	31.2	36.6	77	73	0	24	35	0	59	0	14	26.66	
RAUTAHAT	35047	1	MA VI TIKULIYA	35.2	49	45.2	26.5	30.6	38.5	70	70	0	16	14	1	31	0	39	4.84	
RAUTAHAT	35048	2	BAL NIKETAN SECONDARY BOARI	54.4	45.7	63.1	52.6	61	49.4	41	41	3	35	1	0	39	0	2	42.53	
RAUTAHAT	35049	2	NEW DIVINE LIGHT SECONDARY E	55.6	58.9	65.1	39.6	62.4	51.2	40	40	2	37	1	0	40	0	0	45.47	
RAUTAHAT	35050	2	SHREE MID REGIONAL POLICE BOA	61.5	68.1	85.1	51.5	61.6	62.4	67	66	43	23	0	0	66	0	0	54.77	
RAUTAHAT	35051	2	MOON LIGHT ACADEMY CHANDRA	62.1	55.8	75.9	55.6	56.1	52.8	36	36	6	30	0	0	36	0	0	47.5	
RAUTAHAT	35052	2	LORETO SECONDARY ENGLISH BO	54.7	61	80.2	52.6	59.3	52	14	14	2	11	1	0	14	0	0	46.34	
RAUTAHAT	35053	2	EVERGREEN SECONDARY ENGLIS	58.8	63.5	79.7	47.3	47.9	49.1	15	15	0	15	0	0	15	0	0	45	
RAUTAHAT	35054	2	NEW JHARANA SECONDARY ENGL	55.7	57.9	82.8	59.1	58.1	57.1	37	37	11	25	1	0	37	0	0	49.16	
RAUTAHAT	35055	3	JUDDHA HIGHER SECONDARY SCH	21.8	28.5	26.2	15.6	21.5	27	69	53	0	0	16	0	16	0	37	-5.52	
RAUTAHAT	35056	1	DEVI MA VI SAKHUAWA	27.7	44.4	45.7	31.9	35.3	40.8	59	59	0	7	24	1	32	0	27	9.18	
RAUTAHAT	35057	1	SARASWOTI MA VI HARDIYA	25.9	37.9	32.6	17.8	40.9	28.8	62	59	0	7	12	0	19	0	40	-3.05	
RAUTAHAT	35058	2	GAJENDRA NARAYAN SINGH SECC	54.2	58.8	73.6	49.8	48.7	49.3	26	26	1	24	1	0	26	0	0	45.14	
RAUTAHAT	35060	2	HOLY VISION ACADEMY SANTAPU	60.7	57.9	75	52.9	55.6	53.8	28	28	4	24	0	0	28	0	0	47.14	
RAUTAHAT	35061	1	SHANKAR MA VI SARMUJWA	32.7	56.9	59.5	33.6	32.2	35.7	68	64	0	27	21	0	48	0	16	24.43	
RAUTAHAT	35062	1	MA VI BINAGARA BARIYARPUR	14.4	25.7	17	14.6	21.2	25.7	56	55	0	0	2	0	2	0	53	-20.5	
RAUTAHAT	35063	1	RADHA KRISHNA MA VI MITHUAW	23.2	37.9	35.3	23.6	27.2	35	47	46	0	1	9	0	10	0	36	-10	
RAUTAHAT	35064	1	JANTA MA VI DUMARIYA PAROHA	23.2	42.8	43	24.5	28.7	31.3	48	47	0	3	16	4	23	0	24	4.91	
RAUTAHAT	35065	1	MA VI BAGAH	22.8	35.3	25	19.6	19	32.1	42	39	0	0	6	1	7	0	32	-12.7	
RAUTAHAT	35066	1	MA VI GEDAHIGUTHI, RAUTAHAT	22.8	35.2	38.6	31.9	39.3	33.3	45	45	0	6	20	1	27	0	18	12.53	
RAUTAHAT	35067	1	JANATA MA VI SARUATHA	19.3	39	19.4	18.1	34.8	30.7	16	15	0	0	3	1	4	0	10	-6.65	
RAUTAHAT	35068	1	MA VI PREMPUR GONAH	22.2	36.5	36.2	24.2	29.3	33.4	33	32	0	1	13	0	14	0	18	2.46	
RAUTAHAT	35069	1	MA VI RANGPUR	26.1	40	37.3	27.6	43	39.8	53	52	0	8	22	3	33	0	19	14.37	

**PERFORMANCE OF ALL SCHOOLS IN SLC EXAMINATION BY DISTRICTS**  
**2071 BS (2015 AD)**

DISTRICT	SCODE	ST	SCHOOL	AVERAGE MARKS IN COMP. SUBJECTS						STUDENT		PASS DIVISION						WLD	FLD	SEM
				ENG	NEP	MAT	SCI	SOC	HPE	TAP	TAPRD	DIS	FIR	SEC	TIR	PASS				
RAUTAHAT	35070	1	MA VI CHIKANA JETHARAHIYA	18	40.7	35.6	27.7	33.8	37.4	48	46	0	4	17	1	22	0	24	5.17	
RAUTAHAT	35071	1	MA VI MATHIYA	25.8	42.9	27.3	19.6	24.2	27.5	34	33	0	1	8	1	10	0	23	-5.41	
RAUTAHAT	35072	1	MA VI DUMARIYA	17.8	27.6	17.2	15.6	15.4	28.7	55	54	0	0	2	2	4	0	50	-18.7	
RAUTAHAT	35073	2	KALAKUNJ ENGLISH BOARDING SC	43.8	50.3	50	34.3	33.5	42.7	6	6	0	1	3	0	4	0	2	16.88	
RAUTAHAT	35074	2	CHANDRAJYOTI ENGLISH AWASIY	56.4	56.5	72.6	61.4	62.6	52.7	39	39	13	26	0	0	39	0	0	50	
RAUTAHAT	35075	2	NAMUNA ENGLISH AWASIYA SCH	58.5	53.2	64.1	47.8	64.3	53.4	32	32	1	29	0	0	30	0	0	42.66	
RAUTAHAT	35076	1	SECONDARY SCHOOL , PIPARIYA(U	21.3	31	27.3	19.7	20.2	28.9	29	29	0	0	9	0	9	0	20	-5.04	
RAUTAHAT	35077	1	SECONDARY SCHOOL , BHASEDHA	22.7	32.6	16.7	18.5	19.8	25.8	52	51	0	0	8	0	8	0	43	-13.7	
RAUTAHAT	35078	1	RAM CHANDRA MA VI BASBITTI J	23.1	39.7	27.2	19.6	34.3	35.2	33	31	0	1	11	0	12	0	19	-0.36	
RAUTAHAT	35079	1	BATAHU SECONDARY SCHOOL, H	24.6	40	12.2	15.6	34.6	31.1	42	42	0	0	3	0	3	0	39	-18.5	
RAUTAHAT	35080	1	SECONDARY SCHOOL, MAHAMMA	15.9	20	23	16.3	26	26.1	66	60	0	0	8	2	10	0	50	-13.4	
RAUTAHAT	35081	1	HIMALI JANATA SECONDARY SCH	21.3	34	28.8	20.2	29.3	25.7	42	41	0	2	7	3	12	0	29	-6.2	
RAUTAHAT	35082	1	SECONDARY SCHOOL, SANGRAMP	25.6	35.4	35.5	15.1	32.4	35.9	72	69	0	4	9	0	13	0	56	-11.3	
RAUTAHAT	35083	1	SHRI MA VI NAYA GAMAHARIYA ,	20.1	31.3	27.8	19	19	27.1	52	42	0	2	8	0	10	0	32	-8.57	
RAUTAHAT	35084	1	SHREE KRISHN SECONDARY SCHO	27.4	46.1	53.1	32.3	54.1	45.4	37	37	0	10	19	1	30	0	7	25.89	
RAUTAHAT	35085	1	SHREE SECONDARY SCHOOL, RAN	21.8	38.3	36.2	19.5	26.7	23	44	44	0	0	12	3	15	0	29	-3.99	
RAUTAHAT	35086	1	OM MA VI SANTPUR (M.)	45.3	40.5	51.2	34.2	29.1	34	22	19	1	8	5	0	14	0	5	25.07	
RAUTAHAT	35087	2	MOUNT EVEREST BOARDING SCH	54.3	60.1	71.6	56.3	66.7	51.9	16	16	1	15	0	0	16	0	0	45.94	
BARA	36001	1	SIDDHESWOR SAN MA VI KALAIYA	26.1	37.1	23.1	27.4	32.8	32.3	16	14	0	3	2	0	5	0	9	0	
BARA	36002	1	SHREE TEEN CHANDRA MA VI KAL	25.7	34.1	30.6	15.9	18.8	23.2	93	93	0	5	8	0	13	1	79	-13.8	
BARA	36003	1	DURGA MA VI BAREWA	23.8	35.6	33.5	16.4	20	23.6	108	105	0	4	19	0	23	0	82	-9.75	
BARA	36004	1	KANKALI MA VI SIMRONGADH	16.2	23.9	17.6	14.1	12.5	18.1	263	250	0	6	16	2	24	0	226	-16.9	
BARA	36005	1	BENGA SAH MA VI PRASAUNI	30.5	37.7	37.7	25.9	27.4	28.8	109	108	1	15	25	0	41	0	67	0.66	
BARA	36006	1	JANATA MA VI RAMPUR	27.1	29.5	31.2	20	36.7	25.5	89	89	2	18	10	0	30	0	59	-0.67	
BARA	36007	1	NEPAL RASTRIYA MA VI SAPAHI	30.1	45.1	22.9	20.2	26.3	29.6	248	248	2	19	34	4	59	0	189	-8.2	
BARA	36008	1	GAURI SHANKAR HIGHER SECOND	38	53.5	46.5	33.4	61.9	30.4	114	114	12	37	19	0	68	0	46	17.47	
BARA	36009	1	JANATA MA VI UMJAN	16.3	24.2	17.6	11	14.7	22.4	77	76	0	0	7	1	8	0	68	-16.7	
BARA	36010	1	BHOLA MA VI GANJABHAWANIPUR	28.8	34.5	35.9	20.1	25.2	21.9	100	100	0	4	17	0	21	0	79	-10.2	
BARA	36011	1	RAM CHARITRA MA VI JAYANAGA	11.8	21.8	14.1	9.6	14.2	17.4	178	171	0	4	6	1	11	0	160	-18.7	
BARA	36012	1	FAKIRA GIRI RAJESHWAR GIRI MA	15.3	23.1	15.4	9.3	17.1	19.8	105	93	0	4	6	1	11	0	81	-15.2	

**PERFORMANCE OF ALL SCHOOLS IN SLC EXAMINATION BY DISTRICTS**  
**2071 BS (2015 AD)**

DISTRICT	SCODE	ST	SCHOOL	AVERAGE MARKS IN COMP. SUBJECTS						STUDENT		PASS DIVISION						WLD	FLD	SEM
				ENG	NEP	MAT	SCI	SOC	HPE	TAP	TAPRD	DIS	FIR	SEC	TIR	PASS				
BARA	36013	1	NEPAL RASTRIYA HIGHER SECONI	20.4	27.6	22.6	18.7	18	23	140	140	0	5	22	2	29	0	111	-10.6	
BARA	36014	1	GADHIMAI MAHENDRA MA VI BAR	21.5	31.6	33.2	20.2	24.4	26.3	93	91	0	7	10	2	19	0	72	-10.1	
BARA	36015	1	ANUP DIPANI MA VI KOLHBI	18.2	37.7	24.6	20.7	28.2	23.7	168	168	0	3	22	6	31	0	137	-12.3	
BARA	36016	1	ANCHIT MA VI BATARA	20.1	35.3	30.3	17.7	32.8	22.7	75	73	0	5	13	1	19	0	54	-7.22	
BARA	36017	1	NEPAL RASTRIYA MA VI MATIARW	22.8	30.3	23.3	17.4	15.8	22	24	21	0	0	3	1	4	0	17	-12.2	
BARA	36018	1	NEPAL RASTRIYA MA VI DUMARW	20.5	35.7	27.1	18.4	30.3	26	84	81	0	2	21	1	24	0	57	-5.68	
BARA	36019	1	NEPAL RASTRIYA MA VI PHATTEP	27.2	32	29.4	12.8	24.3	20	97	97	0	7	10	0	17	0	80	-11.8	
BARA	36020	1	NEPAL RASTRIYA MA VI PIPARPAT	24.5	32.1	32	24.2	21.6	34.6	125	125	1	10	22	0	33	0	92	-6.54	
BARA	36021	1	PANNA DEVI KANYA MA VI KALAI	20.4	27.4	18.8	17.4	20.8	24.2	101	98	0	1	9	2	12	0	86	-15.7	
BARA	36022	1	NEPAL RASTRIYA MA VI PIPRA SIM	31.1	42.7	30.6	22.5	30.4	30.9	178	178	0	8	36	13	57	0	121	-4.69	
BARA	36023	1	SARWAJANIK MA VI NJGADHA	34.5	50.1	34.4	28.3	33.7	30.9	70	70	3	12	9	2	26	0	44	1.17	
BARA	36024	1	JANATA MA VI KACHARWA	16.2	22.5	15.1	10.6	13.3	23.3	92	91	0	2	6	0	8	0	83	-17.3	
BARA	36025	1	AMAR MA VI DOHARI MAJHAULIY	18.8	28.3	27.4	16.9	26.8	22.1	90	81	0	6	14	4	24	0	57	-5.48	
BARA	36026	1	NEPAL RASTRIYA MA VI KALAIYA	23.2	34.8	28.5	21.9	21.1	30.8	196	189	2	8	27	2	39	0	150	-10.2	
BARA	36027	1	GAMVIRA BRAJKISHOR MA VI GAI	27.5	37.2	34.4	21	27.5	24.5	82	81	1	5	19	0	25	0	56	-4.12	
BARA	36028	1	NEPAL RASTRIYA MA VI MANHAR	14.7	27.1	12	9.3	16	20	61	60	0	0	0	0	0	0	60	-22.5	
BARA	36029	2	BHARAT BABA ENGLISH SECONDA	60.8	56.8	84.9	56.8	52.8	51.5	45	45	6	38	1	0	45	0	0	46.75	
BARA	36030	1	MANI MA VI THASKOL	19.6	40.2	18.8	18.1	28.5	22.5	114	114	0	2	13	0	15	0	99	-14.9	
BARA	36031	1	JANA SAMUDAYIK MA VI MADHUV	20.6	23.3	21.2	12	23.2	18.8	86	86	0	0	9	0	9	0	77	-16.6	
BARA	36032	1	NEPAL RASTRIYA MA VI DEWAPUL	20	29.8	19.9	16.7	13.2	19.5	49	46	0	1	1	0	2	0	44	-19.8	
BARA	36033	1	BHOJ BHAGAT MA VI LIPANIMAL	19.8	35.9	24.3	14	23.9	23.9	95	95	0	5	13	0	18	0	77	-11.3	
BARA	36034	1	NEPAL MA VI AMALEKHAGANJ	24.2	34.5	22.9	16.9	20.2	26	76	75	0	2	12	1	15	0	60	-11.1	
BARA	36035	1	JANATA MA VI BUDDHAGAI	14	23.1	16.4	11.1	16.6	20.3	108	106	0	1	2	2	5	0	101	-19.9	
BARA	36036	2	BAL EKATA ENGLISH BOARDING S	53.8	58	76.9	52.2	53.2	54.9	40	40	7	31	2	0	40	0	0	47.06	
BARA	36037	1	NEPAL RASTRIYA MA VI KAWAHI	17.4	31.4	21.8	19.1	15.3	21.2	78	76	0	1	10	0	11	0	64	-13.9	
BARA	36038	1	JANAJAGRITI MA VI SAKHUWAGH	28	45.1	31.1	23.1	40.1	33.7	58	58	0	5	19	1	25	0	33	2.55	
BARA	36039	1	TAPI MA VI BHODAHA	19.7	31.4	25.3	11.8	13.6	21.6	53	53	0	0	6	0	6	0	47	-16.1	
BARA	36040	1	NEPAL RASTRIYA MA VI BAKULIY	32	42.8	33.9	19.7	26	30.1	103	99	0	15	25	0	40	0	59	1.93	
BARA	36041	1	NEPAL RASTRIYA MA VI BHARATC	21.2	38.8	10.3	11.4	43	18.5	45	45	0	0	1	1	2	0	43	-20.2	
BARA	36042	1	NEPAL RASTRIYA MA VI HARDIYA	14	25.3	20	16.1	10.3	19.2	84	82	0	2	4	0	6	0	74	-17.6	

**PERFORMANCE OF ALL SCHOOLS IN SLC EXAMINATION BY DISTRICTS**  
**2071 BS (2015 AD)**

DISTRICT	SCODE	ST	SCHOOL	AVERAGE MARKS IN COMP. SUBJECTS						STUDENT		PASS DIVISION					WLD	FLD	SEM
				ENG	NEP	MAT	SCI	SOC	HPE	TAP	TAPRD	DIS	FIR	SEC	TIR	PASS			
BARA	36043	1	JANTA MA VI RAJGHATTA DUMAR	32.7	43.9	38.6	22.3	29.6	31.7	90	90	0	18	14	1	33	0	57	0.27
BARA	36044	2	GALAXY PUBLIC SCHOOL KALAIY	46.3	53.5	71.1	48.4	48.5	45.2	82	82	7	51	19	0	77	0	5	39.56
BARA	36045	1	JANATA MA VI KAKADI PARASAUN	26.4	35.8	20.4	20.1	17.9	24	100	95	0	4	11	1	16	0	79	-12.7
BARA	36046	1	NEPAL RASTRIYA MA VI ITIYAH	18.5	30.8	19.4	13.3	18.3	21.3	35	35	0	0	5	0	5	0	30	-14.5
BARA	36047	1	NEPAL RASTRIYA MA VI AURAH	27.2	46.4	40.8	20.1	19.6	33.9	52	52	0	7	4	0	11	0	41	-9.09
BARA	36048	2	ANJU ADARSHA ENGLISH BOARDI	44.2	45	48.3	23.6	52.8	25.1	15	15	0	4	4	0	8	0	7	10.5
BARA	36050	2	EVERGREEN ENGLISH SECONDAR	51.3	48.3	63.4	40.8	46.4	45.5	54	52	1	34	6	0	41	0	11	29.71
BARA	36051	2	HOLY ANGELS SECONDARY BOAR	51.2	48.2	50.7	39.9	39.4	35.8	49	49	3	14	17	1	35	0	14	22.3
BARA	36052	1	SARASWATI NEPAL RASTRIYA MA	30	28.4	30.1	20.1	18.3	31.1	60	59	0	4	8	0	12	0	47	-10.3
BARA	36053	1	NETRODAY MA VI YOJANATOL NI	16.2	27.8	8.4	5.8	25.2	15.5	26	26	0	0	0	1	1	0	25	-20.7
BARA	36054	2	HOLY RAJ ENGLISH SCHOOL JEET	49.9	48.9	62.9	42	69.1	46.5	11	11	0	9	2	0	11	0	0	42.95
BARA	36055	2	LOTUS ACADEMY MA VI SIMARA	55.7	66.7	75.4	42.8	42.6	54.3	48	48	5	40	2	0	47	0	1	44.69
BARA	36056	2	VIDYASAGAR BOARDING SCHOOL	51.8	52	62	37.4	65.8	39.6	28	27	4	13	6	0	23	0	4	34.72
BARA	36057	2	MOUNT EVEREST SECONDARY EN	46	59.3	69.8	36	31.8	50.5	49	47	7	27	4	0	38	0	9	33.35
BARA	36058	1	NEPAL RASTRIYA MA VI RATANPU	21.3	31.5	19.3	12.9	18.6	17.3	87	85	0	1	7	2	10	0	75	-16
BARA	36059	2	EKATA PUBLIC SECONDARY BOAR	50.9	52.3	63.5	37.6	38.7	45.1	27	26	0	19	2	0	21	0	5	31.15
BARA	36060	2	JEEVAN JYOTI SECONDARY ENGLI	45.2	44.7	49.6	26	37.3	42.9	40	39	2	14	5	0	21	0	18	13.17
BARA	36061	1	GAURI SHANKAR MA VI NIJGADH-	33.2	40	29.7	21.9	27.6	26.1	82	82	2	11	5	1	19	0	63	-7.44
BARA	36062	2	JYOTI PARADISE SECONDARY ENC	44.4	50.6	60.6	36.9	40	41.7	23	23	2	8	10	0	20	0	3	32.61
BARA	36063	1	NEPAL RASTRIYA MA VI RAGHUN	21.5	36.1	26.9	15	45.8	27.7	54	54	0	2	13	0	15	0	39	-6.46
BARA	36064	2	THE SUNNY ACADEMY ENGLISH B	49.7	51.8	67.8	41.5	64.4	47.6	31	31	8	14	5	0	27	0	4	38.35
BARA	36065	1	NEPAL RASTRIYA MA VI BENAULI	15.9	24.4	14.9	12.5	9.2	19.4	43	43	0	2	1	0	3	0	40	-18.1
BARA	36066	2	EX-SERVICEMEN CHILDREN ACAD	63.3	55.5	84.3	56.1	61.3	48.8	13	13	2	11	0	0	13	0	0	47.31
BARA	36067	2	SIDDHI VINAYAK ENGLISH SCHOO	65	57.9	68.8	45.2	56.4	49.3	16	16	3	13	0	0	16	0	0	47.81
BARA	36068	2	BRIGHT LAND ENGLISH SECONDAI	51.7	50.4	64.8	35.4	42.5	46.7	52	52	2	36	9	0	47	0	5	37.14
BARA	36069	1	NEPAL RASTRIYA MA VI PATHLAI	36.9	59	50.3	24.5	33.3	42.8	41	41	0	12	7	0	19	0	22	6.86
BARA	36070	2	MERRY-GOLD ENGLISH BOARDING	43.6	52.7	63.5	38.6	29.6	48	35	35	0	15	5	0	20	0	15	14.46
BARA	36072	2	DELHI PUBLIC SCHOOL, LIPNIMAL	55.4	48.3	64.7	38.7	50.4	50.4	7	7	0	5	2	0	7	0	0	41.79
BARA	36073	2	GYAN DEEP SECONDARY ENGLISH	58.6	55.3	76.4	47.9	54.6	50.9	52	51	4	44	2	0	50	0	1	44.41
BARA	36074	2	INTERNATIONAL ENGLISH BOARD	61	56.8	78.1	52.2	53.9	49.6	24	24	2	22	0	0	24	0	0	46.25

**PERFORMANCE OF ALL SCHOOLS IN SLC EXAMINATION BY DISTRICTS**  
**2071 BS (2015 AD)**

DISTRICT	SCODE	ST	SCHOOL	AVERAGE MARKS IN COMP. SUBJECTS						STUDENT		PASS DIVISION					WLD	FLD	SEM
				ENG	NEP	MAT	SCI	SOC	HPE	TAP	TAPRD	DIS	FIR	SEC	TIR	PASS			
BARA	36075	2	RASTRIYA VIBHUTI SAMUDAYIK S	64.1	64.2	79.9	58.5	70.4	50.8	37	37	16	21	0	0	37	0	0	51.49
BARA	36076	2	BRIGHTER ACADEMY SIMARA	61.4	73.1	83.8	51.5	53.4	57.6	44	44	15	29	0	0	44	0	0	50.11
BARA	36077	1	NEPAL RASTRIYA MA VI BELAHYI	19.6	30.6	29.2	13.6	31.5	22.9	102	101	0	11	11	0	22	0	79	-9.02
BARA	36078	1	NEPAL RASTRIYA MA VI PHETA	32.5	47.6	40.2	18.2	23.4	32.5	51	51	0	9	10	0	19	0	32	0.44
BARA	36079	2	CO-OPERATIVE ENGLISH SECONDA	46.2	53.6	46.8	36	38.8	46.2	5	5	0	3	1	0	4	0	1	29.25
BARA	36080	1	NEPAL RASTRIYA MA V BELWA DI	22.8	32.3	28.2	17.6	28.1	25.1	82	82	0	3	13	3	19	0	63	-9.41
BARA	36081	1	NEPAL RASTRIYA MA V KHAJANI	28.4	36.2	40.9	26.1	23.6	30.2	75	71	4	9	13	0	26	0	45	1
BARA	36082	2	MANAKAMANA ENGLISH BOARDIN	56.8	59.5	77.3	45.4	51.9	47.8	23	23	2	19	2	0	23	0	0	45.33
BARA	36083	2	EMERALD ACADEMY JEETPUR	55.2	50.5	66.5	46.3	65.2	46.1	30	30	4	20	3	1	28	0	2	40.67
BARA	36084	1	JANATA MA V BHAWANIPUR KALA	13.7	36	15.4	15.1	12.6	26.5	37	37	0	1	0	0	1	0	36	-20.7
BARA	36085	1	NEPAL RASTRIYA MAUWA DEVI	31.7	32.7	40	16.9	44.9	24.5	32	32	2	1	9	0	12	0	20	0.59
BARA	36086	1	SARASWATI NEPAL NATIONAL SE	23.1	39.5	36.6	29.4	39.3	30.8	20	20	0	2	8	0	10	0	10	6.75
BARA	36087	1	NEPAL RASTRIYA MA VI JAITAPU	22.3	31.4	23	17.4	26.4	25.6	55	54	0	5	8	0	13	0	41	-7.92
BARA	36088	1	NEPAL RASTRIYA MA VI NAYABA	18.9	32.9	29	17.3	40.7	23.9	60	58	0	3	13	1	17	0	41	-5.6
BARA	36089	1	MAHABIR NEPAL RASTRIYA MA V	31.2	47.5	43.4	27.4	16.5	26.5	20	20	0	1	2	0	3	0	17	-13.5
BARA	36090	2	SIMARA PUBLIC SCHOOL SIMARA	57.4	69	85.9	46.3	46.2	53.2	64	64	8	52	1	0	61	0	3	43.54
BARA	36091	1	NEPAL RASTRIYA MA VI CHHATAF	21	27.2	20.5	15.1	27	22.3	62	62	2	5	1	2	10	0	52	-12
BARA	36092	2	SHAHID SMARAK ACADEMY JEET	53.9	63.5	81	51.8	65.2	45.7	10	10	4	5	1	0	10	0	0	49.88
BARA	36093	1	NEPAL RASTRIYA MA VI LAL RAT	18.8	27	10.5	11	14.1	15.2	44	44	0	1	3	1	5	0	39	-16.1
BARA	36094	2	NEW SHANTI NIKETAN ENGLISH B	59.2	52.6	91.3	52.1	55.1	49.3	16	16	2	14	0	0	16	0	0	46.88
BARA	36096	1	NEPAL RASTRIYA SECONDARY SC	20.3	30.7	19.5	16	12.4	20.4	41	40	0	1	1	1	3	0	36	-17.7
BARA	36097	3	SHREE SIDDHESHWOR SANSKRIT N	22.2	30.5	27.4	24	37.8	28.8	62	54	0	4	18	5	27	0	27	5.56
BARA	36098	1	NEPAL RASTRIYA SECONDARY SC	39	43.6	46.1	24.2	33.1	28.6	50	48	1	9	16	0	26	0	22	10.62
BARA	36099	1	SHREE JANTA MA VI KAWAHI ZAE	35.7	38.8	41.7	27.9	33.5	33.3	38	38	0	7	13	2	22	0	16	11.63
BARA	36100	1	SHREE N.N.S SCHOOL KHUTWA JA	20.9	35.9	26.9	12.8	18.7	20.3	47	47	0	4	3	0	7	0	40	-13.2
BARA	36101	1	SHREE NEPAL RASTRIYA MA VI BA	29.1	38.9	39.6	23.6	27.3	31.7	61	58	0	9	7	0	16	0	42	-5.24
BARA	36102	2	PROGRESS EDUCATION ACADEMY	60.1	58.8	73.5	42.5	47.6	43	11	11	1	8	1	0	10	0	1	39.2
BARA	36103	2	BARA ACADEMY BOARDING SCHC	54.1	49.8	71.6	42.2	63.9	48.3	26	26	5	16	2	0	23	0	3	39.23
BARA	36104	1	NEPAL RASATRIYA MA VI DHARAN	23.6	36.7	19.6	8.4	17.7	21.2	35	35	0	0	2	1	3	0	32	-18
BARA	36105	1	NEPAL RASATRIYA MA VI SISWA N	19.6	29.2	29.1	20.4	25.1	28.6	48	44	0	5	9	0	14	0	30	-3.32

**PERFORMANCE OF ALL SCHOOLS IN SLC EXAMINATION BY DISTRICTS**  
**2071 BS (2015 AD)**

DISTRICT	SCODE	ST	SCHOOL	AVERAGE MARKS IN COMP. SUBJECTS						STUDENT		PASS DIVISION					WLD	FLD	SEM
				ENG	NEP	MAT	SCI	SOC	HPE	TAP	TAPRD	DIS	FIR	SEC	TIR	PASS			
BARA	36106	1	SHREE NE.RA.MA.VI. PRA.KHE	18.3	27.5	19.5	12.5	10.7	19	22	22	0	0	2	0	2	0	20	-17.4
BARA	36107	2	ST.PETERS ACADEMY SIMARA (BA	54.1	49.9	54.3	27.1	42.2	44.9	27	27	0	12	8	0	20	0	7	24.17
BARA	36108	2	GYANKUNJ SECONDARY SCHOOL	50.1	57.6	76.2	40.1	52.1	54.1	10	10	2	5	1	0	8	0	2	33.38
BARA	36109	2	DIVINE COSMOPOLITAN H.S. ENG.	53.1	53.8	63.1	41.2	52.1	45	10	10	0	7	3	0	10	0	0	41.63
PARSA	37001	1	DEEP NARAYAN ADARSHA MA VI	22.1	33.6	37.1	16.5	22.3	22.5	90	89	0	5	18	1	24	0	65	-6.81
PARSA	37003	1	MAISTHAN VIDYAPITH MA VI BIRC	22.7	37.5	27.9	27.4	38.1	36.7	56	56	0	7	6	0	13	0	43	-8.04
PARSA	37004	1	SUNDARMAL RAMKUMAR KANYA	22	37	27.1	17.9	36.1	33.4	52	52	0	5	6	1	12	0	40	-8.63
PARSA	37005	1	MA VI BIJAYA BASTI	23.7	32.1	28.7	17.6	34.9	31.3	71	71	0	4	12	3	19	0	52	-7.23
PARSA	37006	1	NEPAL RASTRIYA MA VI BARBACH	25.3	39.4	30	24.5	32.1	33.9	68	68	0	8	13	3	24	0	44	-1.75
PARSA	37007	1	GYAN BATIKA MA VI SUWARNAPU	23.1	36.5	37.5	22.5	30.3	28.7	53	53	0	2	13	4	19	0	34	-2.65
PARSA	37008	1	DWAR DEVI MA VI ALAU	31.9	47.6	49.7	24.6	47.6	29.9	40	40	0	5	24	0	29	0	11	19.69
PARSA	37009	1	NEPAL RAILWAY MA VI GOSHWAR	21.4	24.8	28.8	16.3	34.6	22.4	91	88	0	6	12	1	19	0	69	-9.7
PARSA	37010	2	CHILDREN'S PARADISE MA VI BIRC	36.2	43.8	43.2	24	29.2	33.8	13	13	0	3	2	0	5	0	8	1.73
PARSA	37011	1	ZILLA UCHANGAL RAMDEV KALW	21.1	28.6	28.9	18.9	30.9	29.4	153	151	1	11	31	1	44	0	107	-5.18
PARSA	37012	1	NEPAL RASTRIYA VIDYAPITH MA	21.6	31.1	34.6	13.8	31.5	22.9	140	137	0	9	25	1	35	0	102	-7.46
PARSA	37013	1	RADHA KRISHNA CHAURASIYA M	26.2	30.9	33.2	21.4	35	26.3	106	106	1	15	28	3	47	0	59	4
PARSA	37014	1	RAM CHARITRA BHAGAT MA VI PA	16.8	26.2	26.9	19.8	25.8	28.1	151	151	0	6	25	5	36	0	115	-8.97
PARSA	37015	1	SHARADA MA VI BAHUARI SUGOU	22.6	30	25.9	14.4	32.5	24.6	85	85	1	8	10	2	21	0	64	-7.46
PARSA	37016	1	TRIBHUVAN HANUMAN MA VI BIR	28.2	38.7	33.5	18.8	39.3	27.5	155	154	1	14	32	1	48	0	106	-3.84
PARSA	37017	1	MANGAL MA VI BHISWA	14.4	25	21.3	17.2	22.6	25.9	54	53	0	0	8	0	8	0	45	-14
PARSA	37018	1	SIDDHARTHA MA VI SUGARMILLS	26.3	35.7	31	20.5	32.3	27	320	318	3	36	70	1	110	0	208	-1.55
PARSA	37019	1	SARASWATI MA VI GAUTAM NAGA	29.7	47.3	50.4	26.4	40.7	39.4	49	49	0	7	26	2	35	0	14	18.89
PARSA	37020	1	TRI JUDDHA MAHABIR PRASAD RA	25	44	38.2	22.4	42.2	32.9	196	196	2	32	38	4	76	0	120	1.22
PARSA	37021	2	GYAN JYOTI MA VI BIRTA BIRGUN	53	46.3	61.8	39.3	58.7	50.2	95	95	7	56	21	1	85	0	10	36.29
PARSA	37022	2	GAUTAM ENGLISH MA VI BIRGUNJ	54.6	56.3	75.6	48.9	58.8	54.1	170	169	34	124	9	0	167	0	2	46.62
PARSA	37023	1	NEPAL RASTRIYA MA VI DOKAILA	21.2	36.2	33.5	19	33.9	27.8	69	69	0	3	16	0	19	0	50	-6.52
PARSA	37024	2	MOUNT EDMUND MA VI OM ASHR	50.2	54.3	69.3	48.1	52.6	56.8	49	49	4	34	11	0	49	0	0	43.7
PARSA	37025	2	MINI LAND ENGLISH MA VI BIRGUN	42.3	42.8	59.3	35.9	45.3	46.7	83	82	3	40	17	0	60	0	22	25.11
PARSA	37026	1	BITO MAHATO JANATA MA VI JITP	16.9	24.1	18.9	14.1	23.7	24.2	89	89	0	0	10	1	11	0	78	-15.7
PARSA	37027	1	MAHANANDA PRASAD UPADHYAY	15.5	20.4	15	11.5	28.4	22.3	54	48	0	2	3	0	5	0	43	-16.2

**PERFORMANCE OF ALL SCHOOLS IN SLC EXAMINATION BY DISTRICTS**  
**2071 BS (2015 AD)**

DISTRICT	SCODE	ST	SCHOOL	AVERAGE MARKS IN COMP. SUBJECTS						STUDENT		PASS DIVISION					WLD	FLD	SEM
				ENG	NEP	MAT	SCI	SOC	HPE	TAP	TAPRD	DIS	FIR	SEC	TIR	PASS			
PARSA	37028	2	HIMALAYAN SECONDARY SCHOOL	43.5	44.6	54.9	34.6	64	42.6	41	41	1	15	18	1	35	0	6	30.04
PARSA	37029	2	G H P SCHOOL SHREEPUR BIRGUNJ	54.8	51.1	70.8	52.4	63.8	51.6	123	123	14	101	8	0	123	0	0	45.98
PARSA	37030	2	GYAN VATIKA BOARDING ENGLISH	46.1	50	56.7	41.5	63.2	57.3	49	49	4	31	8	0	43	0	6	36.12
PARSA	37031	2	NEPAL RASTRIYA MA VI ODAR	22.1	39.4	28.2	20.9	33	30.3	69	69	0	2	18	2	22	0	47	-4.52
PARSA	37032	2	D A V RUKMINI BANARSI KEDIA SCHOOL	52.9	35.6	37.8	19.4	50.2	27.4	19	18	0	4	5	0	9	0	9	8.12
PARSA	37033	2	CHILDREN'S WORLD SECONDARY	38	40.9	49.1	33.2	46.7	43.1	14	13	0	5	5	1	11	0	2	28.67
PARSA	37034	1	RAM CHARAN SAH PANNALAL MA VI	19.5	23.6	17.9	9	31.6	25	57	55	0	0	6	0	6	0	49	-16.4
PARSA	37035	2	HOLY LAND ENGLISH SECONDARY	53.1	55.9	75.8	40.9	46.8	41.9	50	50	1	38	10	0	49	0	1	41.7
PARSA	37036	2	MARIGOLD ENGLISH BOARDING MA VI	41.6	39.2	59.3	29.5	54	46.1	56	56	2	26	16	0	44	0	12	27.86
PARSA	37037	2	SHREE ADARSHA SECONDARY SCHOOL	50.8	50.7	63.2	37.2	44.8	33.4	33	33	1	17	9	0	27	0	6	30.11
PARSA	37038	2	LITTLE ANGLES' SCHOOL ADARSHA	41.7	45.2	52.8	35.9	36.8	33.7	35	35	1	9	15	1	26	0	9	22.65
PARSA	37039	2	RAMSWARUP RAMPRIT CHAURASI	27.1	36.4	25.7	18	36.1	28.9	54	54	1	7	7	1	16	0	38	-4.07
PARSA	37040	1	DEV DAS ENGLISH SECONDARY SCHOOL	31.5	27	46.5	45	40	18	2	2	0	0	0	0	0	0	2	-22.5
PARSA	37041	1	KALI PRASAD LAKHE MA VI LANGOL	22.2	40.1	29.6	20.7	28.8	29.7	51	51	0	8	5	0	13	0	38	-6.4
PARSA	37042	2	MOON LIGHT ENGLISH BOARDING	49.4	46.3	63.5	34.2	58.8	48.5	33	33	1	17	11	0	29	0	4	33.52
PARSA	37043	2	GYAN NIKETAN SECONDARY BOARDING	51.5	55.1	59.6	33.5	55.5	41.7	49	49	4	25	9	0	38	0	11	29.01
PARSA	37044	1	JEEVAN JYOTI SECONDARY SCHOOL	48.8	54.5	63.5	41.3	55.7	53	13	13	2	9	0	0	11	0	2	36.92
PARSA	37045	2	ST XAVIER	47.6	45.9	61.6	37.9	50.9	40	30	30	2	16	9	0	27	0	3	35.87
PARSA	37046	1	NRISINGH MA VI PIPRAMATH	22.2	35.3	26.6	11.5	27.3	23.2	58	56	0	3	8	0	11	0	45	-10.8
PARSA	37047	2	MANAKAMANA SECONDARY SCHOOL	49.4	50.9	69.4	46.5	60.4	49	60	60	5	42	6	0	53	0	7	37.25
PARSA	37049	2	ALPINE ENGLISH BOARDING SCHOOL	55.4	60.9	73.7	43.9	63.6	43.3	45	45	7	30	8	0	45	0	0	45.33
PARSA	37050	1	BHANGI SAH NEPAL RASTRIYA MA VI	18.3	33.1	29.5	18.4	28.2	21.3	58	58	0	4	11	2	17	0	41	-5.57
PARSA	37051	1	JANATA MA VI PAKADIYA BADNIH	23.7	38.6	22.7	20	29.3	31.5	98	98	1	5	15	3	24	0	74	-8.18
PARSA	37052	1	NEPAL RASTRIYA MA VI RANGAPUR	19.9	26.1	22.9	20.1	30.1	24.5	69	69	1	3	9	0	13	0	56	-11
PARSA	37054	1	VIDHYA SAGAR SECONDARY SCHOOL	45.5	51.4	72.9	46.5	50.4	52.2	19	19	2	15	1	0	18	0	1	42.43
PARSA	37055	1	NEPAL RASTRIYA MA VI SOLAKHPUR	22.2	31.7	22.6	16	27.1	26.4	65	64	0	4	13	0	17	0	47	-6.86
PARSA	37056	2	VIDHYA SADAN SECONDARY SCHOOL	50.6	52.2	77.4	46.6	71.1	47.6	34	34	6	21	7	0	34	0	0	45.33
PARSA	37057	1	M E S PUBLIC SCHOOL CHHAPKAIR	41.8	44.3	60.5	38.1	55.1	48.6	23	23	0	14	8	0	22	0	1	38.15
PARSA	37058	2	GRACE SECONDARY SCHOOL	41.2	43.6	56.1	40	40.1	41	22	22	0	7	10	0	17	0	5	24.55
PARSA	37059	1	BIRGUNJ RATRI MA VI BIRGUNJ	11.3	16	14.3	8.8	16.3	12.5	24	16	0	3	0	0	3	0	13	-9.84

**PERFORMANCE OF ALL SCHOOLS IN SLC EXAMINATION BY DISTRICTS**  
**2071 BS (2015 AD)**

DISTRICT	SCODE	ST	SCHOOL	AVERAGE MARKS IN COMP. SUBJECTS						STUDENT		PASS DIVISION					WLD	FLD	SEM
				ENG	NEP	MAT	SCI	SOC	HPE	TAP	TAPRD	DIS	FIR	SEC	TIR	PASS			
PARSA	37060	2	BEACON ENGLISH SCHOOL BHAGA	52	42.2	53.3	37.8	51.9	46.3	15	15	0	7	1	0	8	0	7	12.75
PARSA	37062	1	NEPAL RASTRIYA MA VI BADERW	18.3	32.7	25.2	16.7	33.1	28.4	73	73	0	7	9	1	17	0	56	-8.46
PARSA	37063	1	NEPAL RASTRIYA PRA MA VI MAH	24.4	39.8	37.5	24.8	31.4	26.1	68	66	0	13	11	1	25	0	41	0.87
PARSA	37064	2	BIRGUNJ ACADEMY TEJARATH TO	42.7	44.3	46.7	31.1	49.7	44.2	38	37	1	16	5	0	22	0	15	16.52
PARSA	37065	2	PASHUPATI SHIKSHA MANDIR ADA	46.9	51.5	77.6	28.7	47.1	38.4	10	10	0	6	0	0	6	0	4	18
PARSA	37066	2	MASCOT ACADEMY KUMAHALTOI	49.1	54.6	57.5	41.1	45.1	48.7	27	27	0	15	9	0	24	0	3	33.75
PARSA	37067	2	GOLDEN FUTURE SECONDARY EN	48.2	47.8	73.5	38.1	59.3	44.1	42	41	5	26	5	0	36	0	5	37.23
PARSA	37068	2	NAVGAWA SECONDARY SCHOOL C	13.8	32	24	15.8	20.4	26.8	50	50	0	3	5	0	8	0	42	-12.8
PARSA	37069	2	KANCHANJUNGA ENGLISH SCHOO	48.1	54.6	62	44	58.3	57	21	20	3	15	2	0	20	0	0	46.13
PARSA	37070	1	NEPAL RASTRIYA MA VI DEEPAKN	23.2	38.8	30.4	22.7	35.3	29.9	62	62	0	4	14	1	19	0	43	-4.69
PARSA	37071	1	NEPAL RASTRIYA MA VI SUKHCHA	28.1	37	30.5	18.9	32.8	29.5	31	31	0	2	7	2	11	0	20	-2.44
PARSA	37072	2	SUNRISE ENGLISH BOARDING SCH	36.9	34.5	52	32.7	46.5	38.9	20	20	0	4	8	0	12	0	8	13.5
PARSA	37073	1	SUKAI SAH MA VI BHEDIHARI	23.5	43.4	33.4	23.3	27.4	32.4	63	63	0	9	8	1	18	0	45	-4.98
PARSA	37074	1	SURJEE DEVI MA VI MURLI	23.7	39	32.8	20.1	38.1	37	91	90	2	17	15	1	35	0	55	1.97
PARSA	37075	2	BIRGUNG PUBLIC ENGLISH SCHOO	50.8	52.8	64.1	48.4	61.7	46.1	44	43	5	27	5	1	38	0	5	37.1
PARSA	37076	3	SU RA KANYA MA VI, BIRGUNJ (OP	24.5	37.9	18.5	18.2	40.2	29.4	17	17	0	6	1	0	7	0	10	4.63
PARSA	37077	1	NEPAL RASTRIYA MA VI NICHUTA	17.6	32	27.4	19.7	26	36	23	23	0	1	3	0	4	0	19	-12.2
PARSA	37078	1	NEPAL RASTRIYA MA VI BHIKHAM	18.1	31.6	20.2	17.3	22.2	24.9	60	60	0	1	6	0	7	0	53	-15.8
PARSA	37079	1	NEPAL RASTRIYA MA VI NAGAWA	9.2	19.6	7.6	4.5	19.6	16.5	21	21	0	0	1	0	1	0	20	-19.8
PARSA	37080	1	NEPAL RASTRIYA MA VI SIYARAH	23.5	42.8	42.6	14.6	23.2	26.6	81	81	1	1	19	0	21	0	60	-7.45
PARSA	37081	1	DEVNANDAN DEVRAJ MA VI RAMI	22.9	48.1	35.4	27.4	43.5	33.5	34	34	0	5	12	1	18	0	16	8.65
PARSA	37082	2	KADAMBARI ACADEMY BIRGUNJ	52.9	55.8	76.8	50.7	54.7	41.4	49	48	9	38	1	0	48	0	0	47.58
PARSA	37083	2	BABA ENGLISH SECONDARY SCHC	33.6	37.1	27.2	33.9	43.2	47.2	17	17	0	4	1	0	5	0	12	-3.31
PARSA	37084	2	SHALOM SECONDARY SCHOOL BIR	39.8	49.5	61.7	37.7	52.2	52	37	37	1	24	8	1	34	0	3	36.93
PARSA	37085	1	DIVYA KANYA SECONDARY SCHO	16.8	33.6	14.4	17.3	26.4	32.4	37	37	0	1	1	0	2	0	35	-19.2
PARSA	37086	2	ANGEL INTL BOARDING SCHOOL P	47.2	40.5	55.6	30.6	57.6	35.6	17	17	0	5	10	0	15	0	2	30.44
PARSA	37087	2	OM EDUCATIONAL ENGLISH SECO	39.8	38	47.5	40.8	48.8	43	26	24	0	8	10	0	18	0	6	23.44
PARSA	37088	1	JANTA SECONDARY SCHOOL MUD	19	36.1	24.6	16	17.3	29.1	24	24	0	0	4	0	4	0	20	-13.1
PARSA	37089	2	ST. JOHNS SECONDARY SCHOOL B	49.5	51.1	67	34.8	59.2	48.1	20	20	1	13	4	0	18	0	2	36.75
PARSA	37090	1	NEPAL RASHTRIYA SECONDARY S	19.1	28.1	19.7	17.5	33.4	28.6	70	70	0	4	6	1	11	0	59	-13.2



**PERFORMANCE OF ALL SCHOOLS IN SLC EXAMINATION BY DISTRICTS**  
**2071 BS (2015 AD)**

DISTRICT	SCODE	ST	SCHOOL	AVERAGE MARKS IN COMP. SUBJECTS						STUDENT		PASS DIVISION					WLD	FLD	SEM
				ENG	NEP	MAT	SCI	SOC	HPE	TAP	TAPRD	DIS	FIR	SEC	TIR	PASS			
PARSA	37091	1	NE. RA. MA.VI. MASIHANI	14.6	22.6	22.8	21.1	24.9	30.3	32	32	0	2	2	0	4	0	28	-14.8
PARSA	37092	1	MAHABIR SAH SECONDARY SCHO	19.7	44.6	25.1	23.3	31.6	26.8	48	48	0	3	15	0	18	0	30	-0.7
PARSA	37093	1	MUKHADEV SHUSHILA SECONDAR	24.2	45.8	34.9	25.4	41.2	30.7	33	31	1	2	12	0	15	0	16	6.29
PARSA	37094	1	SHREE NEPAL RASTRIYA SECOND	22.3	37	31.8	21.9	30	30.5	25	25	0	2	7	0	9	0	16	-1.35
PARSA	37095	2	GREEN LAND SECONDARY SCHO	42.3	50.2	68.8	38.5	52.4	60.4	12	12	0	8	4	0	12	0	0	41.25
PARSA	37096	2	MEDICAL SCIENCE SECONDARY S	55.5	57.1	60.9	39.4	64	48.1	16	16	3	6	5	0	14	0	2	35.86
PARSA	37097	1	NE. RA. MA. VI. SUGAULI	23.4	30.5	31.3	19.9	35.2	26.8	95	95	0	10	14	3	27	0	68	-5.64
PARSA	37098	2	SUN LIGHT ENGLISH SECONDARY	33	40	43.9	25.8	49.4	38.1	27	27	2	6	4	0	12	0	15	6.94
PARSA	37099	1	SHREE LAXMIDEVI BABULAL HAN	24.3	23.2	23.3	15.7	26.1	29.7	18	18	0	0	6	0	6	0	12	-3.75
PARSA	37100	2	MOTHERLAND SECONDARY SCHO	37	45.4	57.8	38.9	63.3	47.7	21	21	0	13	6	0	19	0	2	35.36
PARSA	37101	2	OASIS SECONDARY SCHOOL SHRE	56.3	60.6	78.5	61.9	70.1	51.1	8	8	3	5	0	0	8	0	0	50.63
PARSA	37102	2	GYANODAYA BAL SECONDARY SC	53.7	55.9	77.4	48.5	55.6	39.8	10	10	2	6	2	0	10	0	0	45.75
PARSA	37103	2	SOUTH ZONE ENGLISH BOARDING	58.1	54.1	82.9	50.3	67	48.8	32	32	7	24	1	0	32	0	0	47.93
PARSA	37104	2	NEW WAVE ACADEMY PVT.LTD.	48.5	45.1	43.5	29.1	51.5	47.9	8	8	1	2	2	0	5	0	3	18.75
PARSA	37105	2	GALAXY SECONDARY SCHOOL AD	38.5	51	54	18	54.5	48	2	2	0	0	1	0	1	0	1	5.63
GORKHA	38001	1	BHIMODAYA MA VI ARUGHAT	34.8	48.8	36.3	31	37.8	39.9	80	80	0	9	36	2	47	0	33	11.57
GORKHA	38002	1	MANDALI MA VI CHHOPRAK	40	57.5	36.2	32.4	55.4	37	49	49	0	13	16	0	29	0	20	13.78
GORKHA	38003	1	SHAKTI HIGHER SECONDARY SCH	37.9	54.2	41.4	29.6	48.1	45.7	57	57	0	16	23	0	39	0	18	19.14
GORKHA	38004	1	BIJAYA BHAWANI MA VI MAKAI	28.9	52.1	26.9	23.3	44.2	35.4	38	38	0	5	8	0	13	0	25	-1.78
GORKHA	38005	1	JANASHAKTI MA VI NAMJUNG	45.6	61	47.5	31.6	48	46.5	61	61	2	21	30	0	53	0	8	31.11
GORKHA	38006	1	SHAHEED SMRITY HIGHER SECON	27.2	47.8	28.1	26.5	48.6	37.8	111	111	0	6	37	4	47	0	64	1.57
GORKHA	38007	1	MANAKAMANA MA VI MANAKAM	27	54.2	32.6	16.5	49.3	34.4	53	53	0	4	10	0	14	0	39	-6.79
GORKHA	38008	1	JIVAN JYOTI MA VI CHYANGLI BIR	24.3	57.1	34.7	25.7	40.6	40.5	79	79	0	7	37	1	45	0	34	10.41
GORKHA	38009	1	JANAKALYAN MA VI SRINATHKOT	27.3	54.2	40	24.7	44.3	45.2	30	30	0	6	13	0	19	0	11	15.38
GORKHA	38010	1	HIMALAYA MA VI JHYANWA SIMJ	33.1	42.4	23.7	21.2	32.7	40.2	77	77	0	2	15	5	22	0	55	-6.77
GORKHA	38011	1	LAXMI MA VI GAIKHUR	34.1	54.9	45.9	19	55.2	45.3	44	44	0	9	11	0	20	0	24	5.37
GORKHA	38012	1	AMAR JYOTI JANATA MA VI LUINT	31.4	55.9	35.9	28.8	39	42.5	71	71	1	12	25	1	39	0	32	10.53
GORKHA	38013	1	JANATA MA VI AAMPPIPAL	33.7	59.7	44.2	35.4	55.9	38.2	56	56	1	17	28	0	46	0	10	27.59
GORKHA	38014	1	DULLAV MA VI GHYAMPESAL	36.6	45.7	51.8	27.1	42.2	42.8	37	37	0	6	19	2	27	0	10	19.84
GORKHA	38015	1	PAROPAKAR ADARSHA MA VI JAU	54	55.3	75	35.8	59.5	43.1	30	30	1	25	4	0	30	0	0	44

**PERFORMANCE OF ALL SCHOOLS IN SLC EXAMINATION BY DISTRICTS**  
**2071 BS (2015 AD)**

DISTRICT	SCODE	ST	SCHOOL	AVERAGE MARKS IN COMP. SUBJECTS						STUDENT		PASS DIVISION						WLD	FLD	SEM
				ENG	NEP	MAT	SCI	SOC	HPE	TAP	TAPRD	DIS	FIR	SEC	TIR	PASS				
GORKHA	38016	1	GYAN JYOTI MA VI LAPSIBOT HAN	39.7	50.4	42.5	28.6	52.1	37.5	66	66	1	14	30	1	46	0	20	19.34	
GORKHA	38017	1	AHAL BHANJYANG MA VI THALAJ	34.2	57.8	40.3	30.3	49.7	32	19	19	0	1	6	0	7	0	12	-1.18	
GORKHA	38018	1	BHAWANI MA VI THANTIPOKHARI	34.5	52	40.4	25.2	47.8	38.3	89	89	2	18	26	0	46	0	43	9.44	
GORKHA	38019	1	SHREE VINDHYABASINEE HIGHER	30.3	54	37.7	28	45.4	38.8	50	50	1	10	20	1	32	0	18	16.08	
GORKHA	38020	1	SURYA JYOTI MA VI TAKU PALKHU	29.5	57.5	37.9	25.5	50.8	42.9	52	51	1	13	15	0	29	0	22	12.87	
GORKHA	38021	1	SARASWATI MA VI BORLANG	42.3	66.2	53.1	30.1	52.2	45.1	63	63	1	38	16	0	55	0	8	33.81	
GORKHA	38022	1	SANSKRIT MA VI TANDRANG	33.5	51.6	34.8	33.9	45.3	45.4	20	20	0	6	5	0	11	0	9	11.81	
GORKHA	38023	1	GYANMARGA MA VI GHYALCHOW	38.2	44.9	32.1	27.7	36.6	43.6	61	60	1	7	19	1	28	0	32	5.34	
GORKHA	38024	1	MAHENDRA LILA MA VI HARMI	28.1	59.4	49.7	29.4	38.2	42.9	45	45	0	12	23	0	35	0	10	24.25	
GORKHA	38025	1	RAM SHAH MA VI DEURALI	30.1	55.4	46.9	27.3	42.4	45	40	40	1	7	21	0	29	0	11	20.91	
GORKHA	38026	1	SARASWOTI MA VI AAHALE	54.6	63.2	67	35.7	55.8	56.1	103	103	23	64	9	0	96	0	7	42.78	
GORKHA	38027	1	JANAJYOTI MA VI CHIPLETI	27.7	52.5	27.4	23.9	35.9	38.1	34	34	0	3	8	1	12	0	22	-1.94	
GORKHA	38028	1	ANNAPURNA MA VI KHOPLANG	27.2	55.1	40.8	22.4	51.5	37.6	54	54	0	8	24	0	32	0	22	12.5	
GORKHA	38029	1	BHAGABATI HIMALAYA MA VI BA	32.2	57.7	39.9	28.9	48.2	41.7	48	48	0	10	24	0	34	0	14	19.69	
GORKHA	38030	1	MAHENDRA JYOTI MA VI POKHAR	34.3	44.7	46.3	26.3	33.5	49.4	71	71	0	11	39	0	50	0	21	18.86	
GORKHA	38031	1	HIMALAYA MA VI BARPAK	32.5	45	36.6	21.6	49.2	33.6	60	59	0	4	22	1	27	0	32	3.84	
GORKHA	38032	1	BHAIRAWASHRAM HIGHER SECON	29.1	55.3	45.5	21.7	44.3	43.9	75	75	1	14	31	0	46	0	29	14.45	
GORKHA	38033	1	MAHENDRA MA VI KANDURTAR	38.1	55.4	47.7	26.5	43.4	50.4	69	69	1	15	40	0	56	0	13	25.98	
GORKHA	38034	1	SANSARI MAHENDRA MA VI, NAY	32.5	61.7	35.7	23.5	45.3	39.2	33	33	1	5	13	0	19	0	14	12.39	
GORKHA	38035	1	MAHALAXMI MA VI LAXMIBAZAR	40.3	59.3	49.5	31.2	49.1	48.9	76	76	1	37	29	0	67	0	9	32.91	
GORKHA	38036	1	CHATURMALA MA VI MUCHOK	22.3	53	30.2	19.6	39.2	41.4	54	54	0	5	18	0	23	0	31	2.5	
GORKHA	38037	1	MAHENDRA SHAKTI MA VI BAKRA	31	38.9	16.5	21.1	35.4	39.8	46	46	0	1	4	3	8	0	38	-13.1	
GORKHA	38038	1	MAHALAXMI MA VI KOKHE TAPLE	28.4	49.3	45.9	24.5	36.7	36.8	59	58	1	5	35	1	42	0	16	19.49	
GORKHA	38039	1	BHAWANI MA VI MANBU	24.5	50.4	40.7	25.7	32.9	37.8	107	107	0	9	42	0	51	0	56	5.26	
GORKHA	38040	1	MIRKOT HIGHER SECONDARY SCH	28.1	52.5	38.4	25.2	37.4	43.1	58	58	0	7	27	0	34	0	24	11.83	
GORKHA	38041	1	JALKANYA DEVI MA VI TAKU LAK	29.7	52.6	38.6	24.6	38	35.8	26	26	0	4	10	0	14	0	12	9.52	
GORKHA	38042	1	HIMALAYA MA VI SAURPANI	30.6	51.3	30.8	22.1	38.8	35.8	44	44	0	7	15	0	22	0	22	7.41	
GORKHA	38043	1	RATNESWOR MA VI DARBUNG	37.7	55.1	32.8	23.3	55.6	38.8	30	30	0	8	10	0	18	0	12	14.25	
GORKHA	38044	1	RATNA RAJYA MA VI BIRINCHOW	23.8	53.5	39.5	26	39.8	44.5	45	45	0	7	13	0	20	0	25	4.25	
GORKHA	38045	1	BINDRAWATI MA VI MASHEL	32.5	61.6	46.1	24.7	51.2	45.8	52	52	1	16	15	0	32	0	20	16.08	

**PERFORMANCE OF ALL SCHOOLS IN SLC EXAMINATION BY DISTRICTS**  
**2071 BS (2015 AD)**

DISTRICT	SCODE	ST	SCHOOL	AVERAGE MARKS IN COMP. SUBJECTS						STUDENT		PASS DIVISION					WLD	FLD	SEM
				ENG	NEP	MAT	SCI	SOC	HPE	TAP	TAPRD	DIS	FIR	SEC	TIR	PASS			
GORKHA	38046	1	DARBAR MA VI ARUPOKHARI	26.8	46.4	31.4	27.7	31.3	39	45	45	0	4	17	0	21	0	24	4.75
GORKHA	38048	1	AKALA MA VI RATMATE DHUWAK	32.8	57.7	36.2	28.3	45.7	44.2	53	53	0	12	24	0	36	0	17	18.25
GORKHA	38049	1	JAGESHWOR MA VI BORLANG	31.5	52.7	45.9	38.4	41.5	49.6	45	45	2	7	30	0	39	0	6	29.17
GORKHA	38050	1	SIDDHADEVI MA VI DEURALI BHA	24.2	39.8	17.1	23.5	29.2	32.7	77	77	0	4	11	1	16	0	61	-10.4
GORKHA	38051	1	SINJALI MA VI TAKLUNG	35.3	39.2	31.8	23.2	38.6	43	25	25	0	3	9	0	12	0	13	5.85
GORKHA	38052	1	BHAGAWATI MA VI DARBUNG	36	50	34.9	22.2	49.7	35.1	46	46	0	4	13	0	17	0	29	-0.73
GORKHA	38053	2	THE OLD CAPITAL HIGHER SECON	57	68	80	40.5	59.4	57.4	94	94	22	68	3	0	93	0	1	47.43
GORKHA	38054	1	SARASWATI MA VI FINAM	32.2	54.4	37.9	20.9	36.7	36	58	58	0	3	28	1	32	0	26	8.95
GORKHA	38055	1	SHANTI MA VI BAGUWA	32.9	61.7	47	24.8	51.9	47	49	49	3	11	18	0	32	0	17	18.37
GORKHA	38056	1	JHIMREK MAHIPATE MA VI THALA	25.9	44.4	31.8	27.7	44.6	32.5	19	19	0	0	11	2	13	0	6	14.96
GORKHA	38057	1	NAVAJAGRITI CHANDI MA VI ASH	36.8	59.1	52.2	33.7	49.1	53.8	91	91	2	49	36	0	87	0	4	37.91
GORKHA	38058	1	PRABHAT MA VI DHAWA	24.2	54.9	37.7	32.8	38.9	43.3	39	39	0	7	16	1	24	0	15	13.88
GORKHA	38059	1	NAWAJYOTI MA VI DANDIDANDA	35.1	53.2	39.5	24.8	40.9	42.7	38	38	1	6	18	1	26	0	12	18.2
GORKHA	38060	1	SHARADA MA VI KHOPLANG	29.1	53.2	42.6	25.6	57.1	37.4	17	17	0	0	11	0	11	0	6	13.9
GORKHA	38061	1	CHITRE POKHARI MA VI CHHOPRA	34.3	51.4	29.6	25.9	43.7	30.9	9	9	0	1	4	0	5	0	4	10
GORKHA	38062	1	TARA MA VI CHHEBETAR	28.7	49.8	31.9	24.5	34.5	36.4	39	39	0	5	11	0	16	0	23	2.02
GORKHA	38063	1	SHAILAPUTRI HIGHER SECONDARY	28.3	57.2	33.8	22.6	49	45.8	43	43	0	5	12	0	17	0	26	1.05
GORKHA	38064	1	BAKRESWOR MA VI BAKRANG	38.9	51.1	37	31.4	43.4	46.6	24	24	1	4	7	0	12	0	12	8.59
GORKHA	38065	1	RAMESHWARY MA VI BUNGKOT	33.9	52.8	37.2	25.3	41.3	40	33	33	1	5	13	0	19	0	14	12.39
GORKHA	38066	1	NEPANE MA VI KERABARI	24.5	51.1	30.8	14.9	32.6	38	37	37	0	4	7	0	11	0	26	-4.56
GORKHA	38067	1	CHAMPAWATI MA VI HARMI	33.3	56	38.5	31.7	57.3	39	33	33	1	4	20	0	25	0	8	22.27
GORKHA	38068	2	ST MARY'S SCHOOL TERA KILO NA	64.1	66.8	84	46.8	76	62.2	41	41	24	17	0	0	41	0	0	53.78
GORKHA	38069	1	BHADRAKALI MA VI BHUMLICHOK	30.8	49.9	32.4	26.5	51.8	36.1	32	32	0	5	10	0	15	0	17	5.63
GORKHA	38071	1	MANIKAMA DEVI MA VI LAPRAK	31.1	42.1	27	20.4	35.7	37.4	23	23	0	1	3	2	6	0	17	-8.18
GORKHA	38072	1	BUDDHA MA VI SIRDIBAS	26.3	51.8	26.7	27	35.6	45.1	15	15	0	1	5	0	6	0	9	0.75
GORKHA	38073	2	ST. JOSEPH'S ENGLISH SCHOOL IIR	64.5	65.9	87.4	46.8	74.1	57.4	45	45	25	20	0	0	45	0	0	53.33
GORKHA	38074	1	SHREE SIDDHAKALI HIGHER SECC	32	45	31.9	32.2	42.7	43.8	62	62	0	9	26	0	35	0	27	10.89
GORKHA	38075	3	SHAKTI HIGHER SECONDARY SCH	29.6	33.6	25.2	9.8	21.9	27.3	38	37	0	0	0	0	0	0	37	-22.5
GORKHA	38076	1	GANDAKI SECONDARY SCHOOL, T	27.7	49.1	29.5	19.7	39.6	37.6	51	51	0	3	16	1	20	0	31	0.03
GORKHA	38077	1	MAJHATHAR SECONDARY SCHOOL	28.4	44.3	23.4	14.4	36.1	29.8	27	27	0	2	4	0	6	0	21	-9.17

**PERFORMANCE OF ALL SCHOOLS IN SLC EXAMINATION BY DISTRICTS**  
**2071 BS (2015 AD)**

DISTRICT	SCODE	ST	SCHOOL	AVERAGE MARKS IN COMP. SUBJECTS						STUDENT		PASS DIVISION					WLD	FLD	SEM
				ENG	NEP	MAT	SCI	SOC	HPE	TAP	TAPRD	DIS	FIR	SEC	TIR	PASS			
GORKHA	38078	1	DHARAPANI SECONDARY SCHOOL	36.8	59.6	41.5	32.8	46.9	49.8	24	24	2	7	9	0	18	0	6	25.16
GORKHA	38079	1	GANESH SECONDARY SCHOOL, TH	19.4	36.4	22.2	11	24.9	32.1	46	46	0	1	4	0	5	0	41	-16.1
GORKHA	38080	1	JIVAN JYOTI SECONDARY SCHOOL	35.9	52	27.8	24.2	49.1	35.2	47	46	0	8	6	0	14	0	32	-3.42
GORKHA	38081	1	KERAUNJA SECONDARY SCHOOL,	28.3	58	39.7	21.9	46.5	40.2	30	30	0	7	10	0	17	0	13	12
GORKHA	38082	1	INDRA KANYA SECONDARY SCHO	23	40.7	23.5	20.5	32.5	33.5	33	33	0	2	8	0	10	0	23	-4.77
GORKHA	38083	1	NAVAJYOTI SECONDARY SCHOOL	42.8	49.1	42.3	37.1	46.4	48.9	35	35	0	14	12	0	26	0	9	23.79
GORKHA	38084	1	DHANASIRA SECONDARY SCHOOL	33.1	40.3	27.1	20.9	33.4	37.6	27	27	0	1	7	0	8	0	19	-5.42
GORKHA	38085	1	DHARMAWATI SECONDARY SCHO	30.7	53.1	29.7	26.5	51.9	35.3	35	35	0	2	9	0	11	0	24	-4.18
GORKHA	38086	1	PATAN DEVI SECONDARY SCHOOL	26.8	57.6	45.1	33.8	43.9	53.3	15	15	0	6	4	0	10	0	5	19.5
GORKHA	38087	1	BHAGAWOTI SECONDARY SCHOOL	27.4	62.5	42.3	33.4	50.7	53.8	18	18	0	6	5	0	11	0	7	15.62
GORKHA	38089	2	NEPALESE ADVANCE BOARDING S	62.3	70.4	67.6	38.1	69.9	62.7	14	14	5	8	0	0	13	0	1	45.54
GORKHA	38090	1	ANTAR JYOTI SECONDARY SCHO	23	43.7	22.6	15.4	32.7	28.4	18	18	0	1	1	0	2	0	16	-15.6
GORKHA	38091	1	SIDDHARTHA SECONDARY SCHO	28.8	43.8	28.9	25.1	38.4	31.1	16	16	0	0	9	0	9	0	7	9.14
GORKHA	38092	1	MADANE DANDA SECONDARY SCI	31.2	54.4	27.9	23.6	34.4	39.8	18	18	0	1	9	0	10	0	8	9.38
GORKHA	38093	1	TARA CHANDRA SECONDARY SCH	33.4	42	31.4	24.1	44.5	32.9	20	20	0	1	8	0	9	0	11	3.38
GORKHA	38094	1	HIMALAYA SECONDARY SCHOOL,	40.1	63	44.3	24.5	57.5	44.3	30	30	0	11	10	0	21	0	9	21
GORKHA	38095	1	TANGLICHOK SECONDARY SCHO	30.7	61.2	35	27	51.6	41.7	35	35	0	5	14	0	19	0	16	9.64
GORKHA	38096	1	HIMALI SECONDARY SCHOOL, GA	27.2	43.2	33.3	17.6	35.4	35.4	19	19	0	1	6	0	7	0	12	-1.18
GORKHA	38097	1	MANJUSHREE SECODARY SCHOOL	20	47	49.3	27	40.2	44.8	6	6	0	1	2	0	3	0	3	7.5
GORKHA	38098	1	SATKANYA DEVI MA VI UHIYA	22.1	45.5	33.7	19.5	42.5	37.6	15	15	0	1	5	0	6	0	9	0.75
GORKHA	38099	1	MAIKOT MA VI TAKUKOT	31.4	58.6	33.7	31.5	46.7	37.4	19	19	1	4	6	0	11	0	8	13.82
GORKHA	38100	1	DURGA MA VI SAURPANI	32.3	42.4	24.3	18.8	33.8	37.8	19	19	0	1	6	0	7	0	12	-1.18
GORKHA	38101	1	RAJGARE MA VI GAIKHUR	28.5	54	47.8	29.3	53.4	40.7	32	32	0	8	19	0	27	0	5	27.77
GORKHA	38102	1	CHANDRODAYA MA VI SHRINATH	27.4	59.7	51.9	25	50	49.9	14	14	0	3	7	0	10	0	4	20.09
GORKHA	38103	1	DIRGHESWOR MA VI FUJEL	30.3	56.9	41	23.4	42	42	25	25	0	5	9	0	14	0	11	11.25
GORKHA	38104	1	JAL DEVI MA VI TAKLUNG	29.6	62.4	34.8	27.6	57.6	42.3	14	14	0	3	4	0	7	0	7	8.04
GORKHA	38105	1	SIDDHASTHANI MA VI TAKLUNG	32.2	65.5	38.2	28.5	54.1	39.9	17	17	0	5	6	0	11	0	6	17.21
GORKHA	38106	1	KRISHNA JYOTI MA VI GANKHU	34.6	53.4	45.9	30.8	41.2	39.3	16	16	0	4	9	0	13	0	3	26.02
GORKHA	38107	1	MANAKAMAMA BAHIRA MA VI GC	27.5	40.5	22.9	15.5	42.3	27.3	11	11	0	0	0	0	0	0	11	-22.5
GORKHA	38108	1	SURYODAYA MA VI GHYALCHOK	34.1	52.3	31.8	25.8	52	35.3	41	41	0	6	12	0	18	0	23	3.84

**PERFORMANCE OF ALL SCHOOLS IN SLC EXAMINATION BY DISTRICTS**  
**2071 BS (2015 AD)**

DISTRICT	SCODE	ST	SCHOOL	AVERAGE MARKS IN COMP. SUBJECTS						STUDENT		PASS DIVISION						WLD	FLD	SEM
				ENG	NEP	MAT	SCI	SOC	HPE	TAP	TAPRD	DIS	FIR	SEC	TIR	PASS				
GORKHA	38109	2	MODERN SECONDARY ENGLISH B	62.5	63.8	71.6	50.9	67.5	57	25	25	4	21	0	0	25	0	0	47.4	
GORKHA	38110	1	SHREE KALRATRI SECONDARY SC	22.3	46.3	27.4	17.2	34.1	41.8	11	11	0	0	2	0	2	0	9	-12.3	
GORKHA	38111	1	PRAVA MA VI KHARIBOT	34.6	47.2	30.9	26.2	47.7	33.7	22	22	0	1	11	1	13	0	9	10.81	
GORKHA	38112	2	LAXMI COMMUNITY EDUCATION A	60.7	65.3	68	49	72.7	55	3	3	1	2	0	0	3	0	0	50	
GORKHA	38113	1	TRIBENI MA VI MIRKOT-8	29	55.5	42	30.8	41.8	41.6	23	22	0	6	13	0	19	0	3	29.15	
GORKHA	38114	1	RASTRIYA MA VI NARESHWOR	31.8	60	43.5	31.3	41.5	41.8	21	21	0	6	10	0	16	0	5	23.57	
GORKHA	38115	1	SURYODAYA MA VI GUMDA-9	35	38.1	23.3	19	37.8	34.4	11	11	0	0	4	0	4	0	7	-2.05	
GORKHA	38116	1	RATNA LAXMI SECONDARY SCHO	26.4	53.8	18.7	28.4	45.4	31.4	20	20	0	1	2	0	3	0	17	-13.5	
MANANG	39001	1	PRAKASH JYOTI MA VI THOCHE	40.5	54.3	32.8	26.1	50.7	40.2	15	15	0	3	9	0	12	0	3	24.75	
MANANG	39002	1	LOK PRIYA MA VI CHAME MANAN	47.5	55.2	44	27.8	50.1	44.4	13	13	0	6	7	0	13	0	0	38.94	
MANANG	39003	1	ANNAPURNA MA VI MANANG	47.8	54.7	39.4	27.6	50.2	43.7	13	13	0	7	3	0	10	0	3	26.83	
MANANG	39004	1	BHANU MA VI TAL MANANG	41.9	53.5	35.5	27	36.4	39.3	11	11	0	3	5	0	8	0	3	21.48	
MANANG	39005	3	LOKPRIYA HIGHER SECONDARY S	33.9	38.7	13.9	15.9	25.1	30.3	7	6	0	0	0	0	0	0	6	-22.5	
LAMJUNG	40001	1	PANINI SAN MA VI KIRTIPUR DURA	46.5	65.5	30.5	25.8	46.8	45.8	4	4	0	2	0	0	2	0	2	11.25	
LAMJUNG	40002	1	JANAKALYAN HIGHER SECONDAR	21.9	32.5	19.5	16	32	28.8	92	91	0	2	15	0	17	0	74	-11.7	
LAMJUNG	40003	1	SHANTI MA VI KUNCHHA AAMDAN	37.3	49.6	45.6	30.4	41.9	44.9	43	43	0	7	27	3	37	0	6	27.05	
LAMJUNG	40004	1	SARBODAYA HIGHER SECONDARY	41.5	56.4	45	22.8	54.1	48.7	50	50	1	21	7	0	29	0	21	15.38	
LAMJUNG	40005	1	BHAIRAB KALI MA VI RAMGHA	39	46.7	32.1	28	56	39.6	98	98	0	27	21	0	48	0	50	8.15	
LAMJUNG	40006	1	MANGALA MA VI SOTIPASAL	37	47.3	48	28.2	38.5	40	79	75	0	22	30	1	53	0	22	20.42	
LAMJUNG	40007	1	LAXMI MA VI MANJANG	33.9	50.9	42.5	28.9	49.6	44	28	28	0	10	9	0	19	0	9	19.69	
LAMJUNG	40008	1	BUDDHA MILAN MA VI PYARJUNG	21.5	37.2	18.3	14.6	43.1	40.4	51	50	0	3	4	0	7	0	43	-13.9	
LAMJUNG	40009	1	GANESH MALIKA HIGHER SECOND	35.3	55.4	32.3	23.7	43.8	43.8	27	27	0	6	6	0	12	0	15	5	
LAMJUNG	40010	1	JANTA MA VI KUNDULE	34.5	45.7	34.7	28.7	43.4	44.2	21	21	0	5	7	1	13	0	8	14.54	
LAMJUNG	40011	1	SHREE AMAR HIGHER SECONDARY	36.8	49.1	47.3	32.9	42.4	49.9	41	41	0	10	24	0	34	0	7	26.89	
LAMJUNG	40012	1	ISHANESHWAR UCHCHA MA VI BH	30.9	59.9	28	27	43.5	37.3	79	79	0	10	17	0	27	0	52	-1.85	
LAMJUNG	40013	1	JANABIKASH MA VI BESHISAHAR	32	42.6	33.9	26.8	34.1	41.2	87	83	1	8	25	2	36	0	47	3.06	
LAMJUNG	40014	1	BAGISHWARI MA VI BICHOUR	27.8	44.4	21.6	25.5	45.6	38.6	47	47	0	1	10	0	11	0	36	-9.1	
LAMJUNG	40015	1	BIRBHAKTI MA VI TARKUGHAT	43.1	52.1	44.7	32.4	51.8	43.3	52	51	3	13	19	0	35	0	16	20.51	
LAMJUNG	40016	1	BUDDHODAYA MA VI GILUNG	22.6	46.3	21.4	23.8	42.4	35.5	28	28	0	2	4	0	6	0	22	-9.64	
LAMJUNG	40017	1	BHAKTI NAMUNA HIGHER SECONI	37.2	49.8	48.9	36.4	54.2	41.5	73	73	0	33	21	0	54	0	19	24.2	

**PERFORMANCE OF ALL SCHOOLS IN SLC EXAMINATION BY DISTRICTS**  
**2071 BS (2015 AD)**

DISTRICT	SCODE	ST	SCHOOL	AVERAGE MARKS IN COMP. SUBJECTS						STUDENT		PASS DIVISION					WLD	FLD	SEM
				ENG	NEP	MAT	SCI	SOC	HPE	TAP	TAPRD	DIS	FIR	SEC	TIR	PASS			
LAMJUNG	40018	1	SHREE LAMJUNG HIGHER SECOND	27.8	38.9	33.8	18.3	49.9	33.6	44	44	0	6	15	1	22	0	22	6.94
LAMJUNG	40019	1	SOUBHAGYODAYA MA VI ALKATA	37.5	48	33.8	27.5	48.9	45.1	74	73	0	12	23	0	35	0	38	6.32
LAMJUNG	40020	1	JANA JYOTI MA VI BAGLUNG PANI	38.1	55.2	51.3	27.5	51	48.6	21	21	0	7	13	0	20	0	1	34.82
LAMJUNG	40021	1	CHANDRODAYA MA VI BAHUNDA	24.8	40.8	27.7	18.1	41.8	42.8	55	55	0	4	8	0	12	0	43	-9.41
LAMJUNG	40022	1	SURYODAYA MA VI JANA MILAN E	28.4	46.8	36.7	20.3	48.7	41	31	30	0	5	8	0	13	0	17	3.75
LAMJUNG	40023	1	ADARSHA BAL MA VI BARETAR	41.9	45	43.4	37.7	47.1	42.7	88	87	6	23	32	0	61	0	26	21.72
LAMJUNG	40024	1	SHREE BAL KALYAN HIGHER SECC	39	56	48.7	32.4	50.8	40.3	46	46	1	14	13	1	29	0	17	16.74
LAMJUNG	40025	1	SAPTADHARA MA VI JITA	33.7	46.7	35.1	32.6	55.5	42.5	29	29	0	4	11	0	15	0	14	8.15
LAMJUNG	40026	1	GYANODAYA MA VI SAHILITAR	30.4	49.9	34.8	27.9	46.1	53.5	24	24	0	3	12	0	15	0	9	14.06
LAMJUNG	40027	1	SAILAPUTRI MA VI DHAMILI KUWA	32.7	48.2	36.3	24.2	41.8	51.3	33	33	0	7	10	0	17	0	16	8.86
LAMJUNG	40028	1	KUSUMAKAR MA VI RAMBAZAR	31.9	55	39.7	20.6	42.1	41.8	82	78	1	15	18	0	34	0	44	4.52
LAMJUNG	40029	1	SARASWOTI SADAN MA VI THULO	31.8	45.6	21.3	18	36.9	39.9	12	12	0	0	3	0	3	0	9	-8.44
LAMJUNG	40030	2	EARTHLY PARADISE BOARDING SC	58.8	58.4	71.7	41.2	62.1	51.5	73	73	13	55	3	0	71	0	2	45.36
LAMJUNG	40031	2	BHU PU SAINIK AWASIYA MA VI B	55.4	56.6	57.5	35.8	62.7	51.9	68	68	5	47	12	0	64	0	4	40.15
LAMJUNG	40032	1	LOK RAJ ADHARSHA MA VI KARKI	24.1	41.3	26.3	20.9	37.2	39.5	47	46	0	5	7	0	12	0	34	-6.6
LAMJUNG	40033	1	SAMJHANA PRA MA VI SHAMIBHA	26.1	40.6	26.5	22.6	28.1	33.9	35	31	0	3	7	0	10	0	21	-3.27
LAMJUNG	40034	1	ANNAPURNA MA VI NALMA	28.6	38.8	13.8	18.8	44.9	40.5	19	19	0	1	3	0	4	0	15	-10.1
LAMJUNG	40035	1	TRIBHUVAN BIDHYASHRAM MA V	28.5	40.1	22.5	23.1	43.3	36.3	35	35	0	3	4	0	7	0	28	-10.3
LAMJUNG	40036	2	VIDHYA BIKASH AWASIYA MA VI I	49.9	47.3	48.1	34	60.2	47.5	84	84	9	37	37	1	84	0	0	41.4
LAMJUNG	40037	1	GANESH MA VI SIMPANI	31.6	50.4	38.6	23.3	45.5	47.9	32	32	0	4	18	0	22	0	10	17.58
LAMJUNG	40038	1	GHALE UTTAR KANYA MA VI BAG	26.4	41.1	18.8	20.2	44	42.1	22	22	0	3	1	0	4	0	18	-10.7
LAMJUNG	40039	1	GANGA MILAN MA VI MAK AidANI	32.2	53	44	34.2	52.8	38.9	37	36	0	16	11	0	27	0	9	24.69
LAMJUNG	40040	1	LAXMI NARAYAN MA VI PIPALBHA	40.4	53.8	57.9	49	55.1	50	20	20	2	12	5	0	19	0	1	40.31
LAMJUNG	40041	1	BHAIRAB MA VI MOHARIYA	28.9	47.6	40.6	29.8	41.9	50.2	27	27	0	9	8	2	19	0	8	20.11
LAMJUNG	40042	1	JANAKALYAN MA VI UDIPUR	31.1	47	37.1	34.7	46.4	37.4	49	49	1	5	23	1	30	0	19	13.42
LAMJUNG	40043	1	PACHOK MA VI PACHOK	20.2	37.4	15.8	19.2	30.9	35.5	33	32	0	1	2	0	3	0	29	-16.9
LAMJUNG	40044	1	HIMALAYA MA VI KOLKI	37.3	45.4	51.6	30.7	36.4	41.5	22	22	0	6	12	0	18	0	4	26.59
LAMJUNG	40045	1	KALIKA MILAN MA VI CHISAPANI	29.4	46.1	43.5	23.9	39.9	38.7	16	16	0	2	10	0	12	0	4	21.09
LAMJUNG	40046	1	MAHENDRA DEV MA VI TARANCH	28.3	41.1	27.3	17.8	46	43.3	29	29	0	1	7	0	8	0	21	-6.59
LAMJUNG	40047	2	HIMALI ENGLISH AWASIYA MA VI	49.8	59.1	66	33.2	58.2	45.1	31	31	3	21	5	0	29	0	2	40.28

**PERFORMANCE OF ALL SCHOOLS IN SLC EXAMINATION BY DISTRICTS**  
**2071 BS (2015 AD)**

DISTRICT	SCODE	ST	SCHOOL	AVERAGE MARKS IN COMP. SUBJECTS						STUDENT		PASS DIVISION						WLD	FLD	SEM
				ENG	NEP	MAT	SCI	SOC	HPE	TAP	TAPRD	DIS	FIR	SEC	TIR	PASS				
LAMJUNG	40048	2	FUTURE STAR ENGLISH AWASIYA	55.7	55.6	77.1	37.1	60.1	54.1	92	91	19	61	6	0	86	0	5	43.68	
LAMJUNG	40049	1	SHARADA MA VI MALING	34.1	53.7	46.3	33.4	51	40	15	15	0	6	7	0	13	0	2	30.75	
LAMJUNG	40050	1	JANABIKASH MA VI CHANDIDAND	39.8	50.7	39.1	29	53.1	38.7	54	54	0	16	18	1	35	0	19	17.11	
LAMJUNG	40051	2	SAYAPATRI SECONDARY BOARDIN	47.5	47	49.5	30.3	55.2	43.9	30	30	1	10	10	0	21	0	9	21.5	
LAMJUNG	40052	2	VIDYA JYOTI HIGHER SECONDARY	53.1	54.4	62.2	38.3	60.3	51.6	50	50	7	27	12	0	46	0	4	39	
LAMJUNG	40053	2	BAL JYOTI BOARDING SCHOOL SU	56.1	51.2	66.2	51.9	58.3	48.7	21	20	2	18	0	0	20	0	0	46.5	
LAMJUNG	40054	2	MANAKAMANA ENGLISH BOARDIN	48.3	56.8	63.5	33.4	49.7	53.9	23	23	1	15	5	0	21	0	2	37.34	
LAMJUNG	40055	1	MAHENDRA BAL BIKAS MA VI BHA	38.3	50.2	43.6	28.8	47.2	46	22	22	0	6	13	0	19	0	3	29.15	
LAMJUNG	40056	1	GANGA MILAN MA VI GHERMU	23.3	41.5	30.2	20.9	42.1	40.5	37	37	0	2	9	1	12	0	25	-3.91	
LAMJUNG	40057	1	SANSKRITI SADAN MA VI ARCHAL	43.2	54.3	41.6	33.5	55.2	49.8	43	43	2	18	6	0	26	0	17	17.44	
LAMJUNG	40058	1	KANTI MANDIR MA VI PAREWADA	31.7	47.6	56.1	33	45.3	41.6	18	17	0	8	7	0	15	0	2	32.43	
LAMJUNG	40059	1	BALA BIKAS MA VI TANDRANG TA	31.6	44	21.6	26.3	54.6	37.1	28	28	0	3	7	0	10	0	18	-1.21	
LAMJUNG	40060	1	SAUBHAGYA SADAN MA VI DHUSE	28.9	50.5	23.3	22.7	45.8	42.9	31	31	0	3	6	0	9	0	22	-5.08	
LAMJUNG	40061	2	BHU.PU. SAINIK AWASIYA MADHY	54.6	55.4	68.5	39.8	60.5	53	32	32	7	19	4	0	30	0	2	42.66	
LAMJUNG	40062	1	TRIBHUWAN MA VI GHANPOKHAR	29.6	40.8	26.2	25	44.9	41	28	28	0	3	8	0	11	0	17	0.8	
LAMJUNG	40063	1	GAUNDA MA VI GAUNDA OKHARI	31	50.8	37.5	27	47	40.9	24	24	0	2	17	0	19	0	5	22.97	
LAMJUNG	40064	1	PHALENI MA VI BANSAR	26.7	49.8	41	32.1	45	42.3	24	24	0	3	11	1	15	0	9	13.66	
LAMJUNG	40065	1	PRABHAT SHANTI PURNA MA VI B	26	40.7	29.4	26.2	41.9	41.1	14	14	0	3	1	2	6	0	8	2.63	
LAMJUNG	40066	1	SURYA JYOTI MA.VI JEETA, 9	29.5	42.1	30.9	25.1	48.8	36	22	21	0	3	6	1	10	0	11	5.43	
LAMJUNG	40067	1	SEWA SADAN SECONDARY SCHOC	31.7	44	29.7	30.1	38.1	39.4	18	18	0	3	4	1	8	0	10	3.83	
LAMJUNG	40068	1	PASGAUN THANTI SECONDARY SC	30.8	57.3	36.3	27.5	50.2	37.5	12	12	0	2	6	0	8	0	4	16.88	
LAMJUNG	40069	1	DADHUWA DURCHHA SECONDARY	27.5	48.1	53	28.9	44.7	38.9	21	21	0	4	12	0	16	0	5	22.5	
LAMJUNG	40070	1	JANA JAGRITI SECONDARY SCHOC	28.1	45.9	30.6	16.3	36.2	44.8	16	16	0	0	3	1	4	0	12	-9.05	
LAMJUNG	40071	1	JAYA DEVI SECONDARY SCHOOL I	15.9	33.6	11.7	11.7	34.7	33.4	17	15	0	0	1	0	1	0	14	-18.8	
LAMJUNG	40072	1	BANASTHALI SECONDARY SCHOO	28.6	49.4	38.3	18.7	42.7	35	14	13	0	2	6	0	8	0	5	13.85	
LAMJUNG	40073	2	LAND STAR ENGLISH SCHOOL BES	58.2	61.5	67.7	31.4	52.7	60.9	30	30	0	30	0	0	30	0	0	45	
LAMJUNG	40074	2	UNIVERSAL ACADEMY BESISHAHA	57.4	60.9	78.7	43.9	69.8	52.1	29	29	7	22	0	0	29	0	0	48.62	
LAMJUNG	40075	1	MAHENDRA MANDIR SECONDARY	36.5	56.6	47.9	36.7	45.7	46.4	23	23	0	10	9	0	19	0	4	28.86	
LAMJUNG	40076	1	SANOKABHRE SECONDARY SCHOC	26.1	42.7	23.3	23.9	45.2	35.4	14	14	0	1	4	0	5	0	9	-1.61	
LAMJUNG	40077	3	JANA BIKASH SECONDARY SCHOC	18.6	28.4	18.5	14	25.6	21.8	53	40	0	0	7	2	9	0	31	-10.3	

**PERFORMANCE OF ALL SCHOOLS IN SLC EXAMINATION BY DISTRICTS**  
**2071 BS (2015 AD)**

DISTRICT	SCODE	ST	SCHOOL	AVERAGE MARKS IN COMP. SUBJECTS						STUDENT		PASS DIVISION						WLD	FLD	SEM
				ENG	NEP	MAT	SCI	SOC	HPE	TAP	TAPRD	DIS	FIR	SEC	TIR	PASS				
LAMJUNG	40078	1	YESHO BRAHMA SECONDARY SCH	25.9	44.4	30.2	28.1	40.2	34.4	34	33	0	3	12	0	15	0	18	4.09	
LAMJUNG	40079	1	BHARATI.SADAN SECONDARY SCH	35	46.2	41.2	35.1	47.6	45.7	28	27	0	10	10	0	20	0	7	23.33	
LAMJUNG	40080	1	HIMALAYA SECONDARY SCHOOL,	33.4	51.5	47	22.5	47.2	39.8	17	17	0	3	5	0	8	0	9	5.96	
LAMJUNG	40081	1	CHAITANYODAYA SATYA SECON	27.1	43	25.3	25.2	49.2	45.4	45	43	0	10	5	0	15	0	28	-0.26	
LAMJUNG	40082	1	RUDRA SECONDARY SCHOOL, TAR	33.5	47.5	26	24.9	35.4	47.7	29	28	0	5	3	0	8	0	20	-4.42	
LAMJUNG	40083	1	SHARADA SECONDARY SCHOOL,D	28.3	48.3	29.8	28.8	37.4	46	21	21	0	4	3	0	7	0	14	-1.61	
LAMJUNG	40084	1	BHAVISHYA NIRMAN SECONDARY	33.2	44.1	28.7	14.3	44.6	36.8	38	38	0	2	6	0	8	0	30	-10.1	
LAMJUNG	40085	1	BALKALYAN SECONDARY SCHOO	23.4	40.6	34.3	25.4	42.5	48.3	23	23	0	3	7	0	10	0	13	3.42	
LAMJUNG	40086	1	SHISHU VIDYASHRAM SECONDAR	33.7	50.9	36.1	28.5	47.7	45.7	27	27	0	7	9	0	16	0	11	13.75	
LAMJUNG	40087	1	NEW MARIGOLD SECONDARY SCH	49.7	50.9	54.9	31.7	56.9	44.7	15	15	0	6	2	0	8	0	7	12	
LAMJUNG	40088	1	KALYAN SECONDARY SCHOOL,BA	27.3	49.9	23.1	25.5	45.6	33.1	22	19	0	6	3	0	9	0	10	7.7	
LAMJUNG	40089	1	KALLABARI SECONDARY SCHOOL	28.7	42.6	23.6	20.7	48.8	36	22	22	0	1	4	0	5	0	17	-9.2	
LAMJUNG	40090	2	RAINAS N GLOBAL BOARDING SCH	62	64.1	67.4	46.9	65	59	8	8	3	4	1	0	8	0	0	49.22	
KASKI	41001	1	SANSKRIT MA VI BHIMKALIPATAN	22.5	34.4	25.8	7.9	36.1	21.5	11	11	0	0	0	0	0	0	11	-22.5	
KASKI	41002	1	RASTRIYA MA VI PURANO TUNDIK	44.5	55.2	35.6	29.5	47.1	42	77	77	0	21	23	0	44	0	33	12.71	
KASKI	41003	2	GANDAKI HIGHER SECONDARY BC	68.3	75	85.5	66.1	71.8	60.8	118	118	97	21	0	0	118	0	0	57.33	
KASKI	41004	1	BARAHA MA VI BHINDABARI	32.4	43.1	41.9	32.8	43.8	40.3	48	48	0	5	30	0	35	0	13	19.69	
KASKI	41005	1	RAMKOT HIGHER SECONDARY SC	37.9	52.4	31.9	23.4	41.5	41	69	67	0	11	22	2	35	0	32	8.44	
KASKI	41006	1	BHARATI BHAWAN MA VI PURAN	45.6	56.9	60	30.9	53.4	47.9	55	55	4	27	17	0	48	0	7	34.02	
KASKI	41007	1	SITARAM MA VI YANJAKOT	30.8	47	21.8	21.4	28.1	31.7	15	14	0	0	5	0	5	0	9	-2.41	
KASKI	41008	1	BHAWANI KALIKA HIGHER SECON	36.1	50.6	27.1	20.3	36.3	37.9	18	18	0	3	1	0	4	0	14	-8.12	
KASKI	41009	1	SUKRARAJ BALBHADRA MA VI CH	38.3	44.4	25.1	24.6	47.5	35.8	37	36	0	8	5	0	13	0	23	0.31	
KASKI	41010	2	AMAR JYOTI BOARDING SCHOOL N	56.2	51.7	71.7	40.1	62.1	56.8	12	12	1	10	1	0	12	0	0	45.31	
KASKI	41011	1	SHREE AMAR SINGH HIGHER SECC	50.6	56.8	45.2	43.3	45.2	48.5	165	165	18	79	17	0	114	0	51	24.61	
KASKI	41012	1	JANA JYOTI MA VI KALIKASTHAN	43.1	55.7	38.9	29.4	49	44.4	48	48	4	10	15	1	30	0	18	16.98	
KASKI	41013	2	SHISHU KALYAN ENGLISH SCHOOL	65.1	59.3	59.4	37	66.8	49.8	26	26	3	19	3	0	25	0	1	42.84	
KASKI	41014	1	VINDHYA VASINI HIGHER SECONI	41.8	53.8	40.9	20.7	39.8	41.3	61	61	0	12	22	0	34	0	27	11.07	
KASKI	41015	1	CHHOREPATAN MA VI CHHOREPA	39.5	50.7	41.6	22.1	39.1	43.6	149	146	6	32	34	1	73	0	73	9.1	
KASKI	41016	1	SHANTI UDAYA MA VI BARPANDE	37.2	52.9	28.9	22.1	44.9	42.8	29	29	0	7	3	0	10	0	19	-0.39	
KASKI	41017	1	JANA PRIYA MA VI SIMALCHOUR	32.4	44.8	29.8	17.3	31.7	36.5	134	134	0	10	29	1	40	0	94	-4.94	



**PERFORMANCE OF ALL SCHOOLS IN SLC EXAMINATION BY DISTRICTS**  
**2071 BS (2015 AD)**

DISTRICT	SCODE	ST	SCHOOL	AVERAGE MARKS IN COMP. SUBJECTS						STUDENT		PASS DIVISION						WLD	FLD	SEM
				ENG	NEP	MAT	SCI	SOC	HPE	TAP	TAPRD	DIS	FIR	SEC	TIR	PASS				
KASKI	41018	2	HIMANCHAL BOARDING SCHOOL	60.4	65.2	79.4	47	57.6	52.6	34	34	6	28	0	0	34	0	0	47.65	
KASKI	41019	1	PRITHIVI NARAYAN MA VI DHAMPA	28.2	44.4	34.5	32.8	41.8	40.1	42	41	0	4	16	1	21	0	20	7.17	
KASKI	41020	1	GAURI SHANKAR MA VI HEMJA	36.7	45.5	26.7	23.1	48.8	42.2	64	64	0	16	9	0	25	0	39	2.29	
KASKI	41021	1	BARAHI HIGHER SECONDARY SCHOOL	32.9	45	34.8	26.1	47.9	47	60	60	0	12	22	1	35	0	25	12.4	
KASKI	41022	1	BISHWOSHANTI HIGHER SECONDARY	42.7	48.2	36.1	23	49.2	41.7	45	45	0	13	14	0	27	0	18	14.5	
KASKI	41023	1	MAHENDRA HIGHER SECONDARY	47.4	59	48.1	41.6	48.3	48.9	23	23	3	8	5	0	16	0	7	23.97	
KASKI	41024	1	SRI PANCHA RATNA RAJYA LAXMI	31.5	45.7	21.1	25	39.7	36	34	33	0	1	8	0	9	0	24	-6.82	
KASKI	41025	1	JANAKALYAN MA VI MAKAIKHOLA	38.1	52.2	31	29.1	33.9	44.2	29	29	1	5	7	0	13	0	16	5.56	
KASKI	41026	1	MACHHAPUCHHRE MA VI NAGDAI	42.6	49.9	32.2	28.2	47.6	44.6	43	43	1	10	10	0	21	0	22	8.2	
KASKI	41027	1	LAXMI ADARSHA MA VI ARGHOUN	28.8	51.4	28.7	17.2	34.1	33.1	78	78	0	6	11	0	17	0	61	-9.38	
KASKI	41028	1	MESHRAM BARAH MA VI GHANDRA	31	46.9	20.7	21.3	38.5	40	27	26	0	5	2	0	7	0	19	-5.19	
KASKI	41029	1	DUDHA POKHARI MA VI SODHA	26.8	55.6	43.4	27.4	35.1	42.5	15	14	0	4	6	0	10	0	4	20.89	
KASKI	41030	1	PRAGATISHEEL HIGHER SECONDARY	33.8	51.4	37.3	23.9	45.7	47.7	34	34	0	4	15	3	22	0	12	14.36	
KASKI	41031	1	ANANDJYOTI MA VI BEGNAS	33	38.1	22.9	20.2	31.2	40.5	38	38	0	1	4	1	6	0	32	-13.6	
KASKI	41032	1	SANGAM MA VI CHANDRAKOT	41.1	49.1	44.6	31.3	52	49.9	36	36	0	9	23	0	32	0	4	30.31	
KASKI	41033	1	TAL BARAHI MA VI BAIDAM	41.5	54.5	38.7	22.1	49	43.5	59	59	0	16	10	0	26	0	33	5.34	
KASKI	41034	1	BRAHMA RUPA HIGHER SECONDARY	26.9	46.8	23.6	14.5	31.4	31.3	34	34	0	2	7	0	9	0	25	-6.95	
KASKI	41036	1	HARPANKOT MA VI KUDAWI DANI	39.7	61.3	48	30.3	52.3	47.3	6	6	0	4	1	0	5	0	1	31.88	
KASKI	41037	1	HIMALAYA MA VI MAUJA	35.8	50.1	37.8	25.9	50.4	45.2	19	18	0	4	8	0	12	0	6	17.5	
KASKI	41038	1	BHABISHYA NIRMAN MA VI KRIST	32.8	42.2	38.2	21	52.8	36.9	63	63	0	8	31	0	39	0	24	13.75	
KASKI	41039	1	JANA CHETANA MA VI NIRMAL PO	35.3	49	24.9	28.4	46	34.3	42	42	0	5	10	1	16	0	26	0.04	
KASKI	41040	1	KALIKA MA VI MANDRE DHUNGA	30.8	54.1	34.1	20.3	40.3	33.7	70	70	3	13	10	0	26	0	44	1.61	
KASKI	41041	1	NAWA PRABHAT MA VI NAYA BAZ	21.7	41.4	17.1	17.6	28.1	40.9	54	52	0	4	5	1	10	0	42	-11	
KASKI	41042	1	RATNA SHOVA HIGHER SECONDARY	38.2	55	35.2	27.1	34.7	45	49	49	2	4	10	0	16	0	33	-2.14	
KASKI	41043	1	SHUKRA RAJ MA VI PUMDIBHUMI	30.6	38.6	40.9	19.5	46.6	34.1	16	16	0	4	2	0	6	0	10	1.41	
KASKI	41044	1	BHADRAKALI HIGHER SECONDARY	38.2	58.6	36.7	17.3	40.4	46.1	91	91	0	16	21	0	37	0	54	2.35	
KASKI	41045	1	HIMALAYA MA VI GORJE	28.5	49.1	27.5	20.9	25.2	39.5	50	50	0	3	12	0	15	0	35	-4.95	
KASKI	41046	2	MOUNT ANNAPURNA SCHOOL POKH	59.7	61.4	77	50.1	59.8	54.4	40	40	9	31	0	0	40	0	0	48.38	
KASKI	41047	2	MOUNT EVEREST BOARDING SCHOOL	54	58.4	65.5	52	57.9	55.3	15	15	4	9	0	0	13	0	2	40	
KASKI	41048	1	KALIKA MA VI RAMBAZAR	36.5	43	20.8	19.4	42.5	38.8	113	113	0	7	20	0	27	0	86	-8.36	

**PERFORMANCE OF ALL SCHOOLS IN SLC EXAMINATION BY DISTRICTS**  
**2071 BS (2015 AD)**

DISTRICT	SCODE	ST	SCHOOL	AVERAGE MARKS IN COMP. SUBJECTS						STUDENT		PASS DIVISION						WLD	FLD	SEM
				ENG	NEP	MAT	SCI	SOC	HPE	TAP	TAPRD	DIS	FIR	SEC	TIR	PASS				
KASKI	41049	1	SIDDHA BARAHA MA VI MAJTHU	42.2	57.3	38	34.5	52	44.1	72	72	0	20	37	0	57	0	15	25.16	
KASKI	41050	1	NAVIN MA VI GAIRAPATAN	33.3	49.9	38	23.2	42.8	40.8	62	62	0	7	32	0	39	0	23	14.15	
KASKI	41051	1	SARASWATI TIKA MA VI BHARAT E	45.6	53.3	40.9	25.8	47	45.4	45	45	1	14	8	0	23	0	22	10.33	
KASKI	41052	2	SOS HERMANN GMEINER HIGHER S	63.3	62.1	77	59.5	71.6	55.1	91	90	47	40	2	0	89	0	1	51.83	
KASKI	41053	1	CHANDRA PRABHA MA VI BHIRCH	30.7	53.6	33.1	16.1	41.5	38.5	34	34	0	3	7	0	10	0	24	-4.96	
KASKI	41054	1	BINDHYABASINI MA VI BARPATAN	31.9	46.1	28.3	22.3	35.2	33.6	36	36	0	1	12	3	16	0	20	2	
KASKI	41055	1	SHANTI MA VI JUMLETI	44.9	50.2	31.9	27	41.2	40.7	28	28	0	5	8	0	13	0	15	5.63	
KASKI	41056	1	AMARSIDDHA NAMUNA MA VI PAO	45.2	46.4	48.6	30.7	41.5	43.8	58	56	2	24	16	0	42	0	14	25.45	
KASKI	41057	1	TRIBHUWAN SHANTI MA VI KHUD	41.9	50.5	32.5	22.8	41.1	42.6	75	73	3	16	10	0	29	0	44	3.39	
KASKI	41058	1	LAXMI MA VI ARGHOU	29.6	44.2	28.9	20.9	34.6	39.7	86	86	0	10	20	2	32	0	54	-0.49	
KASKI	41059	2	NEW MODEL AWASIYA MA VI NAG	59	65.7	64.9	44.9	52.9	53.3	14	13	3	8	0	0	11	0	2	38.08	
KASKI	41060	1	SHIVASHAKTI MA VI PHULBARI	29.2	42	33.4	20.8	38.3	42.3	40	40	1	3	12	0	16	0	24	1.5	
KASKI	41061	1	SHREE INDRA RAJYA LAXMI SECO	40.4	56.9	46.3	25.6	38.1	38.6	25	25	2	4	11	0	17	0	8	19.65	
KASKI	41062	1	MACHHAPURCHHRE MA VI BHURJ	59.6	52.6	57.5	37.6	47.5	57.5	44	44	1	34	7	0	42	0	2	40.48	
KASKI	41063	1	SIWALAYA MA VI THUMKI	27.8	55.8	31.7	14	45.6	41	25	25	1	5	1	0	7	0	18	-3.45	
KASKI	41064	2	ST. MARY'S MA VI NAYAGAUN	63.2	63.1	72.1	41.3	53.6	59.4	85	85	22	58	2	0	82	0	3	46.24	
KASKI	41065	1	JANA PRAKASH MA VI BHANDAR	40.2	46	33.6	20.7	42	39.3	62	62	0	11	16	1	28	0	34	4.74	
KASKI	41066	1	ANNAPURNA MA VI SIKLES	30.4	52.2	28.7	18.6	30.1	39.5	17	17	0	1	3	0	4	0	13	-8.6	
KASKI	41067	2	GYANODAYA MA VI BAIDAM	67.1	75.9	67.8	47.7	65.8	54.3	9	9	0	9	0	0	9	0	0	45	
KASKI	41068	2	SURYODAYA ENGLISH BOARDING	55.1	56.4	64.7	33.1	60.4	49.6	33	33	5	18	3	0	26	0	7	31.93	
KASKI	41069	2	LITTLE STEP BOARDING MA VI BH	64.5	61.4	55.5	34.3	54.2	50.6	44	44	2	35	5	0	42	0	2	41.34	
KASKI	41070	1	SIDDHA MA VI PHALEPATAN	22.1	39.6	22.8	18.8	35.4	41.5	70	69	0	7	12	0	19	0	50	-5.87	
KASKI	41071	2	SHISHU NIKETAN HIGHER SECOND	68.7	67.3	85.4	55.8	74.7	59.3	86	86	58	28	0	0	86	0	0	55.12	
KASKI	41072	1	JANA JAGRITI MA VI SARANGKOT	35.2	46.6	38.4	22.5	50.4	45	43	43	0	9	14	0	23	0	20	9.94	
KASKI	41073	1	BISHNU PADUKA MA VI HEMJA	34.1	44.1	36.3	19.7	44.7	43.5	45	45	0	11	10	1	22	0	23	7.53	
KASKI	41074	1	MAHENDRA MA VI LAMACHOUR C	39	51.1	51.9	27.4	46.9	44.3	10	10	0	6	1	0	7	0	3	23.63	
KASKI	41075	2	GYAN KUNJ BOARDING SCHOOL A	57	41.4	63.9	37.9	56.6	43.8	19	19	0	14	4	0	18	0	1	39.08	
KASKI	41076	2	BETHANY BOARDING SCHOOL KU	58.9	62.8	56.5	36.6	49.3	54.6	48	47	2	41	1	0	44	0	3	41.09	
KASKI	41077	2	HERMANN GMEINER MA VI TASHI	63.1	41.2	61.2	36.5	65.4	43.1	45	45	1	32	11	0	44	0	1	41.08	
KASKI	41078	2	PASHCHIMANCHAL HIGHER SECO	60.6	65.6	71.1	49.6	63.5	49.5	31	31	9	22	0	0	31	0	0	49.35	

**PERFORMANCE OF ALL SCHOOLS IN SLC EXAMINATION BY DISTRICTS**  
**2071 BS (2015 AD)**

DISTRICT	SCODE	ST	SCHOOL	AVERAGE MARKS IN COMP. SUBJECTS						STUDENT		PASS DIVISION						WLD	FLD	SEM
				ENG	NEP	MAT	SCI	SOC	HPE	TAP	TAPRD	DIS	FIR	SEC	TIR	PASS				
KASKI	41079	1	KALIKA MA VI AANPU BHANJYANG	40.1	55.9	29.8	23.7	46.1	45.4	18	18	0	5	5	0	10	0	8	11.87	
KASKI	41080	2	VINDHYASWORI ADARSHA BOARDING	59.4	53.7	70.4	44.8	67	59.7	24	24	6	18	0	0	24	0	0	48.75	
KASKI	41081	2	HILL POINT HIGHER SECONDARY SCHOOL	60.7	62.3	62	23.8	47.4	62.9	63	63	8	35	3	0	46	0	17	28.15	
KASKI	41082	2	MORNING STAR AWASIYA MA VI NAYAL	59.7	60	77.6	49.2	63.9	57.5	45	45	12	31	2	0	45	0	0	48.5	
KASKI	41083	1	DHARAPANI MA VI POUDAR	29.2	44	37.2	21.2	41.2	45.6	25	25	0	6	6	0	12	0	13	7.2	
KASKI	41084	2	JUNIOR CITIZEN'S ACADEMY ARGHAM	63.1	66.2	81.9	41.9	59.9	51.6	36	36	12	20	1	0	33	0	3	44.06	
KASKI	41085	2	DIAMOND HIGHER SECONDARY SCHOOL	57.9	52.9	72.7	51.8	57.7	53.8	78	78	9	64	2	0	75	0	3	43.85	
KASKI	41086	2	JYOTI KUNJ SECONDARY ENGLISH	58.2	63.4	72.1	40.6	54	57.3	54	54	5	42	6	0	53	0	1	43.89	
KASKI	41087	2	GYANU BABA SECONDARY BOARDING	56	55.6	59.1	27.5	52	37.9	30	30	3	13	7	0	23	0	7	28.13	
KASKI	41088	2	MANAKAMANA BOARDING SCHOOL	56.9	61	55	36.6	47.2	49.2	23	23	0	15	5	0	20	0	3	33.75	
KASKI	41089	2	PRATIVA AWASIYA MA VI NADIPUR	60.5	64.2	69.5	45.8	63.6	56.6	34	34	9	22	1	0	32	0	2	44.67	
KASKI	41090	2	KUMUDINI HOMES GAIRAPATAN	60	69.7	81.3	48.5	60.3	54.6	82	82	31	49	2	0	82	0	0	50.4	
KASKI	41091	1	MAHENDRA MA VI LAHACHOWK	34.3	45.2	44.3	23	40.2	33.4	39	39	0	7	10	3	20	0	19	7.62	
KASKI	41092	1	ARWA VIJAYA SECONDARY SCHOOL	31.6	46	12.4	25.9	48.1	40.9	14	14	0	1	1	0	2	0	12	-13.7	
KASKI	41093	2	NILGIRI ENGLISH BOARDING SCHOOL	61	69.3	79.6	39.9	56.7	50.9	71	71	12	57	0	0	69	0	2	45.63	
KASKI	41094	2	GORKHA ENGLISH BOARDING SCHOOL	60.4	52	54.8	30.8	61.9	51	12	12	1	9	0	0	10	0	2	35	
KASKI	41095	2	GLOBAL COLLEGIATE HIGHER SECONDARY	67	60.9	84.4	48	75.6	58.6	74	74	31	43	0	0	74	0	0	51.28	
KASKI	41096	2	POKHARA KINDERGARTEN SCHOOL	57.3	58	49.2	51	51.7	45.7	23	23	1	17	4	0	22	0	1	40.76	
KASKI	41097	2	LAXMI AAVASHIYA HIGHER SECONDARY	53.9	56.6	72.4	40.4	57.7	53.7	27	27	2	21	4	0	27	0	0	44.44	
KASKI	41098	2	AMBIKA MA VI SUIKHET	33.3	41	27.3	30	39.9	38.6	16	15	0	4	1	0	5	0	10	-0.75	
KASKI	41099	2	SIDDHARTHA ENGLISH BOARDING	57.1	56.5	74.7	47.2	56.2	48.3	32	32	2	25	3	0	30	0	2	40.66	
KASKI	41100	2	STEP BY STEP HIGHER SECONDARY	62.5	63.8	74.2	48.7	63.6	59	69	69	17	50	2	0	69	0	0	48.37	
KASKI	41102	2	SHANTI NIKUNJ HIGHER SECONDARY	68.3	67	62.4	40	55.8	48.9	35	35	4	28	3	0	35	0	0	45.75	
KASKI	41103	1	BIRETHANTI MA VI ,DANGSING	35.3	53	40.3	25.7	55.3	48.6	26	26	1	7	9	0	17	0	9	18.32	
KASKI	41104	2	MARIGOLD ENGLISH BOARDING SCHOOL	59	65.4	65.4	45.5	50.9	58.2	33	33	7	22	3	0	32	0	1	45.11	
KASKI	41105	2	PRAGATI ENGLISH BOARDING SCHOOL	62.8	60.6	75.1	42.5	54.7	54.6	61	61	11	50	0	0	61	0	0	47.7	
KASKI	41106	2	BALODAYA HIGHER SECONDARY SCHOOL	59.9	61.4	64.5	32	51.1	56.6	55	55	13	30	2	0	45	0	10	35.86	
KASKI	41107	2	LOTUS ACADEMIC SCHOOL NAYAL	60.3	53.9	48.7	33.6	54.3	52.6	19	19	2	11	4	0	17	0	2	37.11	
KASKI	41108	2	ADARSH ENGLISH BOARDING SCHOOL	57	60.5	56.9	14	53.3	46.9	15	15	1	0	0	0	1	0	14	-17	
KASKI	41109	2	NAVADEEP ENGLISH BOARDING SCHOOL	60.3	63.1	68.7	49.8	69.6	61.5	16	16	5	10	1	0	16	0	0	48.98	

**PERFORMANCE OF ALL SCHOOLS IN SLC EXAMINATION BY DISTRICTS**  
**2071 BS (2015 AD)**

DISTRICT	SCODE	ST	SCHOOL	AVERAGE MARKS IN COMP. SUBJECTS						STUDENT		PASS DIVISION					WLD	FLD	SEM
				ENG	NEP	MAT	SCI	SOC	HPE	TAP	TAPRD	DIS	FIR	SEC	TIR	PASS			
KASKI	41110	2	BAL KALYAN BOARDING SCHOOL	57	61.7	51.2	20.2	50.1	50.9	51	51	2	24	1	0	27	0	24	13.6
KASKI	41111	2	ALPHA BOARDING SCHOOL LAMA	56.9	52.9	61.7	30.5	52.9	47.7	25	25	0	16	7	0	23	0	2	36.45
KASKI	41112	2	POKHARA PUBLIC SCHOOL CHIPLE	62.4	62.9	78.4	55.6	72.9	55.7	41	41	16	23	0	0	39	0	2	47.56
KASKI	41113	1	GOGAN MA VI LEKHANATH 13 GAC	37.2	43.7	39.8	18.9	45.2	39.5	69	69	0	16	14	0	30	0	39	4.57
KASKI	41114	1	HIMALAYA MA VI TIRLUNG TOLKA	33.7	57.3	46.4	29.8	57.6	51.5	23	23	0	9	7	0	16	0	7	21.03
KASKI	41115	1	KALIKA MA VI KAHUN	39.7	60.5	39.8	34.8	40.3	50.8	12	12	0	3	6	0	9	0	3	22.5
KASKI	41116	1	GAUNPHARK MA VI KHALTE	26.2	46.9	19.1	8.8	39.6	36.6	19	19	0	0	0	0	0	0	19	-22.5
KASKI	41117	2	BAL VIDYA MANDIR ENGLISH BOA	61.3	58.8	63	49.5	67.9	54.2	21	21	1	20	0	0	21	0	0	45.71
KASKI	41118	2	SHARADA ENGLISH BOARDING SC	67.4	73.7	83.5	57.4	70	62.6	42	42	30	12	0	0	42	0	0	55.71
KASKI	41119	1	SHARADA MA VI MACHHAPUCHHI	37	38.7	31	20.5	35.4	35	22	22	0	0	10	0	10	0	12	3.07
KASKI	41120	2	TOPS ENGLISH BOARDING SCHOOL	63	65.3	66.8	26.6	47.3	58.6	47	47	5	35	0	0	40	0	7	36.54
KASKI	41121	2	MOTHERLAND HIGHER SECONDAR	64	66.7	70.1	54.9	56.5	65	157	157	63	90	3	0	156	0	1	50.37
KASKI	41123	2	B.M.G. HIGHER SECONDARY SCHO	58.3	55.7	74.9	44.5	65.2	58.1	32	32	5	27	0	0	32	0	0	47.34
KASKI	41124	2	BHANUBHAKTA AWASIYA MA VI S	57.1	52.3	65.8	30.9	54	47.8	33	33	1	24	1	0	26	0	7	30.8
KASKI	41125	2	POKHARA UNITED ACADEMY, BHA	63.2	72.2	77.5	34.1	61.2	69.1	18	18	7	11	0	0	18	0	0	50.83
KASKI	41126	1	SHRIJANA RESIDENTIAL HIGHER S	51.6	61.8	50.3	36.7	48.7	41.3	12	12	0	4	8	0	12	0	0	37.5
KASKI	41127	2	NEW MILLENNIUM ACADEMY BIRJ	68.7	75.2	82.9	52.7	56.5	53.5	33	33	14	19	0	0	33	0	0	51.36
KASKI	41128	1	HIMALAYAN MILAN MA VI NAMAF	21.5	51.9	37.6	29.1	31.4	39.3	19	19	0	0	11	0	11	0	8	10.07
KASKI	41129	2	NEW GALAXY ENGLISH SCHOOL N	60.6	62.7	57.3	54.5	56.4	63	23	23	6	13	1	0	20	0	3	39.62
KASKI	41130	2	SRIJANA HIGHER SECONDARY SCH	66.3	65.1	78.2	50.4	65.6	55.8	66	66	28	35	2	0	65	0	1	50
KASKI	41131	2	BALPRABHAT BOARDING SCHOOL	63.2	58.8	79.2	46.8	60.8	52.3	18	18	7	10	1	0	18	0	0	50.21
KASKI	41132	1	BAHADURE MA VI,BHADAURE ,DE	44.7	60.3	48.4	31	49.8	53.1	19	19	1	7	7	0	15	0	4	27.43
KASKI	41133	2	BALMANDIR SECONDARY SCHOOL	55.4	62.2	58.4	36	51.1	52.4	21	21	2	13	5	0	20	0	1	40.54
KASKI	41134	1	SIRJANA MA VI DHIKURPOKHARI S	47	50.8	44.6	26	47	48.6	36	36	0	9	17	1	27	0	9	22.23
KASKI	41135	2	SARASWATI ADARSHA VIDYASHR	62.8	60.3	76.1	45.7	58.3	53.2	57	57	11	46	0	0	57	0	0	47.89
KASKI	41136	2	HILL SIDE ENGLISH BOARDING SCH	51.4	56	59.4	46.7	45	41.6	7	7	0	4	1	0	5	0	2	24.11
KASKI	41137	2	NEW LIGHT ENGLISH BOARDING H	63.2	58.1	81.5	40.3	64.1	58.3	32	32	14	16	1	0	31	0	1	49.1
KASKI	41138	2	DHAWALAGIRI BOARDING SCHOO	59.8	63.1	66.9	34.4	58.2	49.4	57	57	12	39	3	0	54	0	3	44.01
KASKI	41139	2	PEACE ZONE ACHADEMY RAMGHA	63.5	65.5	73.6	50	66.1	62	23	23	5	18	0	0	23	0	0	48.26
KASKI	41140	2	KARUNANIDHI EDUCATION FOUNT	60.5	56.8	79.8	51.9	62.3	51.8	66	65	17	48	0	0	65	0	0	48.92

**PERFORMANCE OF ALL SCHOOLS IN SLC EXAMINATION BY DISTRICTS**  
**2071 BS (2015 AD)**

DISTRICT	SCODE	ST	SCHOOL	AVERAGE MARKS IN COMP. SUBJECTS						STUDENT		PASS DIVISION					WLD	FLD	SEM
				ENG	NEP	MAT	SCI	SOC	HPE	TAP	TAPRD	DIS	FIR	SEC	TIR	PASS			
KASKI	41141	1	SHREE GAURI SHANKAR MANILAL	30.7	45.3	39.5	35.4	47.5	36.7	24	23	0	6	7	1	14	0	9	14.25
KASKI	41142	2	SARASWATI HIGHER SECONDARY	52.8	53.5	62.7	48.1	60.2	51.9	35	35	4	28	2	0	34	0	1	44.14
KASKI	41143	2	PARAMOUNT PUBLIC SCHOOL RAN	56.8	57.8	65.4	41.2	46.1	54.5	34	34	7	20	5	0	32	0	2	42.46
KASKI	41144	2	GOLDEN FUTURE HIGHER SECOND	55.8	57.8	57.6	47.7	47.1	50.5	57	57	1	46	6	0	53	0	4	39.34
KASKI	41145	1	DHANUBASH KALIKA MA VI CHHA	36.6	52.7	50.3	34.6	54.2	47.1	18	18	0	7	9	0	16	0	2	31.88
KASKI	41146	2	NEPAL ADARSHA AWASIYA VIDHY	58.9	59.6	78.3	46.2	57.1	57.2	70	69	13	56	0	0	69	0	0	47.83
KASKI	41147	2	KANCHENJUNGA ACADEMIC CENT	56.3	49	73	46	59.4	51.4	25	25	2	21	0	0	23	0	2	40.8
KASKI	41148	2	RAINBOW ACADEMIC HOMES SECO	57.9	60.7	60.8	42.2	55.2	48.3	54	54	9	39	3	0	51	0	3	43.13
KASKI	41149	1	DHRUVA MA VI THUMAKODANDA	32.2	54.2	37.3	33.6	29.9	45.7	23	23	0	5	4	0	9	0	14	1.96
KASKI	41150	2	FISHTAIL ACADEMY HIGHER SECO	65.8	66.7	75.4	41.6	53.8	58.9	62	62	17	39	4	0	60	0	2	46.21
KASKI	41151	1	SHANTA MA VI SARANGKOT-4	49.9	61.4	69.8	32	54.6	56.3	26	26	2	15	3	0	20	0	6	29.28
KASKI	41152	1	RATAN PANDE MA VI ARVA-6	35.4	50.9	29.2	23.1	51.1	40.4	24	24	0	1	7	0	8	0	16	-3.28
KASKI	41153	2	SIDDIVINAYAK BOARDING SCHOO	56.7	56.3	60.3	37.2	52	50.8	23	22	1	17	3	0	21	0	1	41.08
KASKI	41154	2	KASKI MODERNIZED ACADEMY PC	63	70.6	71.3	47.4	62.6	60.3	113	113	35	77	0	0	112	0	1	49.05
KASKI	41155	2	LITTLE DAFFODIL ENGLISH BOAR	65.4	68.3	64.5	40	56.3	50.2	23	23	3	16	2	0	21	0	2	40.11
KASKI	41156	2	NATIONAL INVENTIVE HIGHER SEC	60.2	65.5	69.7	40	54.1	50.1	35	35	6	24	1	0	31	0	4	39.54
KASKI	41157	2	SUBLIME ENGLISH BOARDING SCH	57.4	62.4	69	42.9	51.7	49.3	67	65	10	52	1	0	63	0	2	45.06
KASKI	41158	2	BHASKER MEMORIAL SCHOOL PHC	64	69.2	76.2	41.3	59.3	65.9	29	29	8	21	0	0	29	0	0	49.14
KASKI	41159	2	ANJULI SECONDARY BOARDING SC	58.8	57.6	62.5	29.4	51.7	48.7	22	22	3	11	3	0	17	0	5	30.17
KASKI	41160	2	SHANTI DEEP ENGLISH SCHOOL CH	58.5	61.2	66.6	56.7	67	55.9	19	19	3	16	0	0	19	0	0	47.37
KASKI	41161	2	L P DEVKOTA MEMORIAL BOARDI	61	48.9	67.9	37.8	69.8	51.4	20	20	5	13	1	0	19	0	1	44.81
KASKI	41162	2	GYANJYOTI VIDYAKUNJ MA VI LE	56.1	51	70.9	40.5	56.3	51.7	21	21	3	14	3	0	20	0	1	42.32
KASKI	41163	1	MAHENDRA SECONDARY SCHOOL	36.6	55.1	35.6	28.6	39.8	43.1	45	45	0	6	18	0	24	0	21	9
KASKI	41164	1	SHUKLA GANDAKI HIGHER SECON	41.3	46.7	48.1	24.3	37.6	38.5	54	54	0	12	23	0	35	0	19	16.46
KASKI	41165	2	EX-ARMY PUBLIC HIGHER SECON	58.1	48.4	65.4	30.9	65.5	44.7	17	17	1	13	2	0	16	0	1	40.59
KASKI	41166	2	RIVER DALE SCHOOL GREEN VALI	59.1	53.5	64.8	38.2	49.9	50.3	22	22	4	16	2	0	22	0	0	46.7
KASKI	41167	2	NEW ERA ACADAMY LEKHNATH	58.9	48.7	62.9	43.7	51.1	57	28	28	1	20	4	0	25	0	3	36.7
KASKI	41168	2	BASE LINE ACADEMY KUNDAHAR	64	56.7	67.9	43	69.5	56.5	33	33	4	28	1	0	33	0	0	46.48
KASKI	41169	2	VIEW POINT BOARDING SCHOOL T	47.3	57.8	47.6	29.6	41.6	48.6	18	18	0	10	5	0	15	0	3	30.62
KASKI	41170	1	GYAN JYOTI MA VI CHHAHAREPA	45.6	46.4	40	27.8	42.1	40.8	25	25	0	6	10	0	16	0	9	16.2

**PERFORMANCE OF ALL SCHOOLS IN SLC EXAMINATION BY DISTRICTS**  
**2071 BS (2015 AD)**

DISTRICT	SCODE	ST	SCHOOL	AVERAGE MARKS IN COMP. SUBJECTS						STUDENT		PASS DIVISION					WLD	FLD	SEM
				ENG	NEP	MAT	SCI	SOC	HPE	TAP	TAPRD	DIS	FIR	SEC	TIR	PASS			
KASKI	41171	2	SHINING STAR BOARDING SCHOOL	65.7	67.6	58	40	59	51.8	26	26	5	17	3	0	25	0	1	43.99
KASKI	41172	2	RATNA JYOTI HIGHER SECONDARY	55.9	50.9	55.7	24.6	65.6	47.4	34	34	1	21	2	0	24	0	10	24.93
KASKI	41173	2	TRIVENY PUBLIC SCHOOL LEKHNA	61.5	65.3	71	48.1	63.4	58.3	20	20	4	16	0	0	20	0	0	48
KASKI	41174	2	NEW MOONLIGHT ENGLISH BOARD	58.3	59.3	51.9	20.5	41.1	55.7	19	19	0	11	1	0	12	0	7	19.54
KASKI	41175	2	TARAKUNJ ENGLISH BOARDING SC	62	66.6	85.1	50.8	60.7	59.8	35	35	12	22	1	0	35	0	0	49.82
KASKI	41176	2	GOLDEN NATURE BOARDING SCH	62.7	69.2	70.9	36.3	63.1	49.7	23	23	4	17	1	0	22	0	1	44.18
KASKI	41177	1	UMA MA VI DANSING-2	30.8	39.3	39.6	27.9	37.5	36.6	12	9	0	3	6	0	9	0	0	37.5
KASKI	41178	2	HIGHWAY GARDEN BOARDING SC	54	52.6	57.1	30.7	49.8	48.1	18	18	0	13	2	0	15	0	3	32.5
KASKI	41179	2	FEWA BOARDING SCHOOL LAKE	63.3	64.3	74.4	45.1	72.2	52	21	21	6	15	0	0	21	0	0	49.29
KASKI	41180	2	CHILDREN'S ACADEMY MIYAPATA	56.3	56.4	63	43.9	48	55.5	22	22	3	16	1	0	20	0	2	40.4
KASKI	41181	1	BAL MANDIR MA VI, NADIPUR	59	57.4	56.9	42.9	49.5	60.4	100	100	15	51	20	0	86	0	14	35.55
KASKI	41182	2	UNIVERSE ENGLISH BOARDING SC	58.8	57.1	74.9	37.4	58.4	49.8	31	31	6	22	3	0	31	0	0	46.81
KASKI	41183	1	UDAYA MA VI DHAMPUS	30.7	44.9	37.2	30.9	42.5	31.1	15	15	0	4	4	0	8	0	7	10.5
KASKI	41184	2	SIDDHARTHA LOVE DALE BOARDI	54	52.7	67	44.6	59.5	53.2	26	26	3	18	4	0	25	0	1	42.4
KASKI	41185	2	MORNING GLORY ACADEMIC SCH	65.7	56.4	74	45	71	51.9	23	23	7	15	1	0	23	0	0	49.08
KASKI	41186	2	HEMJA BOARDING SCHOOL HEMJA	62.3	56.3	59.5	42.6	54.7	54.1	36	36	3	30	1	0	34	0	2	42.19
KASKI	41187	2	POKHARA CREATIVE ENGLISH SCH	52.6	61.1	68.5	43.6	56	54	28	28	3	20	3	0	26	0	2	40.58
KASKI	41188	2	GURUKUL BIDHYA SADAN HIGHER	65.9	63.1	73.9	55.4	60.9	58	22	22	9	13	0	0	22	0	0	51.14
KASKI	41189	1	BHAGAWATI SECONDARY SCHOOL	39.6	58.8	40.1	31.4	47.4	55.9	16	16	0	6	8	0	14	0	2	30.94
KASKI	41191	2	SNOW VIEW ENGLISH BOARDING S	62.1	63.3	79.9	48.9	63	56.7	30	30	12	17	1	0	30	0	0	50.63
KASKI	41192	1	FUKUOKA NIRMALPOKHARI SCHO	55.9	54.4	56.8	51.8	67.4	51.8	18	18	2	14	1	0	17	0	1	42.29
KASKI	41193	2	L. ANGEL SCHOOL LAMACHOUR-6	62.5	56.6	66.1	46.5	52.1	54.3	36	36	3	29	4	0	36	0	0	45
KASKI	41194	2	SUNFLOWER BOARDING SCHOOL,	61.6	63.1	59.2	27.3	56.5	42.2	18	18	0	12	3	0	15	0	3	31.88
KASKI	41195	2	SATYA SAI VIDYASHRAMA NADIPI	58	65.5	59.8	35	52.5	60.7	22	22	3	17	0	0	20	0	2	40.91
KASKI	41196	2	POKHARA ACADEMY GAIRAPATAN	39.2	45.3	28.4	16.8	35.9	36.3	36	35	0	2	7	0	9	0	26	-7.39
KASKI	41197	1	PARDI SECONDARY SCHOOL MUST	30.2	42.4	31	21.9	37.1	42.6	45	44	0	4	18	0	22	0	22	6.65
KASKI	41198	1	POKHARA CHISAKHOLA VEDA VID	58.8	56	56.9	70	56.8	54.6	8	8	0	6	2	0	8	0	0	42.19
KASKI	41199	2	SHANTI BATIKA ENGLISH SCHOOL	57.8	64.9	76.4	19.8	61.2	48.9	16	16	1	7	0	0	8	0	8	12.19
KASKI	41200	2	TARAPUNJA EDUCATION ACADEM	60.3	57.2	70	47.3	56.7	46.3	27	27	5	19	3	0	27	0	0	46.53
KASKI	41201	2	LITTLE FLOWER EDUCATIONAL AC	57.4	55.5	74.6	35.5	58	51.1	20	20	2	18	0	0	20	0	0	46.5

**PERFORMANCE OF ALL SCHOOLS IN SLC EXAMINATION BY DISTRICTS**  
**2071 BS (2015 AD)**

DISTRICT	SCODE	ST	SCHOOL	AVERAGE MARKS IN COMP. SUBJECTS						STUDENT		PASS DIVISION					WLD	FLD	SEM
				ENG	NEP	MAT	SCI	SOC	HPE	TAP	TAPRD	DIS	FIR	SEC	TIR	PASS			
KASKI	41202	2	PIONEER ENGLISH ACADEMY AMA	53.1	55.3	48.1	18.2	35.9	48.4	10	9	0	3	2	0	5	0	4	12.5
KASKI	41203	2	SPIRAL GALAXY ACADEMY SIMPA	58.2	59.2	61	33.7	67.6	51.4	21	21	1	18	0	0	19	0	2	39.29
KASKI	41204	1	AMAR JYOTI GAON PHARKA SECO	49.5	53.9	36.6	28.9	45.8	50.2	45	45	2	15	12	0	29	0	16	18.67
KASKI	41205	2	SUBHAKAMANA BIDYALAYA BAI	66.4	61.2	50	45.8	57.7	54.3	11	11	0	11	0	0	11	0	0	45
KASKI	41206	3	AMAR SINGH HIGHER SECONDARY	30	35.3	13.7	13.2	42.6	31	89	87	0	2	7	0	9	0	78	-16.4
KASKI	41207	1	RAMESHWORI SECONDARY SCHO	36	55.9	35.3	31.2	52.6	38.8	30	30	0	5	13	1	19	0	11	14.67
KASKI	41208	2	GOOD SHEPHERD ENGLISH SCHO	45.5	52.6	44.6	23.1	39.3	50.8	12	12	1	5	3	0	9	0	3	26.56
KASKI	41209	2	SUNRISE PREPARATORY SCHOOL,	63.4	60.7	52.4	36.8	51.4	49.1	12	12	0	8	2	0	10	0	2	31.88
KASKI	41210	2	PASCAL ACADEMY, BAGAR	57.5	61.2	58.2	30.1	54.8	42.7	19	19	3	8	1	0	12	0	7	21.91
KASKI	41211	1	JATESHWOR SECONDARY SCHOOL	24.2	55.5	23.6	8.5	41.9	36.2	24	24	0	0	0	0	0	0	24	-22.5
KASKI	41212	2	SOCIAL PUBLIC SCHOOL, BUDDHA	55.9	63.1	49.4	21.9	49.2	56	53	53	3	26	2	0	31	0	22	17.41
KASKI	41213	2	VIDYA NIKETAN SECONDARY SCH	61.6	66.2	65.7	41.6	57.6	50.5	47	47	12	29	4	0	45	0	2	45
KASKI	41214	2	POKHARA CAMBRIDGE ENGLISH S	60.8	60.4	59.1	42	54.9	49.1	18	18	4	10	1	0	15	0	3	36.46
KASKI	41215	2	OXFORD SCHOOL, BAJHAPATAN	61.6	59.6	83.1	46.3	55.6	58.3	24	24	1	23	0	0	24	0	0	45.62
KASKI	41216	2	DIAMOND MODEL SCHOOL, LEKHN	60.6	57.6	65.9	35.4	56.7	50.7	25	25	4	15	2	0	21	0	4	35.7
KASKI	41217	2	THE WISDOM KASKI ENGLISH BOA	58.6	54.5	63.1	42.6	51.3	50	12	12	1	8	3	0	12	0	0	43.44
KASKI	41218	2	POKHARA ACADEMY, BATULECHH	58.3	57.3	73.4	35.3	62.8	47.3	40	40	5	34	1	0	40	0	0	46.59
KASKI	41219	2	WEST POINT BOARDING SCHOOL, I	55.1	58.9	66.2	36.8	57.5	53.6	27	27	2	20	4	0	26	0	1	41.94
KASKI	41220	1	MAHARUDRA MA. VI.TAPRANG	25.1	49.6	31.8	27.8	35.3	34.3	18	18	0	2	7	0	9	0	9	6.87
KASKI	41221	2	FEWA PUBLIC SECONDARY BOARI	55.3	56.1	62.1	36.9	59.1	57.3	23	23	1	17	2	0	20	0	3	35.87
KASKI	41222	2	LITTLE BELLS SCHOOL, POKHARA	56.1	60.4	44.9	44.4	51.6	57.5	23	23	3	12	0	0	15	0	8	23.48
KASKI	41223	2	METROPOLITAN ACADEMY, RAMC	53.4	63.2	69.1	21.9	50.2	63.1	13	13	0	10	0	0	10	0	3	29.42
KASKI	41224	2	NEW LEKHNATH PUBLIC ACADEM	65.8	62.6	67.2	45.6	57.6	53.2	21	21	6	13	1	0	20	0	1	45.54
KASKI	41225	1	SHREE DHAULASHREE SECONDAR	36.2	44.3	28.3	19.3	33.3	34	10	10	0	0	6	0	6	0	4	11.25
KASKI	41226	2	BAGMARA ACADEMIC GARDEN, B	59	65.7	70.1	56.1	64.4	50.3	15	15	5	8	2	0	15	0	0	48.5
KASKI	41227	1	SHREE BHOOMESHWOR SECONDA	34.1	43.2	42.8	36.4	40.7	36.1	39	39	0	11	19	0	30	0	9	23.94
KASKI	41228	2	DYNAMIC ACADEMY , SIMALCHOU	60.2	54.3	72	41.5	71.6	45.9	34	34	6	21	5	0	32	1	1	42.68
KASKI	41229	2	HIMALAYAN BOARDING SCHOOL,	60.5	60.4	61.7	43.7	61.1	57.6	34	34	11	16	1	0	28	0	6	37.61
KASKI	41230	2	GURUKUL VIDHYASHRAM, LEKHN	58.3	54.2	64.2	42.2	58.4	55	25	25	1	21	3	0	25	0	0	44.25
KASKI	41231	2	SAINIK AWASIYA MAHAVIDYALAY	60.8	60.1	68.7	50.1	64.2	52.7	112	112	26	83	3	0	112	0	0	48.18

**PERFORMANCE OF ALL SCHOOLS IN SLC EXAMINATION BY DISTRICTS**  
**2071 BS (2015 AD)**

DISTRICT	SCODE	ST	SCHOOL	AVERAGE MARKS IN COMP. SUBJECTS						STUDENT		PASS DIVISION					WLD	FLD	SEM
				ENG	NEP	MAT	SCI	SOC	HPE	TAP	TAPRD	DIS	FIR	SEC	TIR	PASS			
KASKI	41232	1	OKHALE DANDA BHUMDIKOT MA	34.8	41	26.2	16.4	42.5	33	23	23	0	0	6	1	7	0	16	-5.8
KASKI	41233	1	SHITALA COMMUNITY SECONDAR	42.4	54.7	47.2	33	45.2	51.4	19	19	0	7	7	2	16	0	3	27.99
KASKI	41234	1	NISPAKSHA MA VI RIVAN	32.6	50.4	36.7	41.7	44.9	40.8	34	34	0	7	14	0	21	0	13	14.56
KASKI	41235	2	HARVARD ACADEMY POKHARA -1	53.2	60.1	60.6	51.2	50.9	52.5	25	25	3	21	1	0	25	0	0	46.35
KASKI	41236	2	ST. FRANCIS SCHOOL,POKHARA-18	59.2	70.9	55.9	46.8	58.6	54.8	37	37	5	25	5	0	35	0	2	41.86
KASKI	41237	2	BIRENDRA MEMORIAL ENGLISH	64.4	70.6	61.2	46.3	60.3	55.7	12	12	2	10	0	0	12	0	0	47.5
KASKI	41238	2	SHANTI NIKETAN SCHOOL,POKHA	70.1	81.7	88.9	62.9	71.3	60.9	17	17	17	0	0	0	17	0	0	60
KASKI	41239	2	SHITALA DEVI COMMUNITY SECO	59.2	64.6	71.8	44.4	48.3	56.9	39	39	7	29	0	0	36	0	3	42.5
KASKI	41240	1	CHANDI SECONDARY SCHOOL,BH	40.9	56.5	37.5	31.1	48.1	44.5	28	28	0	11	10	0	21	0	7	24.11
KASKI	41241	2	EKATA COMMUNITY SCHOOL,PRA	60.8	53.7	54.8	34.5	54.5	49.4	20	20	3	12	2	0	17	0	3	36
KASKI	41242	2	POKHARA LEARNERS ACADEMY,P	67.8	65.7	76.7	46	57	50	22	22	5	16	1	0	22	0	0	47.9
KASKI	41243	2	HOLYMOUNT ENGLISH SCHOOL,LE	47.7	45.4	40.1	36	48.7	39.6	7	7	0	4	1	0	5	0	2	24.11
KASKI	41244	2	HIGH MOUNT SECONDARY BOARD	58.4	53	52.4	34	65.2	52.6	5	5	0	4	1	0	5	0	0	42.75
KASKI	41245	2	KANTIPUR ACADEMY OF SCIENCE	58.9	70.8	59.5	28.1	43.6	53.1	27	27	1	23	2	0	26	0	1	42.22
KASKI	41246	1	JANATA SECONDARY SCHOOL	41.1	63.3	47.4	22.7	46.4	41.7	22	22	0	9	5	0	14	0	8	17.9
KASKI	41247	1	MAHESHWORI SECONDARY SCHO	32.3	39	27.9	21	46.8	31.9	36	36	1	2	9	0	12	0	24	-2.4
KASKI	41248	1	PRITHWI RUPA SECONDARY SCH	37	56.3	32	22.8	45.3	42.4	26	26	0	5	6	0	11	0	15	3.46
KASKI	41249	2	KANCHANJUNGA ENGLISH BOARD	55.2	55.5	44.2	21.5	50.8	40.9	13	13	0	5	1	0	6	0	7	7.79
KASKI	41250	1	GYAN BHOOMI SECONDARY SCHO	38.2	50.4	35.2	27.5	32.1	34.5	25	25	0	3	13	0	16	0	9	14.85
KASKI	41251	2	OM MAYA ENGLISH BOARDING SC	54.1	45	44.9	30	64.2	36.8	11	11	0	5	5	0	10	0	1	33.75
KASKI	41252	2	SAGARMATHA NIKETAN SCHOOL,I	62.5	64	87.1	56.4	60.4	56.2	44	44	21	21	1	0	43	0	1	50.37
KASKI	41253	2	MAITREE CHILDRENS ACADEMY,P	48.6	50.3	39.4	32.5	37.3	45.9	12	12	0	6	1	0	7	0	5	15.94
KASKI	41254	1	ANNAPURNA SECONDARY SCHO	34.4	49.3	26.4	26	37.1	39.5	16	16	0	1	8	0	9	0	7	9.84
KASKI	41255	1	RAMJOYOTI SECONDARY SCHOOL	40.3	46.3	43.4	20.2	38.3	39.4	20	20	0	3	5	0	8	0	12	1.69
KASKI	41256	2	RISING STAR ACADEMY POKHAR	60.2	65.2	76.5	35.1	49.6	61.8	13	13	3	10	0	0	13	0	0	48.46
KASKI	41257	1	RASTRA JYOTI SECONDARY SCHO	27.6	47	25.5	21.1	32.9	38.8	22	21	0	1	5	0	6	0	15	-5.89
KASKI	41258	2	BUDS EDUCATION FOUNDATION, F	57.8	66.2	60.3	47.5	56.5	50.3	6	5	3	2	0	0	5	0	0	54
KASKI	41259	2	DISNEYLAND ACADEMY, POKHAR	60.3	69.3	68.4	48.9	63.9	53.5	12	12	5	6	0	0	11	0	1	45.62
KASKI	41260	2	WELL KNOWN ACADEMY, POKHAR	55.5	64.2	52.9	47.6	47	49.5	22	22	1	17	2	0	20	0	2	38.52
KASKI	41261	2	KELLS ACADEMY, POKHARA-10	52.5	45.8	37.8	32.4	40.7	45.1	12	12	0	4	3	0	7	0	5	14.06



**PERFORMANCE OF ALL SCHOOLS IN SLC EXAMINATION BY DISTRICTS**  
**2071 BS (2015 AD)**

DISTRICT	SCODE	ST	SCHOOL	AVERAGE MARKS IN COMP. SUBJECTS						STUDENT		PASS DIVISION						WLD	FLD	SEM
				ENG	NEP	MAT	SCI	SOC	HPE	TAP	TAPRD	DIS	FIR	SEC	TIR	PASS				
KASKI	41262	1	KRISHNA SECONDARY SCHOOL,PC	36.8	51.7	28.9	26	48.1	38.4	20	20	0	3	6	0	9	0	11	4.5	
KASKI	41263	2	HILLSIDE ENGLISH SECONDARY SC	64.2	59.6	72.6	40.8	73	46.4	5	5	1	4	0	0	5	0	0	48	
KASKI	41264	1	PHUMROKHUM BARAHA SECOND	39.5	53.9	24.2	22.9	42.9	41.6	14	14	0	3	1	0	4	0	10	-4.02	
KASKI	41265	1	RUPAJYOTI SECONDARY SCHOOL,	30.7	52	24	15.4	31.1	27	22	22	0	3	3	0	6	0	16	-5.63	
KASKI	41266	2	LEKHNATH MEMORIAL ENGLISH B	57.8	55.6	59.8	19.8	55.6	52.6	5	5	0	2	0	0	2	0	3	4.5	
KASKI	41267	2	SMILE SMALL HEAVEN ACADEMY	64.8	59.9	81.6	39.9	60.9	60.2	15	15	5	10	0	0	15	0	0	50	
KASKI	41268	2	SHREE SAHID SMRITI AWASIYA SE	55.4	62.6	64.4	41.6	64.4	50.4	25	25	2	20	2	0	24	0	1	42.6	
TANAHUN	42001	1	NIRMAL MA VI DAMOULI	51.2	52.5	49.9	32.1	45.3	47.7	56	56	3	26	16	0	45	0	11	29.33	
TANAHUN	42002	1	MIN HIGHER SECONDARY SCHOOL	27.1	47.6	19.1	16.1	28.1	34.7	81	81	0	9	9	2	20	0	61	-7.6	
TANAHUN	42003	1	KHAIRENI MA VI KHAIRENITAR	33.6	50.5	31.2	20.1	43.8	39.2	84	83	1	12	16	0	29	0	54	-0.9	
TANAHUN	42004	1	GAUNPHARKODAYA MA VI DHORI	29.3	47.3	31.8	16.1	47.5	38.9	52	52	0	3	11	0	14	0	38	-6.71	
TANAHUN	42005	1	RAMSHAH MA VI ABU KHAIRENI	45.3	58.5	47.3	31.8	48.7	54.4	147	147	8	43	56	0	107	0	40	23.16	
TANAHUN	42006	1	MAHENDRA JYOTI HIGHER SECON	30.7	40.9	28.6	21.1	35.2	38.4	51	51	0	4	12	0	16	0	35	-3.97	
TANAHUN	42007	1	BARAHI MA VI PHARAKCHOUR	41.4	50.8	42.1	22.6	49.3	42.3	55	55	1	12	17	0	30	0	25	11.11	
TANAHUN	42008	1	SHREE KRISHNA MA VI GAJARKOT	36.3	60.6	39.8	30.3	39.8	48.1	39	39	1	11	17	0	29	0	10	23.17	
TANAHUN	42009	1	JANAPREMI HIGHER SECONDARY	33.5	41.9	31.1	20	29.7	35.2	42	42	0	3	10	0	13	0	29	-4.29	
TANAHUN	42010	1	SARASWATI MA VI THAPREK	31.2	47.1	23.4	14.8	38.9	36.4	36	36	0	2	4	0	6	0	30	-12.5	
TANAHUN	42011	1	SHAHID GANGA MA VI KAHUN SHI	31.7	43.8	35.4	20.7	47.2	37.6	30	30	0	6	6	0	12	0	18	2.25	
TANAHUN	42012	1	CHANDRAVATI MA VI CHUNDI TUI	27.3	42	22.4	22.4	26.6	41.1	59	59	0	4	13	0	17	0	42	-5.53	
TANAHUN	42013	1	BHANU MA VI BANDIPUR	33.3	53	31.9	12.5	38.9	42.4	78	78	0	7	2	0	9	0	69	-15	
TANAHUN	42014	1	SIDDHARTHA MA VI KIHUN BADA	29.7	48.8	26.2	19	31.6	35.9	67	67	0	11	8	0	19	0	48	-4.7	
TANAHUN	42015	1	SHIVA SARASWOTI HIGHER SECON	35.8	57.7	48.2	32.3	43.6	42.4	66	66	0	20	36	2	58	0	8	30.05	
TANAHUN	42016	1	TRIBHUWAN HIGHER SECONDARY	41.9	57.5	61.3	32.2	41	46.6	56	56	0	26	24	1	51	0	5	33.78	
TANAHUN	42017	1	KALIKA HIGHER SECONDARY SCH	35.7	51.1	46.4	25.4	43.3	45.7	43	43	0	13	18	1	32	0	11	22.53	
TANAHUN	42018	1	MITRATA MA VI SATRASAYA DEVI	39.1	45.4	30.1	26.5	40.1	46	97	97	3	18	14	2	37	0	60	1.65	
TANAHUN	42019	1	JANA JYOTI MA VI BHIMAD	39.4	58.5	40.2	31.4	38	42.4	92	92	7	23	25	1	56	0	36	16.44	
TANAHUN	42020	1	HOM RAJ LOHANI SHARADA SHIKS	40.6	46.9	41.5	30.4	44.1	47.2	74	74	1	20	32	2	55	0	19	22.44	
TANAHUN	42021	1	MAHENDRI MA VI KALESTI GAJAU	36.8	44.5	29.3	22.3	36.1	37.2	53	53	0	7	17	1	25	0	28	5.33	
TANAHUN	42022	1	SARASWATI MANDIR MA VI GHAL	38.5	52.5	43.1	22.4	38.7	42.8	26	26	0	7	7	1	15	0	11	12.61	
TANAHUN	42023	1	BIDYA NIKUNJ MA VI JYAMARUK	36.3	44.6	29.6	20.4	35.8	39.6	37	37	0	5	12	0	17	0	20	4.86	

**PERFORMANCE OF ALL SCHOOLS IN SLC EXAMINATION BY DISTRICTS**  
**2071 BS (2015 AD)**

DISTRICT	SCODE	ST	SCHOOL	AVERAGE MARKS IN COMP. SUBJECTS						STUDENT		PASS DIVISION					WLD	FLD	SEM
				ENG	NEP	MAT	SCI	SOC	HPE	TAP	TAPRD	DIS	FIR	SEC	TIR	PASS			
TANAHUN	42024	1	RADHA MA VI JAMUNE	32.3	45.9	29.4	20.9	35.2	34.4	47	47	0	4	14	0	18	0	29	0
TANAHUN	42025	1	SHANKAR MA VI DUMRE BESI	33.7	49.1	37.2	14.4	45	33.7	23	23	0	5	2	0	7	0	16	-2.93
TANAHUN	42026	1	BUCHAKHANI MA VI BUCHA BHAN	26	47.5	20.6	16.2	35.2	32.5	34	34	0	2	4	0	6	0	28	-11.9
TANAHUN	42027	1	PABITRA MA VI NAHALAPIPLE	32.8	50.2	36.1	25.1	44.2	45	59	58	1	8	21	0	30	0	28	8.6
TANAHUN	42028	1	ADARSHA SARASWATI MA VI NAB	32.8	48.5	37.3	14.9	34.9	39.3	16	16	0	2	3	0	5	0	11	-3.52
TANAHUN	42029	1	KESHABTAR MA VI KESHABTAR	28	55.8	25.8	21.6	38.1	43	51	51	0	7	7	0	14	0	37	-5.51
TANAHUN	42030	1	BAL BIKASH MA VI BHIRKOT	26.1	46.6	19.7	19.2	39.6	38.5	46	46	0	0	12	0	12	0	34	-7.83
TANAHUN	42031	1	JANA JUKTA SHAHI MA VI SANGE	37.8	57.5	36	23.3	42.5	45.7	40	40	0	7	16	0	23	0	17	11.81
TANAHUN	42032	1	BHANU SAN MA VI CHUDI	31.1	48.9	28.2	26	28.3	40.4	22	22	0	2	5	0	7	0	15	-3.58
TANAHUN	42033	2	SANTI BARSHA ANGREJI MA VI DA	59.8	58.7	61	45.8	65	52.7	45	45	6	32	3	0	41	0	4	40.25
TANAHUN	42034	1	BASAHASTHAN MA VI TARUKA	32.9	48.5	46	25.4	36.2	36.6	25	25	0	3	12	0	15	0	10	12.6
TANAHUN	42035	1	SHREE DIBAS MA VI UDENDHUNG	28.2	41.1	14.3	15.2	29.8	29	23	22	0	1	2	0	3	0	19	-14.3
TANAHUN	42036	1	SATYAWATI MA VI DAMAULI	53	61.7	66.9	36.6	54	50.8	241	241	27	141	51	0	219	0	22	38.14
TANAHUN	42037	1	DIPAK MA VI RISHING PATAN	38.2	62.8	45.7	27.2	46.6	44.8	41	41	3	10	14	0	27	0	14	19.21
TANAHUN	42038	1	CHHABDI MA VI DHORCHHABDI	33.1	45.3	30.7	25.8	32.9	40.1	41	41	0	6	7	0	13	0	28	-3.02
TANAHUN	42039	1	KYAMINKOT MA VI CHHAPTHOK	30.8	39.2	24.4	13.2	28.6	31.6	18	18	0	1	2	0	3	0	15	-12.5
TANAHUN	42040	1	BHRIKUTI MA VI SARANGHAT	31	44.2	43.4	25.8	53.4	44.9	30	30	0	3	18	1	22	0	8	19.55
TANAHUN	42041	1	KYAMIN MA VI KALESTI	32.5	40.7	28.1	20.1	27.9	39.1	37	37	0	2	13	0	15	0	22	0.91
TANAHUN	42042	1	ADARSHA SHIKSHYA MA VI BAIDI	28	41.2	18	13.7	32.4	33	50	50	0	1	8	0	9	0	41	-12.2
TANAHUN	42043	1	CHANDRA JYOTI MA VI GHIRING	36.8	57.7	41.9	30.1	38.7	51.9	33	33	0	11	16	0	27	0	6	27.27
TANAHUN	42044	1	KALIKA HIGHER SECONDARY SCH	33.9	47.1	49.4	27	54.7	44.1	52	52	0	15	27	0	42	0	10	26.18
TANAHUN	42045	1	HANSA BAHINI MA VI EAKLEKHET	28.6	43.2	27.2	11	39.1	31.6	51	50	0	3	3	0	6	0	44	-15.1
TANAHUN	42046	2	VYASDIBYA JYOTI BOARDING MA	63.9	62.1	67.3	49.5	70.4	56.4	53	53	11	42	0	0	53	0	0	48.11
TANAHUN	42047	1	SARASWATI MA VI SABHUNG	30.8	45.6	31.6	17.5	36.5	33.8	53	53	0	2	15	0	17	0	36	-4.03
TANAHUN	42048	1	PANCHAMUNIDEV HIGHER SECON	46	58.6	50.9	30.1	57.9	48.7	83	82	11	30	16	0	57	0	25	24.24
TANAHUN	42049	1	MANOHAR MA VI PURKOT	38.6	52.9	33.2	21.4	41.5	46.1	34	34	0	2	15	0	17	0	17	6.29
TANAHUN	42050	1	PARWATI MA VI KOTA	29.5	42.2	30.4	32.1	47.8	40.1	47	47	0	6	15	1	22	0	25	5.06
TANAHUN	42051	1	HIMALAYA MA VI KOKHE BHANUN	31.8	56.6	21.1	16.5	39.8	37.5	26	26	1	2	1	0	4	0	22	-12
TANAHUN	42052	2	MARSYANGDI BALJYOTI AWASIYA	53.5	54.4	57.7	29.9	54	52.3	42	42	3	19	10	0	32	0	10	27.32
TANAHUN	42053	2	SURYODAYA AWASIYA MA VI KHA	60.3	59.5	65.4	42.1	49.2	58.1	43	43	4	30	5	0	39	0	4	38.81

**PERFORMANCE OF ALL SCHOOLS IN SLC EXAMINATION BY DISTRICTS**  
**2071 BS (2015 AD)**

DISTRICT	SCODE	ST	SCHOOL	AVERAGE MARKS IN COMP. SUBJECTS						STUDENT		PASS DIVISION					WLD	FLD	SEM
				ENG	NEP	MAT	SCI	SOC	HPE	TAP	TAPRD	DIS	FIR	SEC	TIR	PASS			
TANAHUN	42054	2	KANKAI AWASIYA MA VI DAMAUI	60.7	53.9	52.4	35.4	64.2	49.9	36	36	3	21	7	0	31	0	5	34.69
TANAHUN	42055	1	GANESH MA VI CHHANG	34	44.3	30.5	21.5	35.3	36	21	21	0	0	11	0	11	0	10	6.96
TANAHUN	42056	1	MAHENDRA MA VI GUNADI	34.7	50.1	26.7	24.3	41.7	43.6	38	38	0	5	10	0	15	0	23	1.18
TANAHUN	42057	2	SUNSHINE MA VI AANBOOKHAIRE	46.5	41.4	29.2	17.9	36.4	44.5	20	20	0	3	3	0	6	0	14	-3.94
TANAHUN	42058	1	TALBESI MA VI TALBESI	34.6	45	41.8	27.5	31.2	36.7	52	52	1	9	10	1	21	0	31	2.48
TANAHUN	42059	1	SHREE SIDDHESHWORI SECONDAR	44.6	55.1	45.7	28.1	42.6	51.5	31	31	0	12	10	0	22	0	9	21.77
TANAHUN	42060	1	ARANIKO MA VI MIRLUNG	33.1	40.3	23.7	24	29.5	34.7	45	44	0	2	10	2	14	0	30	-4.53
TANAHUN	42061	1	JANJAGRITI MA VI CHISAPANI	32.8	43.6	38.8	25.8	32.8	43.6	32	32	0	6	6	1	13	0	19	2.16
TANAHUN	42062	2	BALBIDHYA MANDIR MA VI DULE	55.4	53.5	61.3	30.9	48.4	46.5	73	73	2	32	19	0	53	0	20	23.99
TANAHUN	42063	2	NOTRE DAME SCHOOL BANDIPUR	65.5	71.3	77.3	37.5	65.2	56.2	23	23	2	20	1	0	23	0	0	45.82
TANAHUN	42064	2	BARAHI BOARDING MA VI DAMAU	61.6	58.7	62.4	39.9	66.2	55.1	67	67	10	53	2	0	65	0	2	44.89
TANAHUN	42065	2	ARANIKO ENGLISH BOARDING SCH	55.1	60.3	65.7	34.7	54.2	53.5	68	67	8	38	10	0	56	0	11	34.03
TANAHUN	42066	1	RAJPUR MA VI RAIPUR	38.4	49.9	39	26.3	32.1	43.7	15	15	0	5	1	0	6	0	9	3.75
TANAHUN	42067	2	PASHCHIM KSHETRIYA PRAHARI A	54.8	59.6	54.6	32.2	56.9	53.3	34	34	2	20	7	0	29	0	5	33.64
TANAHUN	42068	2	MANASLU BOARDING SCHOOL DU	61.9	64.9	71.2	35.7	59.4	50.6	29	29	6	21	1	0	28	0	1	45.39
TANAHUN	42069	1	ARUNODAYA MA VI JILANG	30.4	55.4	30.7	18.1	30.7	33.2	19	19	0	1	6	0	7	0	12	-1.18
TANAHUN	42070	2	GORAKHKALI AWASIYA MA VI DA	58.1	52	60.7	27.8	49.4	53.2	26	26	1	17	2	0	20	0	6	29.13
TANAHUN	42071	1	MAHARSHI VED BYAS SANS MA VI	40.5	63.6	37.1	24.1	38.9	48.7	16	16	0	5	7	0	12	0	4	23.2
TANAHUN	42073	2	BRIGHT FUTURE ENGLISH SCHOOI	59.5	69.7	88.1	38.1	46.8	54.9	67	67	14	52	0	0	66	0	1	47.13
TANAHUN	42074	1	HIMALAYA MA VI CHAMPE BAGAI	32.1	46.3	41.7	15.2	37.6	40.8	54	54	0	5	16	0	21	0	33	0.42
TANAHUN	42075	1	ARUN MA VI HUSLANG	25.5	39.7	20.6	16.9	28.8	32.5	32	32	0	2	7	0	9	0	23	-5.98
TANAHUN	42076	1	JANA JAGRITI MA VI TURTURE	27.1	45.4	35	26.9	29.6	41.6	42	42	1	3	13	0	17	0	25	1.7
TANAHUN	42077	1	JANAJAGRITI GANGA MA VI POKH	41.6	54.2	35.7	22.4	45.3	47.1	21	21	0	5	6	0	11	0	10	9.64
TANAHUN	42078	1	SARASWATI SADAN MA VI MAIWA	39.5	55	28.1	23.3	37.5	41.3	15	15	0	3	2	0	5	0	10	-1.5
TANAHUN	42079	1	MAHENDRA MA VI RAIPUR	30.6	44	28.7	22	29.8	37.9	38	38	0	3	11	1	15	0	23	0.34
TANAHUN	42080	1	JAYA DURGA MA VI RAMJAKOT PI	17.9	32.9	8.5	12.2	19.8	24.2	33	33	0	0	1	0	1	0	32	-20.8
TANAHUN	42081	1	ADHARBHUT MA VI RAIPUR SANK	31.8	42.4	26.5	23.8	29.1	38	48	48	0	3	10	0	13	0	35	-6.56
TANAHUN	42082	1	SHREE CHOK MA VI RAMPURTAR	33.8	52.5	39.8	27.8	41.8	49.6	19	19	0	4	8	0	12	0	7	15.39
TANAHUN	42083	1	AMAR JYOTI MA VI GHANSIKUWA	38	47.3	36.9	17.5	38.4	43.7	27	27	0	6	2	0	8	0	19	-3.33
TANAHUN	42084	1	SHRINGA MA VI GOTHADI KOTDAI	23.6	48.8	23.9	12.4	27.7	32.3	33	33	0	0	3	0	3	0	30	-17.4

**PERFORMANCE OF ALL SCHOOLS IN SLC EXAMINATION BY DISTRICTS**  
**2071 BS (2015 AD)**

DISTRICT	SCODE	ST	SCHOOL	AVERAGE MARKS IN COMP. SUBJECTS						STUDENT		PASS DIVISION					WLD	FLD	SEM
				ENG	NEP	MAT	SCI	SOC	HPE	TAP	TAPRD	DIS	FIR	SEC	TIR	PASS			
TANAHUN	42085	1	PURKOT MA VI MULABARI	32.4	46.4	48	27.9	35.5	42.1	15	15	0	2	9	0	11	0	4	20.25
TANAHUN	42086	1	JANA SAHAYOGI MA VI SATISWAR	26.8	49	24.3	23.1	22.8	41	25	24	0	1	5	0	6	0	18	-7.97
TANAHUN	42087	1	CHANDI DEVI RASTRIYA MA VI VY	46.8	59.2	56.3	25.9	43.7	45.4	28	28	1	12	8	0	21	0	7	25.45
TANAHUN	42088	2	BHIM MEMORIAL ENGLISH BOARD	59	48.7	70.3	37.9	64.3	57.1	39	39	4	27	6	0	37	0	2	41.35
TANAHUN	42089	2	FISHTAIL ENGLISH BOARDING SCH	57.4	49.1	65.6	35.2	52.9	48.1	31	31	3	18	4	0	25	0	6	31.94
TANAHUN	42090	1	RASTRIYA MA VI RUPAKOT MAYA	38.2	47.3	40.4	26	31	40.1	43	43	0	6	20	0	26	0	17	13.08
TANAHUN	42091	2	MOUNT ANNAPURNA ENGLISH BO	60.1	63.8	71.7	27	60.4	56.1	37	37	9	19	1	0	29	0	8	33.75
TANAHUN	42092	1	MAHESH SANSKRIT GURUKUL MA	93.6	75.5	83.6	97.9	78.6	67.1	8	8	8	0	0	0	8	0	0	60
TANAHUN	42093	1	AMAR SINGH MA VI DHARAMPANI	29.4	51	31.5	17.1	35.4	42.3	19	19	0	2	7	0	9	0	10	5.33
TANAHUN	42096	1	PRABHAT MA VI TANAHUNSUR-2 S	18.1	37	22.5	11.1	20.9	27.6	17	17	0	0	2	0	2	0	15	-15.9
TANAHUN	42098	1	RATNA MA VI MANPANG	37.8	47.8	43	18.8	39.8	36.7	18	18	0	3	5	1	9	0	9	6.96
TANAHUN	42099	2	RAMJYOTI ENGLISH BOARDING SC	49.7	43.6	58.2	23.6	43.3	49.5	21	21	0	5	11	0	16	0	5	23.04
TANAHUN	42100	1	UDAYA MA VI VYAS-8 THULOTAR	31.9	41.7	27	20.3	32.7	35.4	28	28	0	2	6	0	8	0	20	-5.63
TANAHUN	42101	1	JALDEVI MA VI BHADGAUN VYAS	40.3	46.1	38.1	30.1	37.6	49.3	53	53	1	9	12	0	22	0	31	3.25
TANAHUN	42102	1	AMAR JYOTI MA VI THAPREK-3 TA	27.8	51.8	23.7	29	41.2	41.6	29	29	0	2	7	0	9	0	20	-4.27
TANAHUN	42103	1	JANAKALYAN MA VI DULEGAUND	35.3	42.8	39.8	18.9	46.8	41.5	21	21	0	1	7	0	8	0	13	-0.54
TANAHUN	42104	1	DEEPAK MA VI GAJARKOT-7	27.3	57.8	34.1	19	41.6	39.4	26	26	0	5	4	0	9	0	17	-0.87
TANAHUN	42105	1	MAHENDRODAYA MA VI RAMJAKO	19.3	33.5	11	13.1	19.5	29.1	21	21	0	0	3	0	3	0	18	-14.5
TANAHUN	42106	2	ADARSH ENGLISH SCHOOL THARP	64.3	52.5	61.6	31.7	52.9	48.2	33	33	4	19	6	0	29	0	4	36.59
TANAHUN	42107	2	JEEV JUNA MEMORIAL SECONDAR	55.6	52.7	76.7	35.7	53	58.2	24	24	0	23	1	0	24	0	0	44.53
TANAHUN	42108	2	ARANIKO SECONDARY BOARDING	54.8	63.3	63.6	25	50.9	49.8	57	57	4	25	4	0	33	0	24	16.84
TANAHUN	42109	1	PARBATI SECONDARY SCHOOL MA	20	37.5	17.4	8	25.1	34.6	16	16	0	0	0	0	0	0	16	-22.5
TANAHUN	42110	1	PARAMANANDA SANSKRIT GURUK	72.9	62.3	54.9	84.5	71	54.4	8	8	0	8	0	0	8	0	0	45
TANAHUN	42111	2	VED VEDANGA BIDYALAYA DEVG	70.7	67.2	80.5	88.5	68	59.7	6	6	4	2	0	0	6	0	0	55
TANAHUN	42112	2	NEW MANAKAMANA ENGLISH SEC	58.5	53.6	68.6	38.2	62.2	52.5	50	50	10	27	4	0	41	0	9	34.95
TANAHUN	42113	1	BISHNU SECONDARY SCHOOL, GH	35.3	46.8	26.8	27.7	40.1	46.2	43	43	0	3	13	0	16	0	27	-0.78
TANAHUN	42114	2	MEGHDAHA ENGLISH BOARDING S	65.2	61.8	79.9	50.6	60.1	57.4	30	30	10	18	1	0	29	0	1	47.37
TANAHUN	42115	2	AMAR BHUPU SAINIK ENGLISH SC	54.4	49.1	49.4	25.8	60.8	49.1	34	34	0	18	3	0	21	0	13	18.2
TANAHUN	42116	2	DAMAULI PUBLIC ENGLISH SCHOC	51.6	53.3	52	24.6	45.3	53.8	25	25	0	17	2	0	19	0	6	27.9
TANAHUN	42117	1	KALI GANGA SECONDARY SCHOOL	21.1	30.1	22.9	17.6	18	32.3	41	41	0	1	3	1	5	0	36	-15.6

**PERFORMANCE OF ALL SCHOOLS IN SLC EXAMINATION BY DISTRICTS**  
**2071 BS (2015 AD)**

DISTRICT	SCODE	ST	SCHOOL	AVERAGE MARKS IN COMP. SUBJECTS						STUDENT		PASS DIVISION					WLD	FLD	SEM
				ENG	NEP	MAT	SCI	SOC	HPE	TAP	TAPRD	DIS	FIR	SEC	TIR	PASS			
TANAHUN	42118	2	OZONE PUBLIC SCHOOL, DULEGAU	38.1	50.2	46.6	31.8	32.1	35.4	19	19	0	5	4	0	9	0	10	7.11
TANAHUN	42119	2	LITTLE GARDEN ENGLISH SECOND	58	66.4	75.7	34.3	48.2	55.4	25	25	2	20	0	0	22	0	3	38.1
TANAHUN	42120	2	MAHAMAI BOARDING SCHOOL, VY	52.5	52.5	45.9	30.2	59	48	25	25	1	12	3	0	16	0	9	19.95
TANAHUN	42121	3	NIRMAL SECONDARY SCHOOL, DA	34.1	39.4	29.2	12	28.7	40.8	80	78	0	2	10	0	12	0	66	-13.6
TANAHUN	42122	1	SARWAJYOTI SECONDARY SCHOO	36.8	51.2	31.8	14.6	42.3	46.4	22	22	0	3	2	0	5	0	17	-8.18
TANAHUN	42123	2	BAL SHIKSHA SADAN SECONDARY	45.6	49	51.9	18.4	42.7	48.2	27	27	0	9	2	0	11	0	16	4.17
TANAHUN	42124	1	BAJRAYOGINI SECONDARY SCHOC	36.6	55.8	52.9	37.4	49.4	46	22	22	0	9	10	0	19	0	3	30.68
TANAHUN	42125	2	DAMAULI MODEL ACADEMY VYA	52	49.7	56.6	21.1	39.6	48.7	26	26	0	12	4	0	16	0	10	17.31
TANAHUN	42126	1	MANGALODAYA SECONDARY SCH	26.5	47.3	30.5	25.7	37.1	45.4	33	33	0	3	15	0	18	0	15	9.2
TANAHUN	42127	1	LAXMI SECONDARY SCHOOL DEUI	26.2	43.7	43	24.5	45.3	39.6	19	19	0	0	12	2	14	0	5	17.92
TANAHUN	42128	1	SHIVA SECONDARY SCHOOL KESH	31.2	45.8	33.9	24.8	38.6	45.4	17	17	0	3	5	0	8	0	9	5.96
TANAHUN	42129	2	EKATA SADAN BOARDING SCHOO	40.4	49.5	46.8	38.5	45	55	11	11	0	5	6	0	11	0	0	38.86
TANAHUN	42130	1	SARASWOTI MODEL SECONDARY	25.4	42.1	18.9	10.3	32.7	40.1	33	33	0	0	2	0	2	0	31	-19.1
TANAHUN	42131	1	JANAGANAPATI MA VI, JAMUNE-7	34.8	51.5	29.5	22	37.5	35.6	33	33	0	1	10	0	11	0	22	-3.41
TANAHUN	42132	1	INDU SECONDARY SCHOOL, SHYA	31.8	36.3	35.5	21	31.2	35.6	24	24	0	0	11	2	13	0	11	7.16
TANAHUN	42133	1	RASHTRIYA SECONDARY SCHOOL	23.8	54.4	35.9	25.8	37.2	40.2	19	19	0	3	4	0	7	0	12	0
TANAHUN	42134	2	MOUNT ANNAPURNA ACADEMY, F	61.5	63.4	70.2	35.3	46.4	51.1	42	42	11	23	5	0	39	0	3	42.77
TANAHUN	42135	2	VYAS MANAKAMANA ENGLISH BC	52.9	54.3	55.7	32.4	57.1	45.5	11	11	0	7	2	0	9	0	2	30.68
TANAHUN	42136	2	TANAHUN MANAKAMANA BOARD	47.3	50.4	49.5	37.2	43.3	50.4	10	10	0	4	4	0	8	0	2	27
TANAHUN	42137	1	RAGHU SECONDARY SCHOOL, AR	24.3	44.6	15.1	12.7	33.3	30.7	18	18	0	2	1	0	3	0	15	-11.9
TANAHUN	42138	2	ACTIVE GREENLAND ENGLISH BO	58.3	54.6	65	33.8	53.7	54	22	22	0	18	4	0	22	0	0	42.95
TANAHUN	42139	1	PRITHIVI SECONDARY SCHOOL KII	22.4	40.6	19.1	14.1	34	32.6	21	21	0	0	2	0	2	0	19	-17.1
TANAHUN	42140	1	BHANU SECONDARY SCHOOL VYA	30	46.4	20.4	23.6	39.5	37.6	23	23	0	2	4	1	7	0	16	-4.83
TANAHUN	42141	2	TANAHUN GYANGANGA ENG.BOA	60.2	58.2	57.7	37.8	67.4	52.3	24	24	0	22	2	0	24	0	0	44.06
TANAHUN	42142	1	SHUKLA SECONDARY SCHOOL KA	45	51.4	48.9	24.6	44.2	47.9	14	14	0	3	8	0	11	0	3	24.11
TANAHUN	42143	1	BAL SHIKSHYA NIKETAN SECON	27.7	48.3	35.5	19	40.8	41.1	15	15	0	2	5	0	7	0	8	5.25
TANAHUN	42144	2	DAMAULI HIGHER SECONDARY SC	59.9	59.3	71.5	42.2	65.7	53.7	19	19	5	12	2	0	19	0	0	47.76
TANAHUN	42145	1	KARMADA SECONDARY SCHOOL F	34	48.4	42.2	22.9	38	43.2	34	34	0	4	18	0	22	0	12	15.22
TANAHUN	42146	1	KANYADEVI SECONDARY SCHOOL	27.6	39.9	33.4	15.9	30.3	38.7	15	15	0	0	4	0	4	0	11	-7.5
TANAHUN	42147	2	SAHA RAMJYOTI ACADEMY TANA	37.2	48	25	29.6	33.4	38.4	5	5	1	0	0	0	1	0	4	-6

**PERFORMANCE OF ALL SCHOOLS IN SLC EXAMINATION BY DISTRICTS**  
**2071 BS (2015 AD)**

DISTRICT	SCODE	ST	SCHOOL	AVERAGE MARKS IN COMP. SUBJECTS						STUDENT		PASS DIVISION					WLD	FLD	SEM
				ENG	NEP	MAT	SCI	SOC	HPE	TAP	TAPRD	DIS	FIR	SEC	TIR	PASS			
TANAHUN	42148	1	SHIVA SECONDARY SCHOOL VYAS	30.6	43.7	31.4	20.6	31.8	39.7	19	19	0	1	6	0	7	0	12	-1.18
TANAHUN	42149	1	MAHENDRAJYOTI SECONDARY SC	16	40.3	23.6	9.6	30.4	33.3	7	7	0	0	0	0	0	0	7	-22.5
TANAHUN	42150	1	DHARMA SECONDARY SCHOOL-BE	35.4	53.5	52.4	30.1	42.2	46.5	31	31	0	7	24	0	31	0	0	36.29
TANAHUN	42151	1	SHAHID KRISHNA SECONDARY SC	37.5	58.5	28.9	28.5	46.5	40.1	11	11	0	2	1	0	3	0	8	-5.11
TANAHUN	42153	2	DOVAN ENGLISH BOARDING SCH	60.2	62.9	73	38	54.8	53.7	10	10	0	9	1	0	10	0	0	43.88
SYANGJA	43001	1	MATRIBHUMI HIGHER SECONDAR	32.6	43.5	31.3	22.4	36.1	37.7	69	69	3	3	27	1	34	0	35	6.71
SYANGJA	43002	1	TRI-SHAHEED HIGHER SECONDAR	23.4	37.9	22.6	11.3	24.1	38.3	27	27	0	0	2	0	2	0	25	-18.3
SYANGJA	43003	1	KOLMA BARAHACHOUR MA VI KO	32.6	37.5	33.8	17.1	19.4	28.9	18	18	0	1	1	0	2	0	16	-15.6
SYANGJA	43004	1	NAVA JYOTI HIGHER SECONDARY	27.3	47.1	24.8	16.5	32	41.4	70	70	0	6	20	0	26	0	44	-0.64
SYANGJA	43005	1	TRIBHUVAN ADARSHA MA VI SYA	29.7	45.5	23.5	27.6	33.2	37.8	47	46	0	8	6	1	15	0	31	-2.41
SYANGJA	43006	1	PITAMBAR MA VI KYAKMI	25.3	40.4	24.9	19.6	21.3	36.4	62	62	0	1	11	0	12	0	50	-11.4
SYANGJA	43007	2	JYOTI ENGLISH BOARDING SCHOO	57.3	60.8	71	42.2	55.8	48.5	65	65	10	48	7	0	65	0	0	46.1
SYANGJA	43008	1	MAHIMA MA VI CHISAPANI	32.7	45.8	21.6	20.9	39.1	39.6	41	41	0	4	7	0	11	0	30	-6.31
SYANGJA	43009	1	JANA PRIYA MA VI CHINNEBAS	24.6	39.5	16.1	17.5	28.5	39.3	69	69	0	4	8	0	12	0	57	-12.1
SYANGJA	43010	1	PANCHAKANYA MA VI ARJUN CH	32.9	51.8	28.3	25.5	32.7	36.9	88	87	0	16	13	0	29	0	58	-1.68
SYANGJA	43011	1	JANA PRADIP MA VI CHILAUNEBAS	27.6	43.3	19.8	17.5	44	27.1	31	31	0	2	7	0	9	0	22	-5.44
SYANGJA	43012	1	PRADYUMNA PANERU MA VI RAN	35.5	55.3	48.8	30.8	46	41.4	44	44	0	14	23	0	37	0	7	28.38
SYANGJA	43013	1	MANAKAMANA MA VI, PELKACHA	32	48	32.2	25.2	29.2	29	31	31	0	1	8	1	10	0	21	-4.31
SYANGJA	43014	1	SARBODAYA MA VI AARUCHOUR	32.9	49.1	43	32.7	37.1	36.6	61	61	0	8	34	1	43	0	18	18.47
SYANGJA	43015	1	SHEETALA HIGHER SECONDARY S	35.9	52.9	26.6	23.1	34.3	41.7	37	37	0	5	6	0	11	0	26	-4.26
SYANGJA	43016	1	SIDDHARTHA MA VI PHEDIKHOLA	40.9	54.2	42.3	20.3	36.9	44.4	69	69	0	17	18	0	35	0	34	8.8
SYANGJA	43017	1	RANABIR JANAHIT MA VI KHAHAR	27.9	42.6	17.8	13.8	33.5	37.3	79	79	0	3	5	0	8	0	71	-16.4
SYANGJA	43018	1	SARASWATI MA VI PELAKOT UDIY	33.9	42.2	34.8	23.6	29.4	33.1	73	73	0	13	16	0	29	0	44	1.85
SYANGJA	43019	1	MAHENDRA MA VI DISINKOT	24.7	52.4	28.2	22.8	27.1	40	27	27	0	3	6	0	9	0	18	-2.5
SYANGJA	43020	1	MATRIBHUMI MA VI CHITREBHAN	31.3	49.8	19.8	18.8	29.8	39.7	26	26	0	0	3	0	3	0	23	-16
SYANGJA	43021	1	PURNAMRIT BHAWANI MA VI WAI	30.5	43.3	29.3	20.2	29.3	35.2	101	101	0	17	12	0	29	0	72	-4.46
SYANGJA	43022	1	JANATA MA VI BIRGHA	39.1	56.4	38.8	30.3	35.9	45.5	63	63	3	11	12	1	27	0	36	4.67
SYANGJA	43023	1	DAHATHUM MA VI DAHATHUM	28.9	41.6	30.7	24.5	31.3	37.3	61	61	0	8	17	0	25	0	36	2.03
SYANGJA	43024	1	NARODAYA MA VI PINDIKHOLA	28.6	52.5	22.2	23.3	28.3	40	78	77	0	4	17	0	21	0	56	-6.57
SYANGJA	43025	1	BALSIDDHA MA VI KEWARE BHAN	29.8	46.8	35.3	23.7	39	39.7	54	54	1	11	13	0	25	0	29	6.32

**PERFORMANCE OF ALL SCHOOLS IN SLC EXAMINATION BY DISTRICTS**  
**2071 BS (2015 AD)**

DISTRICT	SCODE	ST	SCHOOL	AVERAGE MARKS IN COMP. SUBJECTS						STUDENT		PASS DIVISION						WLD	FLD	SEM
				ENG	NEP	MAT	SCI	SOC	HPE	TAP	TAPRD	DIS	FIR	SEC	TIR	PASS				
SYANGJA	43026	1	GANGALAL MA VI CHAPAKOT	33.4	46.5	35.8	29.4	38.4	41.6	73	73	1	12	26	1	40	0	33	10.4	
SYANGJA	43027	1	SARBAJANIK MA VI MALUNGA	41.3	49	35.1	19.9	36.1	34.2	79	79	0	12	18	0	30	0	49	0.57	
SYANGJA	43028	1	ADARSHA MA VI LASARGHA	26	37	16	19.8	36.2	34.6	62	62	0	3	4	0	7	0	55	-15.6	
SYANGJA	43029	1	BHANUBHAKTA ACHARYA MA VI	37.6	54.3	34.5	20.2	40	40.9	82	82	6	10	16	0	32	0	50	2.74	
SYANGJA	43030	1	RADHA DAMODAR GYAN JYOTI SA	43.3	57.5	40	29.1	36.9	43.1	22	22	0	6	9	0	15	0	7	18.92	
SYANGJA	43031	1	JANATA MA VI THULADIHI	32.9	47	28.6	16.1	27.5	33.2	42	42	0	3	9	0	12	0	30	-5.63	
SYANGJA	43032	1	BHAWANI MA VI WAIGHA BHANJY	29.6	51.1	20.5	27.8	44.8	43.4	53	53	1	9	5	0	15	0	38	-4.17	
SYANGJA	43033	1	RAJASTHAL MA VI CHANDI KALIK	40.3	57.5	35.4	28.1	32.8	34.7	38	38	0	9	12	0	21	0	17	11.25	
SYANGJA	43034	1	SHREE ARNIKO HIGHER SECONDA	31.6	43.8	37.8	13.6	26.6	30	37	37	0	5	4	0	9	0	28	-7.3	
SYANGJA	43035	1	KAJIMAN HARI TIKA MA VI PUTAL	30.3	46.7	37.6	22	31.9	41	35	35	1	7	7	1	16	0	19	5.94	
SYANGJA	43036	1	BIRENDRA MA VI BALAM JAIPATE	35.7	41.1	22.8	12.4	25.7	30.3	71	70	0	3	5	0	8	0	62	-15.6	
SYANGJA	43037	1	JANAKI MA VI AMILATHUM GEGA	27.5	48	28.3	19.3	35.5	42.6	49	49	0	5	13	0	18	0	31	-0.69	
SYANGJA	43038	1	AMAR JYOTI MA VI LAMDANDA	21.7	42.6	23	17.6	32.9	31.9	26	25	0	3	4	0	7	0	18	-5.4	
SYANGJA	43039	1	SHREE BHAGYODAYA HIGHER SEC	41.8	61	45.3	27.3	50.9	35.8	60	59	0	30	18	0	48	0	11	28.98	
SYANGJA	43040	1	RAJENDRA BHAWANI MA VI, SWOI	21	35.2	16.7	14.5	24.3	38.3	30	30	0	2	5	0	7	0	23	-8.63	
SYANGJA	43041	1	MAJHAKOT MA VI MAJHAKOT	24	38.1	35.7	18.7	25.9	33.5	38	38	0	1	11	1	13	0	25	-3.22	
SYANGJA	43042	1	BHANU HIGHER SECONDARY SCH	23.1	41	21.8	19.5	27.8	33.9	46	46	0	3	8	1	12	0	34	-7.3	
SYANGJA	43043	1	SHAHEED SHUKRA MA VI BASTAR	30.8	54.2	33.3	20.6	39.6	26.3	54	54	0	3	20	4	27	0	27	5.53	
SYANGJA	43044	1	HIMALAYA MA VI TAKSAR	26.2	49	27.5	16.3	22.9	28.1	44	44	0	8	3	0	11	0	33	-6.39	
SYANGJA	43045	2	HIMALAYAN ENGLISH BOARDING	54.5	54	63.6	35.7	52.1	50.7	15	15	1	12	2	0	15	0	0	44.5	
SYANGJA	43046	1	GHURUNKHA MA VI DAHAPOKHA	20.1	34.8	17.7	10.4	22.5	32.8	53	53	0	5	3	0	8	0	45	-12.9	
SYANGJA	43047	1	BHAGAWATI MA VI MIRMIDHAB	30.4	46.2	35.5	28.3	36.1	41.6	68	68	1	13	19	1	34	0	34	8.02	
SYANGJA	43048	2	PIONEERS' ENGLISH BOARDING SC	51.3	53.4	65.8	39.5	46.5	47.3	91	91	7	53	25	0	85	0	6	38.61	
SYANGJA	43049	1	JIVANJYOTI MA VI KUSUM BHANJY	31.1	45.2	42.6	23.7	30.2	38.3	42	42	0	5	11	0	16	0	26	0.27	
SYANGJA	43050	1	SHISHU KALYAN MA VI GWADI NIE	21.4	39.9	18	11.4	27.7	32.9	23	23	0	0	3	0	3	0	20	-15.2	
SYANGJA	43051	1	SHRAWAN MA VI WANGSING	21.1	49.2	23.2	23	32.3	40.8	28	28	0	1	5	0	6	0	22	-10	
SYANGJA	43052	1	SHIWALAYA MA VI BALAMGUTHI	19.3	28.7	15.8	15.1	30.6	27.4	43	43	0	1	3	0	4	0	39	-17	
SYANGJA	43053	1	MAIDAN HIGHER SECONDARY SCH	35.3	50.5	31.6	21.5	49.3	25.3	17	17	0	2	5	1	8	0	9	4.72	
SYANGJA	43054	1	HIMALI MA VI RATNEDOVAN ELAI	26.2	41.3	31.9	18.5	26.8	34.9	48	48	0	5	9	0	14	0	34	-4.92	
SYANGJA	43055	2	BAL BIDHYA VIKASH MA VI WALIN	53.2	49.3	56.8	34.6	49.8	47.4	46	46	4	24	11	0	39	0	7	33.34	

**PERFORMANCE OF ALL SCHOOLS IN SLC EXAMINATION BY DISTRICTS**  
**2071 BS (2015 AD)**

DISTRICT	SCODE	ST	SCHOOL	AVERAGE MARKS IN COMP. SUBJECTS						STUDENT		PASS DIVISION					WLD	FLD	SEM
				ENG	NEP	MAT	SCI	SOC	HPE	TAP	TAPRD	DIS	FIR	SEC	TIR	PASS			
SYANGJA	43056	1	JANASEWA MA VI KALIKAKOT DU	30.5	36.8	23.8	19.1	31.9	30.6	46	46	0	8	9	0	17	0	29	0.24
SYANGJA	43057	1	MAHENDRA MA VI JAGAT BHANJH	30.1	36.9	23	16.6	27.4	38.9	43	43	0	2	3	0	5	0	38	-15.4
SYANGJA	43058	1	DIVYA PRAKASH HIGHER SECOND	30.6	46.7	25.8	24.5	23.5	28.7	33	33	0	2	6	1	9	0	24	-6.77
SYANGJA	43059	1	JANAADARSHA HIGHER SECONDA	31.5	52	41	24.8	29.3	29.3	27	27	0	3	9	0	12	0	15	3.75
SYANGJA	43060	1	KALIKA MA VI JHAPAKOT	36	43.9	26.4	15	34	41.1	83	83	0	8	7	1	16	0	67	-10.7
SYANGJA	43061	2	BHU PU SAINIK ENGLISH AWASIYA	43.7	43.4	54.2	32.8	39.5	40.3	60	60	1	22	21	0	44	0	16	23.31
SYANGJA	43062	1	GALKOT MA VI JEMUHA	31.1	48.4	29.5	14.9	33.3	39	55	55	0	9	8	0	17	0	38	-3.27
SYANGJA	43063	1	JANA MA VI RAPAKOT	28.3	48.9	34.5	24.6	36.1	38.6	50	50	0	6	16	0	22	0	28	3.6
SYANGJA	43064	1	DARAUN MA VI DARAUN	40.1	45.4	33.6	26.3	32.3	34.2	43	43	0	5	12	0	17	0	26	1.05
SYANGJA	43065	2	CHIRAG AWASIYA MA VI GALYAN	58.3	57.3	68.9	33.5	51.3	37	71	71	10	39	10	0	59	0	12	34.12
SYANGJA	43066	1	DAMGADE MA VI FEDIKHOLA 8	30.7	50.6	43.3	26.9	30.1	36.2	15	15	0	3	6	0	9	0	6	13.5
SYANGJA	43067	1	RASTRIYA MA VI MIRDI WALING	34.2	45.4	36.9	26.1	28.7	38.3	45	45	0	5	14	1	20	0	25	3.53
SYANGJA	43068	1	RAMKOSH PHOOLBARI MA VI GAN	36.5	53.5	35.8	29.9	43	38.3	19	19	0	2	10	0	12	0	7	14.21
SYANGJA	43069	1	NEPAL RASTRA MA VI CHOKTHAN	28.6	40.9	21.8	20.1	39.6	32.6	44	44	0	5	5	1	11	0	33	-7.38
SYANGJA	43070	1	JANA HIT MA VI RATNAPUR JYAGD	27.4	42.8	28.4	24.4	31.3	32.9	53	53	0	2	15	3	20	0	33	-1.4
SYANGJA	43071	1	RASTRIYA MA VI BICHARI CHAUTA	23.6	50.7	27.5	21.9	28.7	39.1	26	26	0	4	7	0	11	0	15	3.03
SYANGJA	43072	1	SARASWATI MA VI NAGDANDA GA	30.5	54.8	30.6	21.3	36.6	38.7	21	21	0	6	2	0	8	0	13	2.14
SYANGJA	43073	1	JANAPRIYA MA VI BHATKHOLA	31.7	52.9	42.1	29.2	29.8	34.1	35	35	0	4	18	0	22	0	13	14.14
SYANGJA	43074	1	CHANDIDANDA MA VI MATTIKHAN	35.9	46.7	24	18.4	22.9	27.4	25	22	0	2	4	0	6	0	16	-6.14
SYANGJA	43075	2	ARMADI ENGLISH BOARDING SCH	48.7	47.3	49.6	30.4	44.3	46.6	30	30	0	11	17	0	28	0	2	34.13
SYANGJA	43076	1	LAXMI MA VI BODIBHANJYANG TH	28.2	44.4	19.1	15.8	24.9	37.5	54	54	0	4	7	0	11	0	43	-10.2
SYANGJA	43077	1	BHABISHYA NIRMAN HIGHER SEC	22.7	43	24.5	21.8	18.8	21.9	29	28	0	3	4	0	7	0	21	-7.23
SYANGJA	43078	2	LITTLE FLOWER ENGLISH BOARDI	62.2	69.5	49.6	38	46	50.8	13	13	2	10	1	0	13	0	0	46.44
SYANGJA	43079	1	BHOJ PRAKASH HIGHER SECONDA	34.4	53.4	47.2	30.1	35.2	43.4	32	32	0	10	12	2	24	0	8	22.59
SYANGJA	43080	1	RAM MANDIR MA VI DARSINGNAR	36.5	44.3	32.5	18.3	30.9	39.4	28	28	0	7	6	0	13	0	15	6.43
SYANGJA	43081	1	JANA HIT MA VI KARIKOT CHANDI	20.6	43.2	17.1	26.4	34.6	37.3	38	38	0	2	5	0	7	0	31	-11.5
SYANGJA	43082	2	EVER GREEN ENGLISH BOARDING	58	58.3	68.8	35.6	54.3	49.7	20	20	5	9	3	0	17	0	2	38.06
SYANGJA	43083	2	BAL JYOTI ENGLISH BOARDING SC	56.7	60.5	69.4	29.7	58.8	48	42	42	3	27	3	0	33	0	9	30.8
SYANGJA	43084	1	SARASWATI VIDHYA MANDIR MA	24.6	45.7	21.5	16.2	23.2	37.8	25	25	0	0	3	0	3	0	22	-15.8
SYANGJA	43085	2	ROSHANI ENGLISH BOARDING SCH	60.1	57.4	68.3	44.7	57.7	49.4	67	67	6	59	1	0	66	0	1	45.17



**PERFORMANCE OF ALL SCHOOLS IN SLC EXAMINATION BY DISTRICTS**  
**2071 BS (2015 AD)**

DISTRICT	SCODE	ST	SCHOOL	AVERAGE MARKS IN COMP. SUBJECTS						STUDENT		PASS DIVISION					WLD	FLD	SEM
				ENG	NEP	MAT	SCI	SOC	HPE	TAP	TAPRD	DIS	FIR	SEC	TIR	PASS			
SYANGJA	43086	1	NU BAHAKOT MA VI BAHAKOT BH	24.1	45.1	20.2	14.6	32.2	35.2	13	13	0	1	0	0	1	0	12	-17.3
SYANGJA	43087	1	KALIKA MA VI NIBUWAKHARKA	25.5	43.8	25.4	22.4	27.4	28.1	43	43	0	0	12	1	13	0	30	-5.72
SYANGJA	43088	2	BHUPU SAINIK HIGHER SECONDAR	59.8	61.2	64.5	39.8	49.3	48.9	37	37	3	25	8	0	36	0	1	41.96
SYANGJA	43089	2	SITALA DEVI ENGLISH BOARDING	56.6	59.3	58.3	37.5	49.3	49	23	23	1	17	3	0	21	0	2	38.32
SYANGJA	43090	2	ADARSHA ENGLISH BOARDING SC	51.7	49.2	69.5	48.9	53.5	49	49	49	10	25	10	0	45	0	4	40.26
SYANGJA	43091	1	SANKHAR MOHAMI MA VI SANKH	38.1	42.7	33.6	33.4	24.7	43.6	18	18	0	3	2	0	5	0	13	-5
SYANGJA	43092	1	BHAGAWATI MA VI PHAPARTHUM	33.5	48.3	23.6	19.5	44.1	22.5	22	21	0	2	5	1	8	0	13	-0.46
SYANGJA	43093	2	NEPAL ADARSHA MA VI WALING	53.3	55.9	61.6	36.6	47.9	47.3	39	39	1	25	10	0	36	0	3	37.31
SYANGJA	43094	2	KALIKA ENGLISH BOARDING SCH	52.7	60	54	37.3	62.3	34.6	20	20	2	11	0	0	13	0	7	22.88
SYANGJA	43095	1	JANAPRIYA MA VI BANGSINGH KA	30.1	54.3	37.3	27.3	32.4	43.4	7	7	0	1	4	0	5	0	2	19.29
SYANGJA	43096	1	PAKAWADI BHANJYANG MA VI PA	23	36.7	21.5	19.7	24.1	38.8	22	22	0	2	2	0	4	0	18	-11.3
SYANGJA	43097	1	SATYA SHEELA MA VI PINDIKHOL	31	53.3	22.7	23.9	30.8	42.6	30	30	0	4	5	0	9	0	21	-4.13
SYANGJA	43098	2	SAGARMATHA ENGLISH BOARDIN	52.9	52.8	73.1	38.6	50	50.4	32	32	6	16	9	0	31	0	1	42.54
SYANGJA	43099	1	JAMUNE DANDA MA VI BIRUWA A	22.4	37.6	19.6	14.4	25.5	38.1	19	19	0	0	2	1	3	0	16	-14.1
SYANGJA	43100	1	GHANTE MA VI GHANTE	26.2	44.1	26.2	22.4	29.9	31.4	24	24	0	1	9	0	10	0	14	1.41
SYANGJA	43101	2	KALIGANDAKI PUBLIC SCHOOL PA	56.1	58.8	61.4	44.3	48.8	59	46	46	12	20	9	0	41	0	5	39.38
SYANGJA	43102	1	BARAH JANASHRAM SECONDARY	31.7	53	25.6	23.9	31.1	41.9	15	15	0	1	2	0	3	0	12	-10.5
SYANGJA	43103	1	KALA BHAIRAB MA VI PHEDIKHOL	30.8	45	36.3	23.1	26.4	33	24	24	0	1	8	0	9	0	15	-0.94
SYANGJA	43104	1	SHRAWAN MA VI PUTALIBAZAR	32.4	49	34.8	18.8	30.6	38.8	25	25	0	1	7	0	8	0	17	-4.05
SYANGJA	43105	1	JANAJYOTI MA VI KUWAKOT	35.3	54.1	37.3	23	35.1	37.6	38	38	0	7	13	0	20	0	18	9.18
SYANGJA	43106	1	GYANODAYA MA VI PAKAWADI	26.4	46.1	25.3	16.1	33	39.9	44	44	0	3	9	0	12	0	32	-6.39
SYANGJA	43107	2	SYANGJA HIGHER SECONDARY SC	58.6	59.6	63	27.7	47.7	56.6	28	28	3	18	1	0	22	0	6	31.74
SYANGJA	43108	2	BHU PU SAINIK COMMUNITY ACAI	57.7	62.7	63.8	29.2	60.4	47.3	38	37	4	28	2	0	34	0	3	40.54
SYANGJA	43109	1	DHRUBA JYOTI SECONDARY SCH	26.3	52.1	23.1	20.5	27	43.1	27	27	0	0	5	0	5	0	22	-12.1
SYANGJA	43110	2	GYANODAYA ENGLISH BOARDING	54.4	46.8	47.8	22.2	39.1	40.7	39	39	0	13	9	0	22	0	17	12.98
SYANGJA	43111	1	MAHENDRA DARSHAN SECONDAR	31.1	45	28	16.1	27.2	39.8	39	39	0	1	12	1	14	0	25	-2.27
SYANGJA	43112	1	SIRUKHARKA JOGISTHAN SECOND	22.7	37	21.6	22.4	21.6	37.8	15	15	0	1	0	0	1	0	14	-18
SYANGJA	43113	2	SISHU NIKETAN ENGLISH BOARDIN	56.5	54.2	53.1	24.3	44.6	45.7	24	24	2	11	0	0	13	0	11	15.31
SYANGJA	43114	2	LITTLE STEP ENGLISH BOARDING S	40.7	45.5	42.5	27.8	52.5	34.7	6	6	0	1	3	0	4	0	2	16.88
SYANGJA	43115	1	DEURALI SECONDARY SCHOOL SH	34.8	47.3	39.5	34.7	41.5	46.2	31	31	0	10	8	0	18	0	13	13.79

**PERFORMANCE OF ALL SCHOOLS IN SLC EXAMINATION BY DISTRICTS**  
**2071 BS (2015 AD)**

DISTRICT	SCODE	ST	SCHOOL	AVERAGE MARKS IN COMP. SUBJECTS						STUDENT		PASS DIVISION					WLD	FLD	SEM
				ENG	NEP	MAT	SCI	SOC	HPE	TAP	TAPRD	DIS	FIR	SEC	TIR	PASS			
SYANGJA	43116	2	SWABHIMAN SECONDARY ENGLIS	54.6	51.9	47.7	37	39.7	43.8	15	15	0	5	9	0	14	0	1	33.75
SYANGJA	43117	1	SARASWATI SECONDARY SCHOOL	36.2	55.7	39.9	38.7	41.5	45.7	18	18	0	8	5	0	13	0	5	23.12
SYANGJA	43118	2	JEEVAN JYOTI ENGLISH BOARDING	49.8	55.6	61.3	38.8	55.9	46.6	48	48	1	31	15	0	47	0	1	40.39
SYANGJA	43119	1	PUBLIC ACADEMY SECONDARY SC	43.8	52.4	35.4	38.5	33.6	50.6	21	21	0	8	7	0	15	0	6	21.96
SYANGJA	43120	1	JANA JAGRITI SECONDARY SCHOC	26.5	39.5	22.8	18.5	25.4	35.1	24	24	0	0	4	1	5	0	19	-11.2
SYANGJA	43121	1	JANAPRIYA SECONDARY SCHOOL	25.3	48.9	24.2	19.3	36.2	31.2	55	55	0	6	9	1	16	0	39	-5.09
SYANGJA	43122	1	ANDHA-ANDHI PRAKASH SECOND	23.8	50.9	24.8	22.2	31.3	41	19	17	0	2	4	0	6	0	11	-1.32
SYANGJA	43123	1	BAJRE BHANGJYANG SECONDARY	24.8	34.7	22.1	19	31.1	31.4	37	37	0	3	5	3	11	0	26	-5.66
SYANGJA	43124	1	UPALLO PEKHU SECONDARY SCHC	34.3	52.4	26.2	25.4	32.5	38.8	24	24	0	1	7	0	8	0	16	-3.28
SYANGJA	43125	1	BHUMRE SECONDARY SCHOOL W	32	46	29	17.4	31.7	36.4	34	34	0	5	6	0	11	0	23	-2.65
SYANGJA	43126	1	PIPAL DANDA SECONDARY SCHOC	29.5	42.6	29.5	26	30.4	36.2	29	29	0	0	15	0	15	0	14	6.59
SYANGJA	43127	1	JANA HIT SECONDARY SCHOOL TH	30.5	52.8	34.9	30.6	36.2	38.9	36	36	0	6	13	2	21	0	15	11.65
SYANGJA	43128	1	SATYADEVI SECONDARY SCHOOL	31.6	46.6	36.3	31.1	36.6	44.6	17	17	0	2	7	0	9	0	8	8.6
SYANGJA	43129	2	MOTHERLAND ENGLISH BOARDIN	48.9	57.6	57.5	31.3	43.8	38.9	14	14	1	4	4	0	9	0	5	18.75
SYANGJA	43130	1	KHADGAKALI SECONDARY SCHOC	26.6	55.5	31	21.5	30.6	40.2	28	28	0	2	8	0	10	0	18	-1.61
SYANGJA	43131	2	BHU PU SAINIK SHANTIPRIYA ACA	46.7	46	35.8	25.1	41.3	41	36	36	2	7	8	0	17	0	19	7.71
SYANGJA	43132	1	SEPAT SIRANCHOUR MA VI WANG	32	59	36.1	30.7	36.4	42.8	24	24	0	5	7	0	12	0	12	7.97
SYANGJA	43133	1	SHARADA MANDIR SECONDARY S	29.8	49.9	27.9	25.6	44.6	28.2	18	18	0	5	3	2	10	0	8	10.79
SYANGJA	43134	1	SHEETALA SECONDARY SCHOOL A	34.2	52.9	36	26.3	29.8	31.9	15	15	0	1	5	0	6	0	9	0.75
SYANGJA	43135	1	DABHUNG THANTI SECONDARY SC	32.1	62.9	45	28	49.5	46.7	22	22	0	10	5	0	15	0	7	20.97
SYANGJA	43136	1	MAHENDRA JYOTI SECONDARY SC	28.2	49.9	15.7	18.9	26.2	44.9	30	30	0	1	2	0	3	0	27	-16.5
SYANGJA	43137	1	BHARATI SECONDARY SCHOOL, K	25.9	50.3	26.5	17.5	35.4	36.4	13	13	0	0	4	0	4	0	9	-5.19
SYANGJA	43138	2	ARJUN CHOUPARI CHILDRENS ACA	55.3	63.7	60.9	37.9	50.2	36.8	20	20	0	10	2	0	12	0	8	16.88
SYANGJA	43139	1	THULI BHANJYANG SECONDARY S	31.4	39.7	29.3	22.9	19.3	29.4	19	18	0	0	4	0	4	0	14	-10
SYANGJA	43140	1	JANAKALYAN SECONDARY SCHOC	28.3	43.1	25.5	19.1	29.5	33.2	29	29	0	1	5	2	8	0	21	-7.27
SYANGJA	43141	2	PEACE ZONE INTEGRATED EDUCA	49.9	51.8	55	31.6	41.4	44.6	34	34	0	16	9	0	25	0	9	24.15
SYANGJA	43142	3	PURNAMRIT BHAWANI SECONDAR	19.9	31	15.3	12.6	17.5	25.7	22	20	0	0	1	0	1	0	19	-19.7
SYANGJA	43143	2	BALODAYA SECONDARY ENGLISH	59.5	57.7	66.4	40.8	48.2	61.6	18	18	4	12	1	0	17	0	1	43.96
SYANGJA	43144	1	GURUKUL BED VIDHYASHRAM CH	56.5	63	32	47.5	34.5	37.5	2	2	0	1	0	0	1	0	1	11.25
SYANGJA	43145	1	AADHARBHUT SECONDARY SCHO	25.6	45.7	21.5	24.3	31.2	41.8	19	19	0	2	3	0	5	0	14	-6.51

**PERFORMANCE OF ALL SCHOOLS IN SLC EXAMINATION BY DISTRICTS**  
**2071 BS (2015 AD)**

DISTRICT	SCODE	ST	SCHOOL	AVERAGE MARKS IN COMP. SUBJECTS						STUDENT		PASS DIVISION					WLD	FLD	SEM
				ENG	NEP	MAT	SCI	SOC	HPE	TAP	TAPRD	DIS	FIR	SEC	TIR	PASS			
SYANGJA	43146	1	BALKALYAN SECONDARY SCHOOL	25.7	55	25.6	23	27.1	39.6	27	27	0	1	7	0	8	0	19	-5.42
SYANGJA	43147	1	ADARSHA SECONDARY SCHOOL, S	37.9	52.8	49.9	29.1	31.4	51.1	19	19	0	7	6	0	13	0	6	20.13
SYANGJA	43148	1	BHURUNG CHAUKI SECONDARY S	28.7	46.7	30.9	22.4	34.9	41.5	24	24	0	2	6	0	8	0	16	-2.81
SYANGJA	43149	1	AMALA BHANJYANG SECONDARY	22	35.7	21.1	21.3	18	38.2	23	23	0	0	5	0	5	0	18	-10.3
SYANGJA	43150	1	SARASWATI SECONDARY SCHOOL	35.6	48.7	31.9	26.1	37.2	39.7	29	29	0	4	7	0	11	0	18	0.39
SYANGJA	43151	1	RASTRIYA SECONDARY SCHOOL, I	23.1	39.7	13.8	19.4	38.7	28.9	29	29	0	0	1	0	1	0	28	-20.6
SYANGJA	43152	1	SHREE SHARADA MA.VI. THULADI	31.8	49.9	33.7	18.3	37.6	40.2	12	12	0	1	3	0	4	0	8	-2.81
SYANGJA	43153	1	SHREE JANA HIT SECONDARY SCH	24.6	48	25.5	20.6	27.5	37.2	34	34	0	1	7	0	8	0	26	-8.93
SYANGJA	43154	1	SHREE BAINDI SECONDARY SCHO	28.2	49.3	28.9	14.9	26	33.3	30	30	0	2	7	0	9	0	21	-4.88
SYANGJA	43155	1	SHREE KALIGANDAKI SECONDARY	36.4	54.4	52.2	32.5	37.6	39.2	18	18	1	4	10	0	15	0	3	28.33
SYANGJA	43156	2	GALYANG BHU PU SAINIK BOARDI	39.1	28.1	30.8	26.4	32.8	32.3	8	7	0	1	5	0	6	0	1	27.32
SYANGJA	43157	2	SOPAN SECONDARY E B S PUTALIE	59.7	45.5	55.7	34.5	47.7	44.3	6	6	0	4	1	0	5	0	1	31.88
SYANGJA	43158	2	NATIONAL GOLDEN FUTURE E B S	57.7	56.5	46.6	23.1	53.7	49	15	15	0	6	3	0	9	0	6	15.75
SYANGJA	43159	2	DHRUBODAYA SECONDARY ENGL	59.7	65.6	66.5	43.8	45.7	46.5	10	10	0	10	0	0	10	0	0	45
SYANGJA	43160	1	SIRKOT SECODARY SCHOOL KALIE	26.2	39.5	35.9	26.1	27.8	31.5	22	22	0	0	8	2	10	0	12	2.18
SYANGJA	43161	2	CONSCIENCE ENGLISH BOARDING	60.9	58.7	53.4	33.2	39.7	38.4	14	14	0	6	4	0	10	0	4	22.5
SYANGJA	43162	1	JANAKALYAN SECONDARY SCHO	33.9	46.8	32	23.4	29.7	43.1	28	28	0	2	10	0	12	0	16	2.41
SYANGJA	43163	2	WALING SCHOLARS EDUCATION A	55.7	59.2	66.5	51.3	61.2	52.7	6	6	2	2	2	0	6	0	0	46.25
NAWALPARASI	44001	1	ADARSHA MA VI PARASIBAZAR	16.4	23.9	8.6	7.5	22.3	21.8	104	103	0	1	10	0	11	0	92	-16.4
NAWALPARASI	44002	1	TRIBHUVAN MA VI BULINGTAR	24.6	34.6	17.9	13.6	30.4	29.8	74	73	0	1	11	1	13	0	59	-12.2
NAWALPARASI	44003	1	DAUNNEDEVI HIGHER SECONDAR	30.2	41.7	37.3	17.3	37.4	34.5	69	69	0	6	20	0	26	0	43	-0.33
NAWALPARASI	44004	1	SIDDHARTHA MA VI KUSHMA	24.2	30.6	29	15.6	31.3	30.2	60	60	0	4	6	4	14	0	46	-9.27
NAWALPARASI	44005	1	RASTRIYA MA VI CHHIWANI	24	40	20.9	16.3	32.1	34.2	91	90	0	8	14	0	22	0	68	-7.75
NAWALPARASI	44006	1	JAGANNATH MA VI RAMNAGAR	34.1	47.2	38.4	20.1	36.2	38.2	71	71	0	12	21	0	33	0	38	5.55
NAWALPARASI	44007	1	PAWAN MA VI PARASI	23.2	36.7	29.8	17.3	33.9	36.6	145	144	0	14	27	1	42	0	101	-4.91
NAWALPARASI	44008	1	RAJA MAHATMA PURNA BHADRA	21.7	34.4	16.6	10.7	27.5	28.4	106	100	0	2	11	0	13	0	87	-15
NAWALPARASI	44009	1	NITYANANDA RATNA K MA VI JAH	25.6	37.3	19	12.6	32.3	31.5	42	42	0	0	10	0	10	0	32	-9.11
NAWALPARASI	44010	1	SARASWATI MA VI KUNJANPUR	28.3	40.8	35.5	19.1	41.3	35.1	70	70	0	13	14	1	28	0	42	1.95
NAWALPARASI	44011	1	JANAJYOTI MA VI PRAGATINAGAR	38.9	50.3	48	27.5	48.9	43.4	86	86	4	25	26	0	55	0	31	17.97
NAWALPARASI	44012	1	JANATA MA VI DANDA	34.4	45.4	29.5	20.6	37.2	36.6	86	85	0	13	19	0	32	0	52	0.66

**PERFORMANCE OF ALL SCHOOLS IN SLC EXAMINATION BY DISTRICTS**  
**2071 BS (2015 AD)**

DISTRICT	SCODE	ST	SCHOOL	AVERAGE MARKS IN COMP. SUBJECTS						STUDENT		PASS DIVISION					WLD	FLD	SEM
				ENG	NEP	MAT	SCI	SOC	HPE	TAP	TAPRD	DIS	FIR	SEC	TIR	PASS			
NAWALPARASI	44013	1	DEVCHULI MA VI RAJAHAR	28.9	43.9	42.2	20.4	37.7	38.7	87	85	0	10	29	2	41	0	44	5.73
NAWALPARASI	44014	1	TRIBHUVAN MA VI BELATARI	26.6	37.6	22.2	14.3	34.4	36.6	78	78	0	3	10	0	13	0	65	-12.7
NAWALPARASI	44015	1	JANAK MA VI GAINDAKOT	47.4	57.1	53.1	32.3	46.9	47.6	130	130	4	71	31	0	106	0	24	30.32
NAWALPARASI	44016	1	JANATA MA VI MANGALCHOUR AP	24.1	38.1	35.7	21.8	37.8	36	81	78	1	3	35	3	42	0	36	8.18
NAWALPARASI	44017	1	RATNA RAJYA LAXMI HIGHER SEC	41.6	52.4	51.6	27.4	47.6	46.9	118	118	4	41	43	0	88	0	30	24.25
NAWALPARASI	44018	1	JANATA MA VI BHUJAHAWA	21.3	31.4	20	18.4	34.1	29.4	58	56	0	4	13	1	18	0	38	-3.79
NAWALPARASI	44019	1	DEDHGAUN MA VI DEDHGAUN	29.1	38.7	30.8	17.5	25.9	36.7	24	24	0	2	3	0	5	0	19	-9.84
NAWALPARASI	44020	1	NARAYANI GANDAKI MA VI TRIBE	18.5	35.3	31.1	15.4	31.1	33.3	41	39	0	5	4	1	10	0	29	-6.88
NAWALPARASI	44021	1	KUMARWARTI MA VI KOLHUWA	28.9	41.8	31.6	20.3	36.4	41.5	114	114	0	14	34	1	49	0	65	2.97
NAWALPARASI	44022	1	NAWA JAGARAN MA VI CHORMAR	32.8	44.5	38.8	22.5	40.6	40.8	111	111	3	22	24	3	52	0	59	6.53
NAWALPARASI	44023	1	MAHAKABI DEVKOTA MA VI SUNA	37.1	49.8	39.2	24.6	45.3	44.7	89	89	9	20	17	1	47	0	42	12.28
NAWALPARASI	44024	1	SHIVA HIGHER SECONDARY SCHO	44.9	56.9	52.8	37.3	50.9	47.5	86	86	5	38	35	0	78	0	8	35.01
NAWALPARASI	44025	1	SARSAWATI SANSKRIT TATHA SAI	25.7	41	24	18.7	39.6	37.2	89	89	1	2	17	1	21	0	68	-8.79
NAWALPARASI	44026	1	DIPENDRA HIGHER SECONDARY S	26.6	43.2	25.8	19.7	39.5	37.9	113	113	2	4	28	2	36	0	77	-3.89
NAWALPARASI	44027	1	LAXMI HIGHER SECONDARY SCHC	35.6	51.4	52.5	27.3	43.5	43.3	78	78	0	23	38	0	61	0	17	24.81
NAWALPARASI	44028	1	BHANUDAYA HIGHER SECONDARY	28.6	46.8	34.3	19.9	43.2	37.5	55	55	0	7	16	1	24	0	31	3.3
NAWALPARASI	44029	1	DIBYAJYOTI HIGHER SECONDARY	34.5	46	46.7	21.9	39	37.1	130	130	4	19	36	2	61	0	69	6.2
NAWALPARASI	44030	1	ADARSA MA VI JAMUNIYA SEMAR	19.9	28.9	17	15.2	25.8	24.8	102	102	0	0	10	1	11	0	91	-16.5
NAWALPARASI	44031	1	JANTA MA VI MANARI	24.5	31.8	18.8	12.1	29	29.6	68	68	0	4	7	1	12	0	56	-12.1
NAWALPARASI	44032	1	ADARSA MA VI KHOKHARPURA	20.3	30.4	14.5	11.5	28.2	26.5	60	59	0	1	8	1	10	0	49	-12.9
NAWALPARASI	44033	1	BEL BHANJYANG MA VI RUKUWA	26.4	41.5	26.4	18.4	36	38.9	40	40	0	2	8	1	11	0	29	-6.71
NAWALPARASI	44034	1	SHREE JANATA HIGHER SECONDA	31.5	51.9	40.3	29.1	44.4	43.7	75	75	0	18	29	1	48	0	27	16.07
NAWALPARASI	44035	1	WAKWANI MA VI JARGAHA	36.9	51.5	42.6	28.6	43.8	43.9	61	61	1	18	18	0	37	0	24	15.37
NAWALPARASI	44036	1	SHANTI NIKUNJA MA VI KANCHAN	28.4	41.1	26.2	16.7	34.2	33.9	75	71	0	2	20	2	24	0	47	-3.44
NAWALPARASI	44037	1	GANGA MA VI GANGABASTI	22	34.9	23.2	14.3	31.2	28.9	83	81	0	6	9	1	16	0	65	-10.7
NAWALPARASI	44038	1	KALIKA HIGHER SECONDARY SCH	41.2	54.2	38.5	25.7	45.1	41.3	91	91	2	30	17	0	49	0	42	12.07
NAWALPARASI	44039	1	PASHUPATI SANGBED AWASIYA S	45.3	41.9	27.4	46	37.9	34	10	10	0	0	5	2	7	0	3	14.93
NAWALPARASI	44040	1	JANA JAGRITI MA VI PARSAUNI	17.4	27.8	18.6	9.9	27.8	26.4	47	47	0	1	3	0	4	0	43	-17.5
NAWALPARASI	44041	1	GYANODAYA MA VI PARSAUNI	27.9	42.8	38.1	24.7	32.7	41.5	114	114	0	17	32	2	51	0	63	4.17
NAWALPARASI	44042	1	BHIMSEN ADARSHA HIGHER SECO	42.4	60	53.1	30.8	54.3	48.3	158	158	12	78	44	0	134	0	24	32.75

**PERFORMANCE OF ALL SCHOOLS IN SLC EXAMINATION BY DISTRICTS**  
**2071 BS (2015 AD)**

DISTRICT	SCODE	ST	SCHOOL	AVERAGE MARKS IN COMP. SUBJECTS						STUDENT		PASS DIVISION					WLD	FLD	SEM
				ENG	NEP	MAT	SCI	SOC	HPE	TAP	TAPRD	DIS	FIR	SEC	TIR	PASS			
NAWALPARASI	44043	1	JANATA MA VI MAGARKOT	25.1	39	24.4	21.6	38	36.1	36	36	0	1	6	1	8	0	28	-9.96
NAWALPARASI	44044	2	SAYAPATRI ENGLISH MA VI PARAS	55.1	55.5	72.5	39.3	55.2	52.3	95	95	14	71	8	0	93	0	2	44.84
NAWALPARASI	44045	1	TRIBHUWAN BAL MA VI DHOKI	34.9	55.4	50.4	28.1	44.8	43.6	50	50	0	21	16	0	37	0	13	23.85
NAWALPARASI	44046	2	GAINDAKOT NAMUNA MA VI GAIN	57.4	57.7	73.5	42	53.5	49.3	61	61	12	39	6	0	57	0	4	42.42
NAWALPARASI	44047	2	SIDDHARTHA AWASIYA MA VI KA	59.4	62.6	76.6	48.8	58.6	55.5	96	96	24	67	2	0	93	0	3	46.41
NAWALPARASI	44048	2	CONTINENTAL ENGLISH BOARDIN	57.8	55.3	63.9	34.9	51.8	50.2	39	39	4	22	10	0	36	0	3	38.46
NAWALPARASI	44049	1	JANATA MA VI DAINHAWA AMARA	24.6	40.9	16	12	33.8	37.4	81	81	0	4	9	0	13	0	68	-12.9
NAWALPARASI	44050	2	VISHWA JYOTI ENGLISH BOARDIN	55.8	63	71	40.8	60	49.2	83	83	15	55	9	0	79	0	4	43.24
NAWALPARASI	44051	2	LUMBINI MA VI SUNWAL	51.8	58.9	61.3	32.5	54.5	49.2	56	56	6	27	10	0	43	0	13	28.93
NAWALPARASI	44052	1	NEPAL MA VI DIVYAPURI	45.9	54.8	68.3	39.5	46.9	48.1	91	91	12	43	26	0	81	0	10	36.35
NAWALPARASI	44053	1	BALMIKI MA VI MOTIBASTI MAK	22.9	36	20.6	14.4	30.2	31.7	79	77	0	6	8	2	16	0	61	-10.2
NAWALPARASI	44054	2	SARASWATI NIKETAN SECONDARY	51.4	49.9	58.7	28	48.1	46.6	47	47	2	20	12	0	34	0	13	24.1
NAWALPARASI	44055	1	JANATA MA VI HARKAPUR	41.4	51.8	49.4	31.1	42.8	44.9	92	92	4	27	40	0	71	0	21	25.35
NAWALPARASI	44056	1	DEEPAK MA VI PAKLIHAWA	16.5	25.5	18.9	7.8	28	24.5	75	74	0	0	5	0	5	0	69	-18.7
NAWALPARASI	44057	1	BHAGAWATI MA VI HARDIACHAPY	24.1	42.5	22.7	17.8	41	38.4	38	38	0	2	6	1	9	0	29	-8.84
NAWALPARASI	44058	1	JANAJYOTI MODEL MA VI PRAGA	29.8	52.6	42.6	21.8	43.3	38.8	41	41	0	9	12	0	21	0	19	9.33
NAWALPARASI	44059	1	RAJ NARAYAN MA VI GERAMI	29.7	37.7	29.8	16.8	32.7	34.9	46	46	0	4	14	1	19	0	27	1.5
NAWALPARASI	44060	1	DHARMATMA MA VI MITHUKARA	35.3	47.2	38.1	22.6	38.1	40.3	47	47	0	6	27	0	33	0	14	18.43
NAWALPARASI	44061	2	NEW LIFE SECONDARY SCHOOL, B	57.2	58.8	67.1	32.8	54	51	73	73	2	55	10	0	67	0	6	38.32
NAWALPARASI	44063	1	CHHATTISA DEVI MA VI KOTTHAR	19.5	30.1	18.8	11.1	28.2	27.2	34	34	0	0	4	0	4	0	30	-15.9
NAWALPARASI	44064	1	YADAV MA VI TAMASPUR NAWAL	24.3	47.2	26.2	19.4	40.6	43.9	45	45	0	5	10	0	15	0	30	-2.5
NAWALPARASI	44066	2	SOM NATH BABA HIGHER SECOND	40.8	51.7	58.4	31	45.9	44.8	65	65	6	25	17	0	48	0	17	25.79
NAWALPARASI	44067	1	JANSEWA MA VI SUNWAL	27.8	49.7	38.1	30.2	44.3	44.5	85	85	1	14	33	0	48	0	37	11.43
NAWALPARASI	44068	2	NARAYANI ENGLISH SECONDARY	51.2	48.9	66.2	31.3	39.7	54.4	9	9	0	5	2	0	7	0	2	27.5
NAWALPARASI	44069	2	LITTLE ANGELS' HIGHER SECONDA	56.7	62.9	64.3	42	58.6	52.9	85	85	12	67	5	0	84	0	1	45.66
NAWALPARASI	44070	2	DAUNNE ENGLISH BOARDING SEC	55.5	53.6	60.7	33.4	53.3	51.6	24	24	2	15	6	0	23	0	1	40.62
NAWALPARASI	44071	1	NEPAL LOK SEWA MA VI BASANTA	38.9	51.7	45.6	27.3	43.9	47.5	72	72	1	21	37	0	59	0	13	27.24
NAWALPARASI	44072	1	JANTA MA VI SUKRAULI	20.6	28.3	17.7	11.1	25.2	29.2	60	58	0	2	5	0	7	0	51	-15.3
NAWALPARASI	44073	1	SHREE NAGAR DANDA MA VI RUC	26.1	41.7	28.6	21.8	29.1	36.6	24	24	0	0	9	0	9	0	15	-1.41
NAWALPARASI	44074	2	AMAR ENGLISH SECONDARY BOA	56.6	53.8	62.4	35.7	54.5	55.2	44	44	6	26	2	0	34	0	10	31.19

**PERFORMANCE OF ALL SCHOOLS IN SLC EXAMINATION BY DISTRICTS**  
**2071 BS (2015 AD)**

DISTRICT	SCODE	ST	SCHOOL	AVERAGE MARKS IN COMP. SUBJECTS						STUDENT		PASS DIVISION						WLD	FLD	SEM
				ENG	NEP	MAT	SCI	SOC	HPE	TAP	TAPRD	DIS	FIR	SEC	TIR	PASS				
NAWALPARASI	44075	1	NEPAL RASTRIYA SHAMSER ADAR	34.5	45.4	34.3	18	33.2	38.6	43	43	0	5	8	0	13	0	30	-4.19	
NAWALPARASI	44076	2	LUMBINI BOARDING SCHOOL KAW	59.8	57	66	45.9	58.1	56.1	24	24	6	14	3	0	23	0	1	44.53	
NAWALPARASI	44077	1	JANTA MA VI SHAHIDNAGAR DAN	33.4	54.9	40.9	27.1	43.2	42.7	73	72	2	9	30	1	42	0	30	12.31	
NAWALPARASI	44078	2	MOUNT EVEREST ENGLISH BOARD	43.6	48.9	58.6	31.2	42.1	36.4	14	14	0	6	6	0	12	0	2	30.54	
NAWALPARASI	44079	2	KUMUDINI ENGLISH BOARDING SC	54.6	57.3	69.2	34.9	56.5	51.1	66	66	13	35	11	0	59	0	7	38.92	
NAWALPARASI	44080	2	SHINING ENGLISH BOARDING SCH	56.5	56.7	61.2	36	47.8	46.3	51	51	3	33	12	0	48	0	3	39.26	
NAWALPARASI	44081	1	SARASWATI SECONDARY SCHOOL	34.9	56.5	58.9	30.1	41.5	46.7	64	64	1	23	34	0	58	0	6	32.93	
NAWALPARASI	44082	2	AARUNGKHOLA HIGHER SECONDAR	52.6	54.1	72.8	28.9	44.7	51.6	45	45	3	26	8	0	37	0	8	32	
NAWALPARASI	44083	1	GYANODAYA SECONDARY SCHOO	36.1	51.6	41.4	33.9	48.6	38.6	47	45	1	15	17	0	33	0	12	23.08	
NAWALPARASI	44084	2	SAKURA MEMORIAL BOARDING SC	55.6	57.7	61.7	36.7	51.9	52	49	49	5	29	11	0	45	0	4	38.49	
NAWALPARASI	44085	1	SHIKSHA BODHANI MA VI SHANK	28.4	52.1	30.7	24.9	45.1	36	23	23	0	5	4	0	9	0	14	1.96	
NAWALPARASI	44086	2	RAMGRAM SAGARMATHA ACADE	38.9	41	44.2	28	37.7	44.6	45	44	2	14	6	0	22	0	22	10.4	
NAWALPARASI	44087	1	JYOTI MA VI SUNWAL ASNAIYA	28.3	47.9	33.8	21.3	43.1	40.8	62	61	0	10	19	0	29	0	32	6.09	
NAWALPARASI	44088	2	VIJAYA SAMUDAYIK SIKSHA SADA	55.3	58.2	65.6	40	50.8	51.9	78	77	10	51	12	0	73	0	4	41.69	
NAWALPARASI	44089	1	SARASWATI HIGHER SECONDARY	25.7	36.4	30.5	20.1	31.1	34.7	123	120	1	11	27	2	41	0	79	-2.19	
NAWALPARASI	44090	2	SALBAS SUNRISE ENGLISH SCHOO	55.7	62.3	73.9	43	55.7	53.7	43	43	9	29	5	0	43	0	0	46.83	
NAWALPARASI	44091	2	NAWALPUR SECONDARY BOARDIN	56.5	58.9	66.1	38.8	55.4	53.5	76	76	12	47	13	0	72	0	4	41.89	
NAWALPARASI	44092	2	WISE VISION SECONDARY ENGLIS	58	63.1	70.2	50.4	56.6	58.1	20	20	6	12	2	0	20	0	0	48.38	
NAWALPARASI	44093	1	PRAGATI MA VI SWATHI	26	34.3	20	12.8	37.2	30.3	34	33	0	1	4	0	5	0	28	-13.6	
NAWALPARASI	44094	2	GYANJYOTI ACADEMY HIGHER SE	50.9	62.2	62.4	41.9	50.4	49.7	77	77	11	44	14	0	69	0	8	38.08	
NAWALPARASI	44095	2	THE PIONEER ENG BOARDING SCH	53.7	56.1	61.3	32	52.8	48.5	56	56	3	31	12	0	46	0	10	31.34	
NAWALPARASI	44096	1	KALIKA MA VI SHIVAMANDIR	35.1	49.8	43.1	27.1	41.5	39.2	48	48	1	7	29	0	37	0	11	23.05	
NAWALPARASI	44097	2	UJJWAL SHISHU ENGLISH SCHOOL	49.2	49.8	57	34.4	44.2	47.5	61	60	2	29	21	0	52	0	8	32.56	
NAWALPARASI	44098	2	UNIVERSAL CAMBRIDGE ENGLISH	48.3	47.2	52.5	29	47.9	45.5	61	61	4	25	10	0	39	0	22	19.8	
NAWALPARASI	44099	1	JANATA MA VI, HARDIYA	29.7	39.8	30.9	20.6	31.7	32.5	37	37	0	1	12	1	14	0	23	-1.18	
NAWALPARASI	44100	1	SHREE SARASWATI HIGHER SECON	26.3	44.9	39	23.1	37	39.1	32	32	0	0	18	1	19	0	13	10.59	
NAWALPARASI	44101	2	BLUE STAR ENGLISH HIGHER SECC	49.7	51.8	64.5	37	46.7	51.6	24	24	1	17	1	0	19	0	5	31.09	
NAWALPARASI	44103	2	KUMARWARTI ENGLISH SCHOOL, I	58.8	61.2	78.1	42.2	56.6	48.6	25	25	8	12	3	0	23	0	2	43.05	
NAWALPARASI	44104	1	SHREE NEPAL RASTRIYA SECOND	20.3	35.9	21.1	12	29.3	31.1	61	61	0	2	7	0	9	0	52	-13.8	
NAWALPARASI	44105	2	EX-ARMY PUBLIC ENGLISH SCHOC	55.5	58.2	61.4	34.3	52.9	48.4	52	52	4	30	15	0	49	0	3	39.01	

**PERFORMANCE OF ALL SCHOOLS IN SLC EXAMINATION BY DISTRICTS**  
**2071 BS (2015 AD)**

DISTRICT	SCODE	ST	SCHOOL	AVERAGE MARKS IN COMP. SUBJECTS						STUDENT		PASS DIVISION					WLD	FLD	SEM
				ENG	NEP	MAT	SCI	SOC	HPE	TAP	TAPRD	DIS	FIR	SEC	TIR	PASS			
NAWALPARASI	44106	2	NEW NAWAL BOARDINGH SCHOOL	55.5	62.3	58.8	29.3	56.5	45.1	22	22	2	15	3	0	20	0	2	38.69
NAWALPARASI	44107	1	SHREE JEEVAN JYOTI SECONDARY	24.5	40.5	33	21	43.8	41.1	37	36	0	8	8	0	16	0	20	5
NAWALPARASI	44108	2	ARPAN ENGLISH SECONDARY BO	54.4	57.8	58.8	31.1	49.5	38.8	16	16	0	11	4	0	15	0	1	37.97
NAWALPARASI	44109	2	FUTURE LIGHT ACEDAMY PVT.LT	48.3	49.2	52.3	35.6	51.5	47.4	31	31	2	16	6	0	24	0	7	28.55
NAWALPARASI	44110	2	HOLY ANGELS ENGLISH BOARDING	57	59.8	66.4	41.3	50.4	49.2	35	35	2	27	6	0	35	0	0	43.93
NAWALPARASI	44111	1	SETINAG SECONDARY SCHOOL AF	29.4	49.7	26.7	12.2	39.3	40.6	35	35	0	5	4	0	9	0	26	-6.43
NAWALPARASI	44112	2	LITTLE BUDDHA EDUCATION FOU	49.3	47.3	57.2	30.3	46	47	85	85	5	41	15	0	61	0	24	24.84
NAWALPARASI	44113	2	BAL BIKAS ENGLISH BOARDING SC	57	59.6	67.6	40.9	52.8	46.4	71	71	14	38	12	0	64	0	7	39.4
NAWALPARASI	44114	2	ADARSH ENGLISH BOARDING HIG	40.6	44.2	44	25.1	40.2	44.2	64	64	1	21	15	0	37	0	27	14.12
NAWALPARASI	44115	1	SHANTI NIKUNJA SECONDARY SC	29.5	45	28.8	19.2	37.2	35.4	31	31	0	4	5	1	10	0	21	-3.22
NAWALPARASI	44116	1	BHANUDAYA SECONDARY SCHOO	28.3	44.4	29.3	20.2	39.5	37.2	56	55	0	3	18	1	22	0	33	0.44
NAWALPARASI	44117	2	NOBLE ACADEMY SECONDARY BC	58.7	53.1	66.9	41.9	53.6	46	22	22	2	15	3	0	20	0	2	38.69
NAWALPARASI	44118	2	SAINT JOSEPHS SECONDARY SCHC	54.3	49.1	59	39.7	53	48.4	44	44	2	29	8	0	39	0	5	35.97
NAWALPARASI	44119	1	JANTA MA.VI. DEURALI-5	26.7	42.6	35.4	20.6	35.9	40	37	37	0	3	12	1	16	0	21	2.47
NAWALPARASI	44120	2	SHANTIDEEP ACADEMY DUMKIB	42.6	47.5	53.8	32.1	47	49.5	18	18	0	8	7	0	15	0	3	29.37
NAWALPARASI	44121	2	SIDDHARATHA SHISHU SADAN EN	55.3	63.3	60.1	28.2	50.8	50.3	20	20	2	14	0	0	16	0	4	33
NAWALPARASI	44122	2	CANAL CENTRE ENGLISH BOARDI	52.5	55	62.4	37.1	54.9	49.6	40	40	4	25	8	0	37	0	3	39.19
NAWALPARASI	44123	1	PRITHVI SECONDARY SCHOOL, PR	22.2	49	25.8	16.4	38.6	36.4	21	21	0	0	5	1	6	0	15	-6.89
NAWALPARASI	44124	2	BASANTAPUR ZENITH ENGLISH BC	52.8	56.6	67	43.2	54.4	49.7	38	38	7	23	7	0	37	0	1	43.91
NAWALPARASI	44125	1	DHANYACHAL MAHAYAGYA SECC	34.6	52.2	38.2	26.2	42.1	41.7	57	57	1	11	17	2	31	0	26	10.38
NAWALPARASI	44126	2	LITTLE PLANT ENGLISH HIGH SCHC	53.4	53.5	68.4	39.6	51.7	52.3	27	27	1	21	4	0	26	0	1	41.39
NAWALPARASI	44127	1	JANATA SIDDHA AMAR SECONDAI	23.5	44.6	36.1	17.4	35.9	37.9	48	48	0	3	16	0	19	0	29	0.47
NAWALPARASI	44128	1	BASANT SECONDARY SCHOOL, BA	25.4	37.7	29.6	21.6	31.7	37.8	63	63	0	3	21	2	26	0	37	0.94
NAWALPARASI	44129	1	RAMGRAM SCHOOL, RAMGRAM	54.1	57.9	68.7	40.5	53.4	55.7	39	39	4	31	4	0	39	0	0	45.38
NAWALPARASI	44130	1	JANATA SECONDARY SCHOOL, NA	26.7	42.2	33.2	17.6	33.8	35.3	39	39	0	3	8	3	14	0	25	-2.19
NAWALPARASI	44131	1	BARCHULI SECONDARY SCHOOL,	37.9	49.5	41.4	25.4	44.8	40.2	57	57	0	14	15	0	29	0	28	8.88
NAWALPARASI	44132	1	AMAR JYOTI SECONDARY SCHOOL	29.2	42.4	34.5	15.9	34.5	35.5	39	39	0	2	10	0	12	0	27	-4.62
NAWALPARASI	44133	1	SHAHID SMRITI SECONDARY SCHC	35.7	52.6	40	22	43.9	43.3	40	40	0	10	7	0	17	0	23	4.22
NAWALPARASI	44134	2	RAMNAGAR ACADEMY, BHUMAH	58.6	59.5	78.8	45.5	54.5	52.5	44	44	12	28	4	0	44	0	0	48.07
NAWALPARASI	44135	2	NEPAL GREEN VALLEY SEC. ENG.	54.7	51.8	66.8	33.3	55.2	48.7	32	32	1	22	3	0	26	0	6	31.76

**PERFORMANCE OF ALL SCHOOLS IN SLC EXAMINATION BY DISTRICTS**  
**2071 BS (2015 AD)**

DISTRICT	SCODE	ST	SCHOOL	AVERAGE MARKS IN COMP. SUBJECTS						STUDENT		PASS DIVISION						WLD	FLD	SEM
				ENG	NEP	MAT	SCI	SOC	HPE	TAP	TAPRD	DIS	FIR	SEC	TIR	PASS				
NAWALPARASI	44136	2	BHOO PU SAINIK PRABHAT ACADE	54.6	52.6	55.1	35.5	53.1	48.2	16	16	1	9	4	0	14	0	2	34.69	
NAWALPARASI	44137	1	SHIVA SECONDARY SCHOOL, ATR	24	45.8	29.1	15.9	36.1	33.7	39	39	0	0	13	0	13	0	26	-3.75	
NAWALPARASI	44138	1	NAWA JEEVAN SECONDARY SCHO	22.4	38.8	26.3	13.5	33.1	32.2	31	31	0	0	5	0	5	0	26	-13.4	
NAWALPARASI	44139	2	SUN SHINE SECONDARY BOARDIN	53	51.7	56.1	38	47.5	49.8	27	27	2	17	6	0	25	0	2	38.61	
NAWALPARASI	44141	1	CHANDESHWARI SECONDARY SCH	28.3	52.8	32.3	19	38.9	43.4	66	66	1	9	15	0	25	0	41	0.74	
NAWALPARASI	44142	1	RASHTRIYA SECONDARY SCHOOL	30.3	39.3	31	18.3	38.9	37.5	22	22	0	1	5	0	6	0	16	-6.65	
NAWALPARASI	44143	1	NEPAL SHANTI SECONDARY SCHO	27.6	41.4	26.9	16.7	37.8	40.2	42	42	0	6	5	0	11	0	31	-6.16	
NAWALPARASI	44144	1	NAGARDADA SECONDARY SCHOO	23	37.7	19	16.7	32.6	38.9	55	55	0	1	9	1	11	0	44	-11.2	
NAWALPARASI	44145	2	UNIQUE SECONDARY ENGLISH SCI	57.6	61.5	46.9	31.5	49	42.4	20	20	2	8	2	0	12	0	8	18.38	
NAWALPARASI	44147	1	SHUKDEV SECONDARY SCHOOL, S	25	32.3	24.4	17.2	23.2	36.1	22	22	0	3	2	0	5	0	17	-8.18	
NAWALPARASI	44148	1	BIRENDRA SECONDARY SCHOOL, I	21.2	43.7	25.8	24.2	37.6	37	31	31	0	2	9	0	11	0	20	-1.81	
NAWALPARASI	44149	1	JANATA SECONDARY SCHOOL, AA	33.4	51.3	41.2	23.3	43.2	45.6	53	53	0	9	21	0	30	0	23	11.25	
NAWALPARASI	44150	1	SHIVAPURGADHI SECONDARY SCI	30.5	43.9	37.5	27.7	34.9	46.8	53	53	0	7	18	0	25	0	28	5.52	
NAWALPARASI	44151	3	MAHAKABI DEVKOTA HIGHER SEC	23.6	31.8	17.4	10.8	30.1	29.9	104	97	0	1	10	1	12	0	84	-15.3	
NAWALPARASI	44152	1	KALIKA SECONDARY SCHOOL, DE	31.9	51.7	31	20.7	37.8	39.9	29	29	0	2	9	0	11	0	18	-0.39	
NAWALPARASI	44153	1	ARNIKO SECONDARY SCHOOL, SU	25.9	40.2	26.8	13.2	37.5	39.5	31	31	0	0	6	0	6	0	25	-11.6	
NAWALPARASI	44154	1	UDYHA SECONDARY SCHOOL, JAU	22.1	46.9	15.4	12.7	37.3	37.8	40	40	0	1	3	0	4	0	36	-16.6	
NAWALPARASI	44155	1	MANAKAMANA SECONDARY SCH	23.3	44.3	25.7	16.8	36.5	41.5	43	43	0	3	8	0	11	0	32	-7.33	
NAWALPARASI	44156	1	MAHENDRA SECONDARY SCHOOL	26.6	43.7	26.3	19.1	39.9	36.7	58	58	0	7	10	0	17	0	41	-4.66	
NAWALPARASI	44157	3	JANATA HIGHER SECONDARY SCH	17	30.4	14	11.9	31.7	27.4	45	39	0	0	4	1	5	0	34	-15.5	
NAWALPARASI	44158	1	BAL JYOTI SECONDARY SCHOOL, I	14.6	33	14.9	8.5	32.6	31.4	18	17	0	0	2	0	2	0	15	-15.9	
NAWALPARASI	44159	1	RAMAWAPUR SECONDARY SCHO	34.4	52.1	40.8	29.5	45.8	43.1	76	75	3	14	32	0	49	0	26	17.4	
NAWALPARASI	44160	1	JANAKALYAN SECONDARY SCHO	30.8	48	42	27.3	40.4	38.3	41	39	0	10	16	0	26	0	13	17.88	
NAWALPARASI	44161	1	MAHENDRA SECONDARY SCHOOL	19.8	30.2	12.5	9.9	33.7	28.9	56	56	0	1	7	0	8	0	48	-14.3	
NAWALPARASI	44162	1	SURYA JYOTI SECONDARY SCHO	27.1	45.8	38.7	22.8	34.4	40.9	31	31	0	4	12	0	16	0	15	7.98	
NAWALPARASI	44163	2	SUN RISE BOARDING SCHOOL, BEI	41.7	39.8	39.5	23.9	26.6	43	40	40	0	10	3	0	13	0	27	-1.41	
NAWALPARASI	44164	2	NEW LIFE SECONDARY SCHOOL, R	46.6	51.5	63.3	33.5	40.5	41.8	15	15	1	6	8	0	15	0	0	40	
NAWALPARASI	44165	2	SURYODAYA VIDYA MANDIR, MUI	56.6	56.2	69.4	37.1	55.4	48.9	19	19	2	16	0	0	18	0	1	43.03	
NAWALPARASI	44166	1	HUPSEKOT SECONDARY SCHOOL I	19.2	36.5	18	15.5	37.3	33.1	24	24	0	1	2	0	3	0	21	-15	
NAWALPARASI	44167	1	JANA KALYAN SECONDARY SCHO	30.1	51.8	39.3	25.4	43.4	40	45	45	0	9	17	0	26	0	19	12.25	



**PERFORMANCE OF ALL SCHOOLS IN SLC EXAMINATION BY DISTRICTS**  
**2071 BS (2015 AD)**

DISTRICT	SCODE	ST	SCHOOL	AVERAGE MARKS IN COMP. SUBJECTS						STUDENT		PASS DIVISION						WLD	FLD	SEM
				ENG	NEP	MAT	SCI	SOC	HPE	TAP	TAPRD	DIS	FIR	SEC	TIR	PASS				
NAWALPARASI	44168	1	JANATA SECONDARY SCHOOL, LO	17.6	24.8	17.8	10.6	16.1	24	38	37	0	0	2	0	2	0	35	-19.5	
NAWALPARASI	44169	1	GANESH SECONDARY SCHOOL, BA	30.8	42.3	38.7	29	42	40.3	12	12	0	4	1	2	7	0	5	12.44	
NAWALPARASI	44170	1	MAHENDRA JANATA SECONDARY	26.3	33.8	26.3	18.1	27	32.3	45	45	0	0	11	0	11	0	34	-8.75	
NAWALPARASI	44171	1	NARAYANI SECONDARY SCHOOL	32.6	51.3	45	27.4	46.7	44.3	23	23	0	9	7	0	16	0	7	21.03	
NAWALPARASI	44172	2	THE SPINE ENGLISH SECONDARY	48.1	50.3	50.5	23.5	43.3	46.2	19	19	0	8	2	0	10	0	9	11.84	
NAWALPARASI	44173	2	ANNAPURNA ENGLISH MEDIUM SE	52.9	57	64.4	37.7	50.4	46.6	14	14	0	9	3	0	12	0	2	32.95	
NAWALPARASI	44174	2	SISKIN SECONDARY ENGLISH SCH	52.5	57.3	61.6	33.9	52	50.1	28	28	1	18	5	0	24	0	4	33.88	
NAWALPARASI	44175	2	LAKHAN THAPA MEMORIAL ACAD	49.7	56.8	54.9	29.7	48.8	45.4	14	14	1	6	5	0	12	0	2	32.41	
NAWALPARASI	44176	1	DEV WADA CHULI SECONDARY SC	16.7	31.7	5.6	5.2	15.4	23.2	46	45	0	0	0	0	0	0	45	-22.5	
NAWALPARASI	44177	2	MOON LIGHT AADARSHA PUBLIC	53.3	58.9	71.1	35.9	53.5	47	8	8	1	5	1	0	7	0	1	37.03	
NAWALPARASI	44178	2	SAMATA SHIKSHA NIKETAN, KAW	64.3	62	80.5	56.5	61.1	55.7	39	39	15	24	0	0	39	0	0	50.77	
NAWALPARASI	44179	2	WISE VISION ENGLISH SCHOOL, PT	59.6	58.9	81.5	38.9	48.9	54.1	14	14	2	11	0	0	13	0	1	42.32	
NAWALPARASI	44180	2	NAWALPUR ACADEMY, AGYAULI-	61.2	59.5	72.1	46.2	60.4	54.9	45	45	8	34	3	0	45	0	0	46.92	
NAWALPARASI	44181	2	IRIS ACADEMY MAKAR 2 CHISAPA	46.4	57.6	51.6	30	36.2	44.4	5	5	0	2	1	0	3	0	2	15.75	
NAWALPARASI	44182	2	GLOBAL ACADEMY PANCHANAGA	58.4	63.8	75.6	48.4	57.2	52.4	21	21	6	14	1	0	21	0	0	48.75	
NAWALPARASI	44183	1	RASHRIYA SECONDARY SCHOOL E	20.9	30.2	27.2	5.8	19.4	30.6	13	13	0	0	0	0	0	0	13	-22.5	
NAWALPARASI	44184	2	SIDDHARTHA SECONDARY SCHOC	47.1	50.9	59.4	33.3	48	44	24	24	0	14	9	0	23	0	1	37.97	
NAWALPARASI	44185	1	SHREE MAHENDRA SECONDARY S	23.5	35	19.9	15.2	29.8	33	42	42	0	2	6	0	8	0	34	-11.3	
NAWALPARASI	44186	2	SHREE NEW STAR BOARDING SCH	47.6	53.2	26.4	27.9	43	47.3	10	10	0	1	0	0	1	0	9	-15.8	
NAWALPARASI	44187	2	SUNRISE BOARDING SCHOOL TAM	47.7	55.3	51	21.2	48.2	45.2	6	6	0	3	1	0	4	0	2	20.63	
NAWALPARASI	44188	2	THUMKI DEVI BRIGHT FUTURE EN	50.2	59	60.4	23.4	48.3	47.5	11	11	0	6	2	0	8	0	3	24.55	
NAWALPARASI	44189	2	HOLY CARE ENGLISH SECONDARY	53.6	57.8	63	42.3	52.9	54.6	24	24	3	14	6	0	23	0	1	41.25	
NAWALPARASI	44190	2	GAINDAKOT ENGLISH SCHOOL GA	54.9	59.2	71.1	39.3	50.4	48.5	22	22	2	14	4	0	20	0	2	38.18	
NAWALPARASI	44191	1	SHREE HUPSEKOT SECONDARY SC	20.7	37.4	28.4	17.4	39.9	32	17	17	0	0	4	0	4	0	13	-9.26	
NAWALPARASI	44192	1	MUKTINATH PEETH VED BIDYASH	57.3	40.2	26.8	58.8	34.8	36.6	9	9	0	0	5	0	5	0	4	8.75	
NAWALPARASI	44193	2	SHREE MAYADEVI ENGLISH SCHO	58.9	67.6	72	40.6	57	54.1	21	21	4	14	0	0	18	0	3	38.21	
NAWALPARASI	44194	1	SHREE HARPUR SECONDARY SCH	22.5	27.7	18.1	13.1	24.1	25.9	28	28	0	0	3	1	4	0	24	-14.8	
NAWALPARASI	44195	2	SUNAWAL LOTUS ENGLISH SECON	59.5	65.5	71.3	40.5	55.6	52.8	11	11	3	6	0	0	9	0	2	36.82	
NAWALPARASI	44196	1	SHREE BAL SHIKSHA NIKETAN SEC	27.5	39.5	29.1	14.5	35.1	32	22	22	0	3	3	0	6	0	16	-5.63	
NAWALPARASI	44197	2	BELATARI CHILDREN ACADEMY B	51.9	47.5	55.4	34.7	48.4	49.8	17	17	1	8	3	0	12	0	5	24.04	

**PERFORMANCE OF ALL SCHOOLS IN SLC EXAMINATION BY DISTRICTS**  
**2071 BS (2015 AD)**

DISTRICT	SCODE	ST	SCHOOL	AVERAGE MARKS IN COMP. SUBJECTS						STUDENT		PASS DIVISION						WLD	FLD	SEM
				ENG	NEP	MAT	SCI	SOC	HPE	TAP	TAPRD	DIS	FIR	SEC	TIR	PASS				
NAWALPARASI	44198	2	SAINT PAUL ENGLISH SCHOOL KUN	50.6	48.3	70.5	32.2	37.7	43.1	19	19	0	13	0	0	13	0	6	23.68	
NAWALPARASI	44199	2	MARTYRS MEMORIAL ENGLISH AC	56.4	57.9	71	37.4	50.7	51.6	14	14	3	7	3	0	13	0	1	40.98	
NAWALPARASI	44200	1	SHREE GANESH MA VI JAGANNATI	17.2	27.8	19.6	14.7	28.6	28.4	19	19	0	0	1	1	2	0	17	-17.1	
NAWALPARASI	44201	2	MUKUNDA SEN SEC. ENGLISH SCH	58.6	60.2	77.7	50.8	61.4	58.3	11	11	4	7	0	0	11	0	0	50.45	
NAWALPARASI	44202	1	SHREE GYAN JYOTI SEC SCHOOL P	27.7	38.7	25.5	16.7	31.5	28.2	41	41	0	2	10	0	12	0	29	-5.49	
NAWALPARASI	44203	2	AMAR ENGLISH SCHOOL, RAJAHAI	62.8	64.4	78.9	49.2	66.2	56.1	15	15	4	11	0	0	15	0	0	49	
NAWALPARASI	44204	2	SHREE SHANTI DEEP ENGLISH SC	54	61.8	68.6	38.2	47.1	51.9	14	14	2	9	1	0	12	0	2	36.7	
PALPA	45001	1	KISAN MA VI JHADEBA	20.7	44.1	29.2	25.8	30.7	37.8	44	44	0	3	9	1	13	0	31	-5.34	
PALPA	45002	1	RAMBHA MA VI TAHUN GHARPAL	29.9	40.1	34.1	23.9	31.2	34.3	93	93	1	14	18	0	33	0	60	-0.56	
PALPA	45003	1	BHAWANI MA VI KUSUMKHOLA	27.9	52.9	26.2	22.4	34	48.3	27	27	0	3	6	0	9	0	18	-2.5	
PALPA	45004	1	BHAIRAB JANATA MA VI BHAIRAB	23.5	41.4	15.1	15.4	25.1	32.2	65	64	0	2	3	0	5	0	59	-17.8	
PALPA	45005	1	MAHENDRA BODHI MA VI TANSEN	31.7	42.5	27.8	20.9	27.3	37.3	21	21	0	1	5	1	7	0	14	-3.68	
PALPA	45006	1	MOHAN KANYA MA VI TANSEN	25.2	45.2	19.8	14.2	35.5	31	13	13	0	1	3	0	4	0	9	-4.33	
PALPA	45007	1	BALHIT MA VI ANAND BHANJYAN	29.3	52.4	38.3	22.6	38.1	40.1	18	18	0	2	5	0	7	0	11	0.62	
PALPA	45008	1	JANA VIKAS MA VI RAJAGHARA	24.2	43	33.2	19.8	29	30.7	51	50	0	2	14	2	18	0	32	-2.19	
PALPA	45009	1	DOBHAN HIGHER SECONDARY SCI	25.4	43.5	32.6	20.7	25.1	39.3	41	41	0	3	9	0	12	0	29	-5.21	
PALPA	45010	1	DIVYA JYOTI H S SCHOOL, KASENI	29.2	40.6	27.6	18.6	29.7	35.5	114	114	0	7	27	1	35	0	79	-4.62	
PALPA	45011	1	JANATA MA VI TANSEN	36.8	49.1	35	22.8	36.5	44	153	153	4	40	21	0	65	0	88	5.02	
PALPA	45012	1	PADMA PUBLIC NAMUNA MA VI T	30.2	44.3	24.6	16.8	30.3	34.9	57	57	0	8	5	0	13	0	44	-8.09	
PALPA	45013	1	RAM TULASI MA VI RAMPUR	34.7	44.8	41.7	25.5	32.6	43.8	53	52	0	10	21	0	31	0	21	13.2	
PALPA	45014	1	BHAIRAB NAVADEEP MA VI CHHA	27.8	44.5	34.2	25.5	37.3	39.8	72	71	0	13	20	0	33	0	38	5.7	
PALPA	45015	1	GAURISHANKAR MA VI RUKSE BH	25.2	42.1	22.7	21.9	31.9	35.4	55	55	0	3	9	0	12	0	43	-9.61	
PALPA	45016	1	MATRI BHUMI MA VI DEVINAGAR	25.8	40.3	25	18	31.9	34.2	71	71	0	4	20	0	24	0	47	-2.85	
PALPA	45017	1	VISHNU MA VI POKHARATHOK	35.2	45.2	42.1	27.8	34.8	37.6	42	41	0	9	15	0	24	0	17	12.9	
PALPA	45018	1	SHARADA MA VI KHYAHA	28	42.8	36.5	27.3	30.2	38.7	31	30	0	5	10	0	15	0	15	7.5	
PALPA	45019	2	NEPAL ENGLISH PREPARATORY SE	53.9	48	60.7	24.7	36.8	46.5	16	16	0	9	1	0	10	0	6	18.98	
PALPA	45020	1	KALIKA MA VI MUJHUNG BAGAIC	25.2	47.3	21.3	14.6	33.6	36.4	45	45	0	3	5	0	8	0	37	-11.7	
PALPA	45021	1	DEVBANI SANSKRIT TATHA SADH	39.5	47.8	43	32.8	37.7	44.8	24	24	0	11	8	0	19	0	5	27.19	
PALPA	45022	1	SHARADA MA VI MADANPOKHAR	27.6	44.3	25.6	21.5	31.9	39.5	86	85	0	12	12	0	24	0	61	-5.03	
PALPA	45023	1	SEN MA VI TANSEN	31.3	45.6	28.4	20.6	36.5	41.4	30	30	0	3	11	0	14	0	16	4.88	

**PERFORMANCE OF ALL SCHOOLS IN SLC EXAMINATION BY DISTRICTS**  
**2071 BS (2015 AD)**

DISTRICT	SCODE	ST	SCHOOL	AVERAGE MARKS IN COMP. SUBJECTS						STUDENT		PASS DIVISION					WLD	FLD	SEM
				ENG	NEP	MAT	SCI	SOC	HPE	TAP	TAPRD	DIS	FIR	SEC	TIR	PASS			
PALPA	45024	1	SAUBHAGYA HIGHER SECONDARY	27.8	43.5	25.6	17	28.4	35.8	72	72	0	6	5	0	11	0	61	-13
PALPA	45025	1	JANA KALYAN MA VI THULAHUNG	28.3	40.7	32.1	18.2	29.2	37.2	58	58	1	2	8	0	11	0	47	-11
PALPA	45026	1	UDBUDDHA MA VI PURWAKHOLA	25.4	44	23.2	16.8	31.7	39.7	65	64	0	6	9	0	15	0	49	-8.26
PALPA	45027	1	DARLAM DANDA MA VI DARLAM	25.4	45.9	30	21	27.3	33.9	53	53	0	7	6	0	13	0	40	-7.22
PALPA	45028	1	SARASWATI MA VI SWAMIBHANJY	30.4	44.4	18.9	15	27.9	32.3	14	14	0	2	0	0	2	0	12	-12.9
PALPA	45029	1	SIDDHI MA VI ARYABHANJYANG	27.4	41	27.9	19.6	30.7	33.7	48	48	0	2	10	3	15	0	33	-5.06
PALPA	45030	1	VED VEDANG SANSKRIT AND SAD	24.1	46.1	28.4	20.6	33.8	38.8	49	49	0	4	11	0	15	0	34	-4.36
PALPA	45031	1	TRIBHUVAN MA VI ARGHALI	34.4	47.1	33	22.3	35.3	38.3	62	62	0	14	12	0	26	0	36	3.63
PALPA	45032	1	AMRIT PUBLIC MA VI AGAHAKHOI	31.8	48.4	27.2	24.8	24.6	37.4	40	40	0	5	4	0	9	0	31	-8.44
PALPA	45033	1	DAMKADA MA VI MADAN POKHAR	35	47.9	37.7	23.5	35.3	42	87	86	2	21	20	0	43	0	43	8.98
PALPA	45034	1	BHANU BHAKTA MA VI GEJHA BA	28.2	43.6	32.1	20.3	29	40.6	45	45	0	2	11	1	14	0	31	-4.72
PALPA	45035	1	BED MA VI BARANGDI DHABKHOL	28.2	47.6	28.4	22.2	29.8	33.9	43	43	0	6	7	0	13	0	30	-3.92
PALPA	45036	1	SARBODAYA MA VI BOUGHA GUM	26.9	47.9	20.5	18.2	26.8	36.4	24	24	0	1	5	0	6	0	18	-7.97
PALPA	45037	1	GANAPATI MA VI BIRKOT	29.2	39.2	21	16.5	24.1	36.8	71	71	0	6	15	0	21	0	50	-4.91
PALPA	45038	1	MASYAM MA VI MASYAM	24.4	46.6	32.7	23.3	29.3	36.9	40	40	0	3	14	0	17	0	23	2.25
PALPA	45039	1	ADARSHA MA VI DEURALI	32.1	46.5	28.6	19.5	31.6	40.6	27	27	0	5	6	0	11	0	16	2.5
PALPA	45040	2	PALPA AWASIYA MA VI	57.7	58	63.3	31.3	41.7	49.9	24	24	2	16	2	0	20	0	4	34.06
PALPA	45041	1	SATYABATI MA VI SATYABATI	24.1	41.1	21	16.6	29.9	36.4	49	46	0	3	10	0	13	0	33	-5.87
PALPA	45042	1	KRISHNA MA VI JHESKANG	28.6	40.1	21.7	14.9	34.9	36.7	54	54	0	2	5	0	7	0	47	-14.8
PALPA	45043	1	RADHA KRISHNA MA VI BAKAMAL	21.6	46.9	28.8	19.1	30.5	40.4	36	36	0	1	10	0	11	0	25	-5
PALPA	45044	1	RAM MA VI MALENG	30.5	44	29	27.2	33.9	44.2	51	51	0	11	8	0	19	0	32	0.88
PALPA	45045	1	GRAMYA MA VI CHIRTUNGDHARA	29.7	47.6	33.3	21.9	27	36.2	37	37	0	4	6	0	10	0	27	-6.08
PALPA	45046	1	MANDALI MA VI TELGHA	26.4	46.4	29.3	19.6	33	37.9	49	49	0	6	10	0	16	0	33	-2.76
PALPA	45047	1	DARAITHANTI SECONDARY SCHO	41.1	50.1	51.4	29.3	41.2	44	66	66	4	19	18	0	41	0	25	17.27
PALPA	45048	1	RAINA DEVI MA VI BHUWANPOKH	26.9	44.7	24.8	16.4	29.1	31.5	51	51	0	5	7	0	12	0	39	-8.16
PALPA	45049	1	DHARA DEVI MA VI TAKATUNG	25.2	44.6	14.1	12.5	31.2	34.4	31	31	0	1	2	0	3	0	28	-16.7
PALPA	45050	1	SARASWATI MA VI SUNDARGAUN	28.4	47	40.5	20.9	38.2	42	54	54	1	9	14	0	24	0	30	4.86
PALPA	45051	1	GANGA MA VI SOMADI	28.6	46.1	38.5	21.6	28.1	39.1	60	60	0	9	11	0	20	0	40	-2.06
PALPA	45052	1	SHARDA MA VI CHHERLUNG BAUC	24.4	49	32.3	23.6	32.5	34	28	28	0	6	5	1	12	0	16	3.67
PALPA	45053	2	NEW HORIZON ENGLISH BOARDIN	57.9	59.5	64.9	37.4	53.5	54.5	147	147	25	99	11	0	135	0	12	41.2

**PERFORMANCE OF ALL SCHOOLS IN SLC EXAMINATION BY DISTRICTS**  
**2071 BS (2015 AD)**

DISTRICT	SCODE	ST	SCHOOL	AVERAGE MARKS IN COMP. SUBJECTS						STUDENT		PASS DIVISION					WLD	FLD	SEM
				ENG	NEP	MAT	SCI	SOC	HPE	TAP	TAPRD	DIS	FIR	SEC	TIR	PASS			
PALPA	45054	1	JANAMARGA HIGHER SECONDARY	30.1	46	25.7	23.6	33	44.7	51	51	0	6	9	0	15	0	36	-4.63
PALPA	45055	1	JANAPRIYA MA VI HEKLANG POKH	24.2	42.4	15	15.5	24.3	28.7	33	33	0	1	1	0	2	0	31	-18.8
PALPA	45056	1	JANAKALYAN MA VI HEKLANG RA	27.5	48	20.4	18	32.7	37	45	45	0	4	3	0	7	0	38	-12.8
PALPA	45057	1	PRITHVI PRAKASH MA VI KOLDAN	20.7	36.3	17.1	19.4	19.1	33.1	17	17	0	0	2	0	2	0	15	-15.9
PALPA	45058	1	SITA MA VI YAMGHA	30.2	48.1	32.4	24.1	34.9	37.5	30	30	0	7	6	0	13	0	17	4.5
PALPA	45059	1	GANGA MA VI AKLETAR KHALIBA	29.3	44.3	43.2	29.8	32.4	36.4	51	47	0	7	24	2	33	0	14	18.26
PALPA	45060	1	CHANDRA MA VI CHAPPANI	35.8	52.1	36.6	28.8	36.9	49.3	32	32	0	12	4	0	16	0	16	9.84
PALPA	45061	1	NARAYAN MA VI DHUSTUNG	27.3	52.8	33.6	20.1	37.9	38.8	36	36	0	3	8	0	11	0	25	-4.37
PALPA	45062	1	TILOTTAMA MA VI JHUMSA DOBH	26.7	43.4	31.4	21.1	29.8	36.2	52	52	0	2	15	1	18	0	34	-2.78
PALPA	45063	1	BHANUBHAKTA MA VI JABGADI	23.4	37.2	21.3	15.7	24.3	30.1	40	40	0	2	5	0	7	0	33	-12.1
PALPA	45064	1	SATPOKHAREE MA VI GOTHADDEE	23.6	45.2	31.3	20.6	34.1	32.9	35	35	0	1	11	2	14	0	21	-0.24
PALPA	45065	1	SIDDHARTHA MA VI RAHABAS CH	24.7	43.3	25.2	18.4	29.3	27.3	29	29	0	1	5	0	6	0	23	-10.5
PALPA	45066	1	SHAMBHU MA VI JHERUDI JALPA	25.7	42	16.5	15.3	26.1	31.9	32	32	0	3	1	0	4	0	28	-14.4
PALPA	45067	1	SARASWATI MA VI KHASEULI	27	45.9	18.3	18.6	35.1	37.9	16	16	0	1	1	0	2	0	14	-14.8
PALPA	45068	1	LUMBINI MA VI LUHUNG	31	54.1	42.6	22.7	34.5	35.9	24	24	0	3	9	0	12	0	12	7.03
PALPA	45069	1	PRABHAT MA VI MAINADI	32	52.9	45.9	31.6	37.7	47.1	18	18	0	4	12	0	16	0	2	30
PALPA	45070	1	GAURA DEVI MA VI JUTHA	25.5	45.1	21.2	17.5	30	39.7	22	22	0	2	3	0	5	0	17	-8.69
PALPA	45071	1	KRISHNA DEVI MA VI BHALAYATA	20.9	40.3	30.7	17.2	25	36.7	30	30	0	2	4	1	7	0	23	-8.95
PALPA	45072	1	BHAGAWATI MA VI SOMADI SARD	26.8	45.2	33.8	27.3	33.1	34	37	37	0	5	11	1	17	0	20	4.6
PALPA	45073	1	NAWA DURGA MA VI TILPUR RAM	30.2	46.1	33.6	23	26	34.1	21	21	0	2	3	0	5	0	16	-8.04
PALPA	45075	1	GYANODAYA MA VI KACHAL OKH	23.6	47.6	27.8	15.2	27.9	41.8	9	9	0	1	1	0	2	0	7	-8.75
PALPA	45076	1	LAXMI MA VI BANDIPOKHARI	14.9	36.8	11.2	10.3	22.3	30.8	9	8	0	0	0	0	0	0	8	-22.5
PALPA	45077	1	SARASWATI MA VI KATHAIDANDA	26.6	47.3	35.9	28.8	31.7	34.4	47	47	0	2	16	1	19	0	28	0.51
PALPA	45078	1	KARNADHAR MA VI MADI RAJAIP	33.5	44.2	43.7	24.2	33.8	35.5	26	26	2	4	8	0	14	0	12	11.54
PALPA	45079	2	PRASHANTI CHILDRENS ACADEMY	60.4	64.8	69.6	45.2	62	57.4	5	5	2	3	0	0	5	0	0	51
PALPA	45080	2	BETHEL ENGLISH BOARDING SCH	60.4	49.6	59.7	33.8	50.5	49.1	34	34	4	23	1	0	28	0	6	34.52
PALPA	45081	2	RAMPUR ENGLISH BOARDING SCH	54.2	51.2	68	36.4	50.8	51.6	69	69	10	34	13	0	57	0	12	33.32
PALPA	45082	1	KALIKA MA VI PALUNG	27.7	54.7	27.6	23.7	38.7	39.2	39	39	1	0	16	0	17	0	22	2.69
PALPA	45083	2	BHU PU SAINIK RISING ENGLISH SC	50.8	51.1	56.1	29.6	41	48.4	27	27	0	13	10	0	23	0	4	30.83
PALPA	45084	1	LAXMI MA VI JHIRUBAS	24.1	43.1	28.9	21.6	23.3	38.9	20	20	0	0	4	0	4	0	16	-11.3

**PERFORMANCE OF ALL SCHOOLS IN SLC EXAMINATION BY DISTRICTS**  
**2071 BS (2015 AD)**

DISTRICT	SCODE	ST	SCHOOL	AVERAGE MARKS IN COMP. SUBJECTS						STUDENT		PASS DIVISION					WLD	FLD	SEM
				ENG	NEP	MAT	SCI	SOC	HPE	TAP	TAPRD	DIS	FIR	SEC	TIR	PASS			
PALPA	45085	2	ANANDA NIKETAN VIDYASHRAM	55	57.5	71.2	39.4	51.3	51.7	22	22	5	11	2	0	18	0	4	35.11
PALPA	45086	1	KRISHNA GANDAKI MA.VI. HUNGLI	31.9	54.8	36.9	20.8	31.6	40.1	20	20	0	5	4	0	9	0	11	5.63
PALPA	45087	1	RATNA MA.VI. JHADEWA-2	30.8	50.1	35.5	24.1	39.3	40.1	19	19	1	2	4	0	7	0	12	0.79
PALPA	45088	1	SANA HUNGI MA.VI. PHOKSINGKO	25.1	36	15.2	13.1	22	31.3	40	40	0	0	1	0	1	0	39	-21.1
PALPA	45089	1	YUWA BARSHA MA.VI. KACHAL-5	20.3	41.1	22	16.1	22.9	34.3	24	24	0	1	1	0	2	0	22	-17.3
PALPA	45090	1	SITA MA.VI. DARCHHA-2	21.5	46	15.6	12	32.9	30	10	10	0	0	1	0	1	0	9	-16.9
PALPA	45091	2	RIVER VALLEY ENGLISH SECONDARY	60	60.8	66.5	39.7	54.2	57.8	23	23	8	12	1	0	21	0	2	43.86
PALPA	45092	1	GORAKHNATH MA VI ARCHALE	22.1	42.3	35.7	25.5	26.2	34.5	30	30	0	3	2	1	6	0	24	-10.4
PALPA	45093	1	GARGI SECONDARY SCHOOL, RAN	26.4	45.5	26.4	14.1	33.1	34.7	25	24	0	2	3	0	5	0	19	-9.84
PALPA	45094	1	ADARSHA SECONDARY SCHOOL, I	30.7	55.7	30.4	20.8	33.1	32.8	12	12	0	0	5	0	5	0	7	0.94
PALPA	45095	1	ANSHUBARMA SECONDARY SCHO	30.9	59.8	46.9	22.6	37.9	32.1	16	16	0	2	6	0	8	0	8	7.03
PALPA	45096	1	JANAPRIYA SECONDARY SCHOOL,	35.7	49.8	31.1	22.2	35.5	39.4	32	32	0	7	7	0	14	0	18	4.57
PALPA	45097	1	SARASWOTI SECONDARY SCHOOL	22.2	43.8	22.1	16.5	24.7	35.7	26	26	0	1	3	1	5	0	21	-11.6
PALPA	45098	1	GYANMALA SECONDARY SCHOOL	27.2	50.9	32.3	21.7	41.1	40.1	10	10	0	1	4	0	5	0	5	6.75
PALPA	45099	2	ST. CAPITANIO SCHOOL, TANSEN	61.4	60.2	69.8	40.5	52.2	56.7	41	41	9	30	1	0	40	0	1	46.37
PALPA	45100	3	JANATA MODEL HIGHER SECONDARY	23.7	34	19.2	12.4	27.7	29.9	57	53	0	0	8	1	9	0	44	-13.1
PALPA	45101	1	GUNGA SECONDARY SCHOOL, YAM	33.3	51.8	28.8	22.9	22.4	37	20	20	0	4	0	0	4	0	16	-9
PALPA	45102	1	SITARAM SECONDARY SCHOOL, D	30.2	45.9	29.7	17.5	32.9	34.9	44	44	0	2	11	0	13	0	31	-5.37
PALPA	45103	1	MAHAKALI SECONDARY SCHOOL,	30	44.5	29	21.5	33.9	39.3	42	42	0	5	10	2	17	0	25	1.14
PALPA	45104	1	AADHARBHOOT SECONDARY SCH	31	46.8	43.4	25.1	30.7	41.1	36	36	0	6	13	1	20	0	16	10.35
PALPA	45105	2	SUNRISE ENGLISH BOARDING SEC	59.5	51.2	58.2	29.8	49.5	51.3	15	15	1	9	0	0	10	0	5	23.5
PALPA	45106	1	JANAHIT BHAGAWATI SECONDARY	33.9	42	33.8	25.5	33.7	36.8	18	18	0	2	8	1	11	0	7	12.58
PALPA	45107	2	VRINDAVAN ACADEMY, TANSEN	58.7	63.4	66.4	42.2	40.3	56.1	11	11	1	10	0	0	11	0	0	46.36
PALPA	45108	1	CHANDRODAYA SECONDARY SCH	27.3	53.6	40.4	21.6	37.1	44.4	16	16	0	2	6	0	8	0	8	7.03
PALPA	45109	1	JANATA SECONDARY SCHOOL, GA	26.6	49.3	27.4	16.7	31.9	32.3	28	28	0	2	5	0	7	0	21	-7.63
PALPA	45110	1	JANAK SECONDARY SCHOOL, JHIR	16.9	40.2	18.9	15.5	16.5	30.1	10	10	0	0	1	0	1	0	9	-16.9
PALPA	45111	2	RAJGHARA ENGLISH BOARDING S	57.6	61.8	75.1	36.5	54.5	45	10	10	2	6	1	0	9	0	1	40.13
PALPA	45112	1	SARASWOTI SECONDARY SCHOOL	35.6	52.8	31.8	23.5	29.4	39	25	25	0	6	5	0	11	0	14	4.95
PALPA	45113	1	KHANIGAUN MA VI, KHANIGAUN	26.8	50.5	25.3	23.4	25.2	36	32	32	0	5	7	0	12	0	20	0.35
PALPA	45114	1	RAVI KIRAN MA.VI., PEEPALDAND	29.8	46.6	40.1	34.9	30.5	41	37	37	0	11	9	0	20	0	17	11.25

**PERFORMANCE OF ALL SCHOOLS IN SLC EXAMINATION BY DISTRICTS**  
**2071 BS (2015 AD)**

DISTRICT	SCODE	ST	SCHOOL	AVERAGE MARKS IN COMP. SUBJECTS						STUDENT		PASS DIVISION					WLD	FLD	SEM
				ENG	NEP	MAT	SCI	SOC	HPE	TAP	TAPRD	DIS	FIR	SEC	TIR	PASS			
PALPA	45115	1	JANASHANTI MA.VI., KHALIBAN	28.4	46.2	24.2	18.6	35.5	41.5	40	40	0	5	9	0	14	0	26	-1.41
PALPA	45116	1	LAXMI SECONDARY SCHOOL, KHA	31.4	56.5	39.6	25.7	39	40.9	14	14	0	1	7	0	8	0	6	10.45
PALPA	45117	1	JOGBANI SECONDARY SCHOOL, BH	22.7	45.1	32	22.2	29.3	35.4	36	36	0	3	9	0	12	0	24	-2.81
PALPA	45118	1	THANIDANDA SECONDARY SCHOC	22.2	46.4	27.9	23.1	31.1	36.1	13	13	0	1	5	0	6	0	7	4.33
GULMI	46001	1	BHARSE JANA SAHAYOG MA VI BH	20.3	37.4	18.8	10.6	28.5	34.4	16	16	0	0	3	0	3	0	13	-12
GULMI	46002	1	MAHENDRA MA VI TAMGHAS	52.7	63.3	56.9	39.7	54.2	49.4	65	65	8	31	19	0	58	0	7	36.29
GULMI	46003	1	UDAY MA VI SHANTIPUR	29.2	54.6	31.1	28.5	41.2	40.8	39	39	0	6	12	1	19	0	20	6.38
GULMI	46004	1	DURGA BHAWAN MA VI CHHAPCH	24.3	48.6	24.5	18.5	32.9	41.5	46	45	0	5	13	0	18	0	27	1.25
GULMI	46005	1	HIMALAYA MA VI BASTU DHURKC	34.2	51.8	42.3	31.2	42.1	51.1	45	45	2	12	19	0	33	0	12	22.92
GULMI	46006	1	MAHENDRA ADARSHA MA VI WAN	30.8	45.5	28.2	20.9	31.6	44.3	59	59	0	8	10	1	19	0	40	-3.03
GULMI	46007	1	PRITHVI MA VI PURKOTDAHA	31.8	57.9	25.6	21.8	35.7	30.9	80	80	0	10	22	0	32	0	48	1.41
GULMI	46008	1	GYANODAYA MA VI TURANG MAJ	33.6	48.1	35.3	20.5	34.7	42	55	55	0	12	10	0	22	0	33	2.45
GULMI	46009	1	DURGA BHAWAN MA VI AAMPCHC	36.3	45.5	35.8	29.3	36.1	43.8	26	26	1	6	7	0	14	0	12	11.39
GULMI	46010	1	NEPAL RASTRIYA SARBODAYA MA	32.6	57.7	35.2	23.6	38.9	44.9	33	33	0	5	12	0	17	0	16	8.18
GULMI	46011	1	SANSKRIT MA VI RIDI	30.3	57.9	29.8	24.8	37.2	42.3	26	25	0	4	7	0	11	0	14	4.05
GULMI	46012	1	RIDI MA VI RIDI	27	50.8	18.5	22.9	35.3	26.4	62	62	0	8	7	0	15	0	47	-7.44
GULMI	46013	1	JANA JAGRITI MA VI HUNGA	29.4	56.3	20.8	18.4	35.9	26.5	46	46	0	7	6	0	13	0	33	-4.89
GULMI	46014	1	ATMABODH MA VI KHARJYANG M	22.8	50.5	24.3	21.9	33.9	34.5	60	60	1	2	15	0	18	0	42	-4.81
GULMI	46015	1	TRIBHUWAN HIGHER SECONDARY	29.8	51.5	35.1	30.8	40.1	50.2	52	52	2	7	23	3	35	0	17	17.32
GULMI	46016	1	MALIKA MA VI SIMALTARI MARBH	25	49.4	29.6	18.6	37.7	42.6	107	107	0	13	23	0	36	0	71	-2.21
GULMI	46017	1	HARMICHOURE MA VI HARMICHOU	31.6	49.2	29.7	19.9	29.3	35	40	39	0	6	7	0	13	0	26	-2.02
GULMI	46018	1	ARJAI MA VI POKHARAWARI	21.9	44.6	25.9	25.1	20.4	34.7	48	47	0	2	8	0	10	0	37	-10.1
GULMI	46019	1	JIVANODDHA MA VI PURTIGHAT	25.3	61	21.8	28.2	29.7	39.3	41	41	0	2	6	0	8	0	33	-11
GULMI	46020	1	ISHWARI MA VI CHARPALADARBA	31.9	58.2	38.7	29	46.9	37.5	36	36	0	12	14	0	26	0	10	21.87
GULMI	46021	1	JANA KALYAN MA VI PHOKSING	29.2	51.9	21.9	19	32	41.8	36	36	0	4	10	0	14	0	22	0.62
GULMI	46022	1	ADARSHA MA VI DIGAMKOT	33.4	51.5	32.8	25.8	35.9	34.5	59	59	1	8	17	3	29	0	30	6.62
GULMI	46023	1	NAYA GAUN MA VI NAYAGAUN DI	29.2	50.2	23.5	19.2	43.4	33.9	34	34	0	5	4	0	9	0	25	-5.96
GULMI	46024	1	GWADI MA VI GWADI	25.6	58.3	21.5	27.4	43.7	40.4	52	52	0	10	2	0	12	0	40	-7.36
GULMI	46025	1	SARASWATI MA VI LIMGHA	17.9	39.2	15.7	13.5	34	37.7	23	23	0	1	2	1	4	0	19	-12.7
GULMI	46026	1	SATYABATI MA VI HANSARA	28.7	48.2	25.8	29.7	42.8	41	53	53	0	9	17	0	26	0	27	7

**PERFORMANCE OF ALL SCHOOLS IN SLC EXAMINATION BY DISTRICTS**  
**2071 BS (2015 AD)**

DISTRICT	SCODE	ST	SCHOOL	AVERAGE MARKS IN COMP. SUBJECTS						STUDENT		PASS DIVISION					WLD	FLD	SEM
				ENG	NEP	MAT	SCI	SOC	HPE	TAP	TAPRD	DIS	FIR	SEC	TIR	PASS			
GULMI	46027	1	JANA JYOTI MA VI RIMUWA	29.8	45.9	14.9	19.9	23.2	35.4	15	15	0	0	2	0	2	0	13	-15
GULMI	46028	1	SHRINGA JANATA MA VI SHRINGA	31.3	55.7	27	20.4	33.2	38.5	42	42	1	3	10	0	14	0	28	-2.32
GULMI	46029	1	SARASWATI MA VI JOHANG	23.1	41.1	25.4	20.2	36.3	41.6	29	29	0	1	9	0	10	0	19	-2.72
GULMI	46030	1	PRITHIVI MA VI MUSIKOT MAIDAN	30	53.6	27.7	13.1	30.2	32.3	43	43	0	0	6	0	6	0	37	-14.7
GULMI	46031	1	HIMALAYA MA VI HASTICHAUR	26	50.7	18.1	14.8	35.7	45.1	57	57	0	6	6	0	12	0	45	-9.47
GULMI	46032	1	NETADARLING MA VI SMADARLIN	22.1	42.1	21.8	19.8	27.2	37.9	27	27	0	1	7	0	8	0	19	-5.42
GULMI	46033	1	DEVISTHAN MA VI BHANUPHOKHA	26.9	50.1	27.1	24.4	33.8	26.4	40	40	0	6	14	0	20	0	20	7.31
GULMI	46034	1	RAMRAJYA MA VI DOHALI	26.5	50	34.3	25.1	29.7	24.7	64	63	0	9	18	0	27	0	36	3.21
GULMI	46035	1	RUNKHADAHA MA VI BIRBAS	29.7	53.7	32.8	32.3	35.3	45.2	66	65	0	13	22	1	36	0	29	10.75
GULMI	46036	1	JANA BODH MA VI RANIBAS BAMO	30.6	55.3	33.5	25.8	38.8	37.5	104	103	2	31	25	0	58	0	45	13.07
GULMI	46037	1	JANATA MA VI ASLEWACHAUR	29.3	63.4	37.1	30.2	40	42.1	55	55	2	13	17	0	32	0	23	13.84
GULMI	46038	1	DHARMAPUR MA VI THULOLUMPE	29.9	51	39.9	21.7	24	38.7	63	62	0	9	12	0	21	0	41	-1.81
GULMI	46039	1	BANJHA KATERI MA VI BANJHAKA	29.9	62.4	41.4	27.5	44.9	41.3	35	35	0	9	17	0	26	0	9	22.18
GULMI	46040	1	PANCHAYAN SANS TATHA SADHA	27.5	56.1	43.7	25.6	42	40.8	34	34	0	6	18	0	24	0	10	19.19
GULMI	46041	2	ARJUN AWASIYA MA VI TAMGHAS	55.9	64	75.4	48.9	50.7	42.9	86	86	19	53	10	0	82	0	4	43.87
GULMI	46042	1	DIPAK MA VI DHURKOT	29.1	58	26	25.4	43	37.4	36	36	0	6	9	0	15	0	21	2.81
GULMI	46043	1	BHAGAWATI MA VI WAGLA WAGM	31.6	59.1	20.1	31.5	37.3	40.7	38	38	0	4	5	0	9	0	29	-7.99
GULMI	46044	1	NEPAL RASTRIYA HIGHER SECONI	29.5	46.2	30.3	27	39.1	28.5	35	34	0	6	11	1	18	0	16	8.98
GULMI	46045	1	GHORLE MA VI DUBICHOURE	30.2	62.6	35.8	24.5	35.1	43.6	41	41	0	8	13	0	21	0	20	8.51
GULMI	46046	1	SURYODAYA MA VI JUBHUNG	31.7	50.6	30.8	29.3	41.7	41.7	40	40	1	8	9	0	18	0	22	5.72
GULMI	46047	2	MALIKA SECONDARY ENGLISH BO	47.8	45.8	49.9	22.8	48.9	22.4	15	15	0	5	2	0	7	0	8	7.5
GULMI	46048	1	SOMARBHOMAR MA VI HADHADE	27.2	53.9	35.3	26.6	29.9	40.4	22	22	0	2	9	0	11	0	11	6.65
GULMI	46049	1	BHAGAWATI MA VI SIMICHOURE	27.1	43.3	36.9	30.2	39.7	45.7	29	29	0	6	9	0	15	0	14	8.92
GULMI	46050	1	ARKHABANG MA VI ARKHABANG	31.4	60	38.5	33	33.5	43.1	29	29	0	9	7	0	16	0	13	12.03
GULMI	46051	1	GANESH MA VI PIPALDHARA KATA	18.6	47.4	19.1	16.3	35.6	30.1	20	20	0	1	0	0	1	0	19	-19.1
GULMI	46052	1	BHAGABATI MA VI ARBENI	21.8	59.8	22.3	29	27.6	33.6	25	25	0	2	3	0	5	0	20	-10.4
GULMI	46053	1	RASTRIYA MA VI THORGA KOT	34.8	59.8	48.5	30.7	36.6	43.1	33	33	2	11	10	0	23	0	10	22.05
GULMI	46054	1	JANA SAHAYOG MA VI BHUWANP	36.4	58.4	50.4	39.9	45	45.1	33	33	1	17	9	0	27	0	6	30.11
GULMI	46055	1	WAGLA MA VI WAGLA	30.2	63.8	24.1	27.5	34.8	41.5	55	55	0	11	9	0	20	0	35	0.2
GULMI	46056	1	SHARADA MA VI SARANG DIBRUN	29.2	57.6	25.3	28.2	42.6	38.6	24	24	1	3	7	0	11	0	13	5.78

**PERFORMANCE OF ALL SCHOOLS IN SLC EXAMINATION BY DISTRICTS**  
**2071 BS (2015 AD)**

DISTRICT	SCODE	ST	SCHOOL	AVERAGE MARKS IN COMP. SUBJECTS						STUDENT		PASS DIVISION					WLD	FLD	SEM
				ENG	NEP	MAT	SCI	SOC	HPE	TAP	TAPRD	DIS	FIR	SEC	TIR	PASS			
GULMI	46057	1	AGLUNG MA VI AGLUNG	27	53.2	30	18.5	34.5	31.5	24	24	0	1	10	0	11	0	13	3.75
GULMI	46058	1	RIYALE MA VI SIRSENI	27.8	58	31	23.6	30.8	39.2	30	30	0	5	7	0	12	0	18	1.88
GULMI	46059	1	AMARPUR OM PRASAD GAUTAM H	26.3	59.8	26.9	33.1	39.6	31.6	24	24	0	2	7	0	9	0	15	-0.47
GULMI	46060	1	RUDRAWATI MA VI JOHANG PARM	20.4	45.1	18.9	12.5	37.1	37.1	31	30	0	1	7	0	8	0	22	-7.13
GULMI	46061	1	THADDHUNGA MA VI ISHM DARLA	18.9	47.1	26.5	25.7	22.7	32.8	26	26	0	1	5	0	6	0	20	-9.09
GULMI	46062	1	SARASWATI MA VI CHOYAGA DAF	24.5	43.9	15.6	16.1	29.2	23.9	34	34	0	1	6	0	7	0	27	-10.6
GULMI	46063	1	SARASWATI MA VI BALIBANG BISH	25.2	48.6	20.4	22.8	36.3	34.7	9	9	0	1	2	0	3	0	6	-2.5
GULMI	46064	1	MAINDANDA MA VI HARDINETA D	28.5	52.1	27.3	19.8	41.9	30.9	36	36	1	5	7	0	13	0	23	0.1
GULMI	46065	1	SIDDHA BABA MA VI KHANIGAUN	47.1	52	53.9	29.3	47.6	55	62	62	3	25	27	0	55	0	7	33.21
GULMI	46066	1	GWAGHA MA VI GWAGHA CHAND	35	50.4	21.5	30.9	36.5	36.9	31	30	0	4	7	0	11	0	19	-0.38
GULMI	46067	1	THAKSI POKHARA MA VI BALITHU	31.4	64.4	38.5	28.9	42.9	47.6	19	19	0	6	9	0	15	0	4	25.46
GULMI	46068	1	SHARADA MA VI ARJEWI DIBUNG	29	47	14.4	20.8	43.8	33	8	8	0	0	0	0	0	0	8	-22.5
GULMI	46069	1	DEURALI MA VI KHADGAKOT	26.7	53.5	22.9	20.1	31	43.5	40	40	0	4	8	0	12	0	28	-4.5
GULMI	46070	1	EKSING MA VI LIMGHA	24.5	45.6	31.8	23.9	35.9	38.2	17	17	0	1	9	0	10	0	7	11.25
GULMI	46071	2	POLARIS BOARDING SCHOOL TUR	52.3	55.7	53.4	37.3	55	52	23	23	2	15	4	0	21	0	2	38.48
GULMI	46072	2	READERS' PUBLIC HIGH SCHOOL T	53.1	59.2	66.3	45.2	42.1	41.6	48	48	2	32	10	0	44	0	4	37.66
GULMI	46073	1	SEETAPUR MA VI ARLANGKOT	28.2	41.9	30.8	16.1	41	23.3	21	21	0	2	2	0	4	0	17	-10.7
GULMI	46075	1	HARACHOUR MA VI HARACHOUR	24.1	53.9	22.6	28.6	39.7	36.7	12	12	0	1	3	0	4	0	8	-2.81
GULMI	46076	1	AANANDAPUR MA VI ISMA RAJAS	21.7	42	22	23.6	20.1	29.7	29	28	0	3	2	0	5	0	23	-11.3
GULMI	46077	1	SHARADA VIDYA MANDIR MA VI	22.4	39.3	10.3	15.9	36.5	21.2	45	45	0	1	2	0	3	0	42	-18.5
GULMI	46078	1	SHARADA MA VI MYALPOKHARA	29.2	49.5	34.4	30.4	45.3	43.7	24	24	0	7	7	1	15	0	9	15.53
GULMI	46079	1	CHIDIPANI MA VI JUNIYA	23.3	41.4	20.5	16.6	40.6	38.1	19	19	0	1	4	0	5	0	14	-7.11
GULMI	46081	2	RAINBOW ENGLISH BOARDING SCH	63	63.1	70	48.1	55.6	51.1	23	23	5	15	2	0	22	0	1	44.35
GULMI	46082	1	NEPAL RASTRIYA MA VI DAUNGH	26.2	55	21	19.3	34.2	25.7	23	23	0	2	5	0	7	0	16	-4.4
GULMI	46083	1	SARASWATI MA VI PAUNDITHAMA	33.2	46	34.6	27.2	36.5	42.9	22	22	0	2	14	1	17	0	5	21.55
GULMI	46084	1	RESUNGA SECONDARY SCHOOL T	32.2	51.1	54.5	26.7	42.8	52.8	42	42	0	16	19	0	35	0	7	28.66
GULMI	46085	1	KABRE POKHARI SECONDARY SCH	43.4	59.5	51.5	34.6	47.9	46.4	22	22	3	10	3	0	16	0	6	27.1
GULMI	46086	2	ADARSHA VIDYA ASHRAM ENGLIS	54.2	59.6	67.8	39	41	39.5	21	21	2	12	6	0	20	0	1	40
GULMI	46087	1	GNAWA BALETAKSAR SECONDAR	28.3	48.9	21.1	17.6	27.2	37	56	56	0	9	4	1	14	0	42	-6.8
GULMI	46088	2	GAURI SHANKAR ENGLISH BOARD	56.2	64.5	51.6	32.4	51.4	49.4	29	29	0	22	4	0	26	0	3	36.47



**PERFORMANCE OF ALL SCHOOLS IN SLC EXAMINATION BY DISTRICTS**  
**2071 BS (2015 AD)**

DISTRICT	SCODE	ST	SCHOOL	AVERAGE MARKS IN COMP. SUBJECTS						STUDENT		PASS DIVISION						WLD	FLD	SEM
				ENG	NEP	MAT	SCI	SOC	HPE	TAP	TAPRD	DIS	FIR	SEC	TIR	PASS				
GULMI	46089	2	RESUNGA ENGLISH BOARDING SCH	48.5	61.3	41.8	32.9	43.8	45.2	29	29	4	14	2	0	20	0	9	25.34	
GULMI	46090	1	MYAL POKHARI SECONDARY SCH	31.8	50.9	29.1	28	33.5	31.2	21	21	0	1	6	0	7	0	14	-3.21	
GULMI	46091	1	UPALLO TAMGHAS SECONDARY S	30.6	55.9	43.3	30.7	43.2	41.1	26	26	0	9	12	0	21	0	5	26.83	
GULMI	46092	1	PURA SECONDARY SCHOOL, MALA	21.4	50.6	22.9	19.1	31.4	29.4	20	20	0	1	6	0	7	0	13	-2.25	
GULMI	46093	1	INDIRA SECONDARY SCHOOL, DHU	30.7	52.9	40.6	29.7	47.8	43	29	29	0	9	9	0	18	0	11	15.91	
GULMI	46094	1	MEHALEPOKHARI SECONDARY SC	30.4	51.4	30.2	25.3	36.8	36.1	29	28	0	4	14	0	18	0	10	15.27	
GULMI	46095	2	GANDAKI ENGLISH BOARDING HIG	47	50	47	33	28.5	38.5	2	2	0	1	0	0	1	0	1	11.25	
GULMI	46096	1	JANA JYOTI SECONDARY SCHOOL,	30.7	58.7	35.2	28.2	38.5	39.9	23	23	0	7	11	0	18	0	5	24.95	
GULMI	46097	1	HWANDI MEHALE SECONDARY SC	29.4	59.3	16.4	20.2	32.7	40.2	27	27	0	4	1	0	5	0	22	-10.4	
GULMI	46098	2	BHANU SECONDARY ENGLISH BO	51.3	53.1	53.7	29.4	42.4	45.8	19	19	0	9	5	0	14	0	5	24.28	
GULMI	46099	1	MUSIKOT SECONDARY SCHOOL, B	29.3	62.2	34.7	23.1	39.2	40.9	24	24	0	3	10	0	13	0	11	9.38	
GULMI	46100	2	NEW SHINE STAR ENGLISH BOARD	44.8	48.4	34.1	20.2	54.9	30.8	13	13	0	2	3	0	5	0	8	0.87	
GULMI	46101	1	JAYAKHANI SECONDARY SCHOOL	22.6	45.6	17.7	14.9	20.4	32.4	7	6	0	1	0	0	1	0	5	-11.3	
GULMI	46102	2	CHAKRESHWOR ENGLISH BOARDI	63.2	66.3	69.4	44.7	61.1	54.5	29	29	8	19	1	0	28	0	1	46.42	
GULMI	46103	1	NINYUKHARKA SECONDARY SCH	20.3	48.8	23.1	17.8	37.6	36.3	33	33	0	1	5	0	6	0	27	-11.9	
GULMI	46104	1	LAXMIPUR SECONDARY SCHOOL T	33.1	51.7	37.7	26	27	41.8	28	28	0	4	7	0	11	0	17	1.21	
GULMI	46105	1	SUKRA SECONDARY SCHOOL KHA	27	53.5	16.3	16.3	32	43.3	4	4	0	0	1	0	1	0	3	-8.44	
GULMI	46106	1	CHHAPHILE SECONDARY SCHOOL	28	50.7	31	32.5	37.5	28.6	23	23	0	3	6	0	9	0	14	0.98	
GULMI	46107	1	JAMALPOKHARA SECONDARY SCH	36.8	61.3	41.6	35.8	47.7	33.3	15	15	0	8	1	0	9	0	6	17.25	
GULMI	46108	1	DHURA SECONDARY SCHOOL DHU	30.3	60.8	44.8	28.8	48.1	43.1	32	32	0	10	16	0	26	0	6	26.72	
GULMI	46109	1	DEVISTHAN SECONDARY SCHOOL	24	52.2	31.9	18.1	32.8	32.6	25	25	0	2	8	1	11	0	14	2.76	
GULMI	46110	1	JANAJYOTI SECONDARY SCHOOL I	25.7	41.4	39.8	30.6	28.7	39.9	18	18	0	4	2	0	6	0	12	-1.25	
GULMI	46111	3	MAHENDRA SECONDARY SCHOOL	26.5	42.1	20.4	15.9	29.5	33.6	48	45	0	2	6	0	8	0	37	-12	
GULMI	46112	1	SHIVA SHANKAR SECONDARY SCH	35.5	57.4	45.8	39	51.6	46	20	20	1	8	7	0	16	0	4	28.31	
GULMI	46113	1	JANABIKASH SECONDARY SCHOO	25.8	52.5	39	24.9	34.3	43.8	16	16	0	4	6	0	10	0	6	15.47	
GULMI	46114	1	DABHAUKHANI SECONDARY SCH	26.4	54.1	27.6	23.4	23.7	38.8	25	25	0	3	3	0	6	0	19	-7.65	
GULMI	46115	1	PADAMBAHADUR SECONDARY SC	29.9	60.1	44.2	34.2	44.5	46.6	17	17	0	6	8	0	14	0	3	27.79	
GULMI	46116	2	RUDRAGANGA ENGLISH BOARDIN	53	50.3	52.7	25.6	54.6	46.1	12	12	2	5	1	0	8	0	4	24.06	
GULMI	46117	1	JUNIYA SECONDARY SCHOOL, JUN	20.2	35.8	14.8	15.1	32.4	30.1	16	16	0	0	2	0	2	0	14	-15.5	
GULMI	46118	1	TRIBHUWAN SECONDARY SCHOOL	26	50.6	28.1	17.6	38.4	35.1	28	28	0	2	8	0	10	0	18	-1.61	

**PERFORMANCE OF ALL SCHOOLS IN SLC EXAMINATION BY DISTRICTS**  
**2071 BS (2015 AD)**

DISTRICT	SCODE	ST	SCHOOL	AVERAGE MARKS IN COMP. SUBJECTS						STUDENT		PASS DIVISION					WLD	FLD	SEM
				ENG	NEP	MAT	SCI	SOC	HPE	TAP	TAPRD	DIS	FIR	SEC	TIR	PASS			
GULMI	46119	1	RAJARUNKHA SECONDARY SCHO	26.9	47.1	23.6	22.7	32.6	26.1	18	18	0	1	2	0	3	0	15	-12.5
GULMI	46120	1	RAM SECONDARY SCHOOL, ASLEV	30.6	56.5	33.2	19.8	26.6	44.9	13	13	0	1	2	0	3	0	10	-8.65
GULMI	46121	1	BHADGAUN SEOCNDARY SCHOOL	31.3	46.4	39	26.6	48.6	47.8	17	17	0	5	5	0	10	0	7	13.9
GULMI	46122	1	PALUKHA SECONDARY SCHOOL, F	33.6	60.5	35.5	22.7	32.8	35.8	21	21	0	2	10	0	12	0	9	10.71
GULMI	46123	1	RANGBAS SECONDARY SCHOOL, S	23.5	43.4	35	24.2	33.9	43.5	19	19	0	2	6	1	9	0	10	4.82
GULMI	46124	1	DEURALI SECONDARY SCHOOL, H	25.6	59	34	33.3	30.8	39.3	12	12	0	3	2	0	5	0	7	3.75
GULMI	46125	1	NEPAL RASTRIYA TRIBHUWAN SEC	27.6	52.1	24.1	22.4	33.5	39.9	14	14	0	1	4	0	5	0	9	-1.61
GULMI	46126	1	KHASTHOK SECONDARY SCHOOL	32.7	56.8	30.4	20.5	40.3	47.1	21	21	0	4	2	0	6	0	15	-4.29
GULMI	46127	1	SHARADA SECONDARY SCHOOL A	25.8	55.2	25.3	24.1	36.3	40	25	25	0	3	7	0	10	0	15	1.35
GULMI	46128	1	BUDDHA SECONDARY SCHOOL AR	36.1	52.1	27.7	25	36.9	39.7	23	23	0	1	6	0	7	0	16	-4.89
GULMI	46129	1	RAGHU PHENDI SECONDARY SCH	24.5	52.4	20.4	14.6	33.5	35.9	16	16	0	0	4	0	4	0	12	-8.44
GULMI	46130	1	UNIQUE CHILDREN'S ACADEMY K	47.5	51.2	37.7	21.6	43.8	44.9	10	10	0	4	1	0	5	0	5	10.13
GULMI	46131	1	JANATA BAL NIKETAN MA VI TUR	31.4	56.4	31.6	33.8	42.9	44.7	18	18	0	7	1	0	8	0	10	6.87
GULMI	46132	1	AMAR SECONDARY SCHOOL NETA	21.8	38	38.2	24.4	26.8	40.8	12	12	0	0	4	0	4	0	8	-3.75
GULMI	46133	1	DADALKA SECONDARY SCHOOL A	29.9	52.2	40.7	28	40.9	31.2	9	9	0	2	4	0	6	0	3	17.5
GULMI	46134	1	BALITHUM NARAHARI KANDEL SE	29.2	45.2	19.8	24.4	35.6	40.2	10	10	0	1	1	0	2	0	8	-10.1
GULMI	46135	1	GYANODAYA SECONDARY SCHO	29.3	54.9	16.3	14.1	42.1	30.4	15	14	0	1	2	0	3	0	11	-9.64
GULMI	46136	2	CHHATRADEVI EVERGREEN ENGL	56.6	61.6	65.4	31.1	55.2	40.6	14	14	0	9	3	0	12	0	2	32.95
ARGHAKHANCHI	47001	1	JANA PRIYA MA VI ASURKOT	25.7	52.5	29.8	22.3	47.7	39.4	49	49	0	6	12	0	18	0	31	-0.46
ARGHAKHANCHI	47002	1	JANA JYOTI MA VI CHUTRABESI	29.4	48.7	21.5	20.4	41.2	35.8	105	105	0	10	17	0	27	0	78	-6.96
ARGHAKHANCHI	47003	1	JYOTI MA VI THADA	29.9	48.3	29.5	17.6	49.8	34.6	70	70	0	7	11	1	19	0	51	-6.25
ARGHAKHANCHI	47004	1	BHAGAWATI MA VI SANKHETARI	32	43.9	35.3	15.9	30.9	35.6	104	104	0	9	27	2	38	0	66	-1.16
ARGHAKHANCHI	47005	1	SIDDHARTHA MA VI HANSAPUR	30.6	50.6	31.6	24.7	37.3	39.8	71	71	0	10	20	1	31	0	40	3.51
ARGHAKHANCHI	47006	1	KRISHNA MA VI MAIDAN	21.1	46.4	19.1	21.6	38.8	34.6	49	49	1	5	7	0	13	0	36	-5.89
ARGHAKHANCHI	47007	1	SIVA MADAN MA VI SATINETA	27	51.4	34.1	23.2	37.5	39.5	41	41	0	5	15	0	20	0	21	6.31
ARGHAKHANCHI	47008	1	JANATA MA VI AAMPKHOLA KIMD	28	46.9	17.9	22.6	34.3	33.7	45	45	0	2	9	0	11	0	34	-8.25
ARGHAKHANCHI	47009	1	NUWAKOT MA VI CHIDICHAUR	30.5	48.1	33.7	22.7	40.3	42.1	27	27	0	4	7	0	11	0	16	2.08
ARGHAKHANCHI	47010	1	KAMALA MA VI PALI	23.9	51.4	29.6	25.3	37.9	34.7	34	34	0	2	13	0	15	0	19	2.98
ARGHAKHANCHI	47011	1	MAHENDRA VIDYABODH MA VI B	24	48.3	22.7	13.2	40.3	35.3	44	43	0	5	1	0	6	0	37	-13.3
ARGHAKHANCHI	47012	1	HARIHAR SAN TATHA SADHARAN	28.1	50.2	29.6	26.7	36	38.2	10	10	0	1	4	0	5	0	5	6.75

**PERFORMANCE OF ALL SCHOOLS IN SLC EXAMINATION BY DISTRICTS**  
**2071 BS (2015 AD)**

DISTRICT	SCODE	ST	SCHOOL	AVERAGE MARKS IN COMP. SUBJECTS						STUDENT		PASS DIVISION					WLD	FLD	SEM
				ENG	NEP	MAT	SCI	SOC	HPE	TAP	TAPRD	DIS	FIR	SEC	TIR	PASS			
ARGHAKHANCHI	47013	1	SARASWATI MA VI SURYATHUM	25	46.7	16.9	11.3	37	29.6	57	57	0	4	3	0	7	0	50	-14.8
ARGHAKHANCHI	47014	1	SUDHA MA VI JUKENA	24	42.4	16.4	15.4	29.6	37	51	50	0	2	5	0	7	0	43	-14.2
ARGHAKHANCHI	47015	1	JIVANODDHAR MA VI WANGLA	36.7	50.8	33	22	33.7	40.3	61	61	0	16	10	0	26	0	35	4.43
ARGHAKHANCHI	47016	1	ADARSHA MA VI KHANDAHA	33.1	56.3	40.9	30.9	42.9	39.6	79	79	0	15	38	2	55	0	24	18.55
ARGHAKHANCHI	47017	1	VIJAYA MA VI DIBHARNA	27.1	41.5	26.9	13.7	29.5	33.9	69	68	0	4	11	2	17	0	51	-8.06
ARGHAKHANCHI	47018	1	JANA JAGRITI MA VI DHANACHOU	18.2	48.4	11.6	13.2	27.8	30	47	47	0	0	5	0	5	0	42	-16.5
ARGHAKHANCHI	47019	1	SARBAJANIK MA VI CHHATRAGUN	29.7	47.5	20.1	19.8	31.2	31.7	57	57	0	6	8	0	14	0	43	-7.5
ARGHAKHANCHI	47020	1	PHARSAWA TAKURA MA VI SANGA	35.6	56.5	26.2	16.9	42.9	41	17	17	0	3	3	0	6	0	11	-0.66
ARGHAKHANCHI	47021	1	BISHWA MA VI ARJUN PIPALNETA	21	40.5	21.6	12.9	38.9	32.8	54	54	0	6	6	0	12	0	42	-8.75
ARGHAKHANCHI	47022	1	SHANTI MA VI AUWALA DHARAPA	21	39	21.4	16.2	35.6	29.6	96	96	0	5	18	0	23	0	73	-8.44
ARGHAKHANCHI	47023	1	JANA JAGRITI MA VI SIDDHARA	37.4	49.5	27.4	26.1	44.6	40.2	19	19	0	5	1	0	6	0	13	-1.78
ARGHAKHANCHI	47024	1	NEPAL RASTRIYA MA VI PANENA	33.4	51	42.1	26.6	45.3	43.7	17	17	0	4	10	0	14	0	3	26.47
ARGHAKHANCHI	47025	1	PRABHAKAR MA VI SIMALPANI	25.2	44.8	21.2	12.5	43.4	29	28	28	0	2	3	0	5	0	22	-10.8
ARGHAKHANCHI	47026	1	CHANDRA MA VI SANO CHIDIKA	32.7	49	24.1	23.2	39.2	35.8	44	44	0	8	5	1	14	0	30	-2.78
ARGHAKHANCHI	47027	1	SHARADA MA VI DHIKURA	23.8	46.3	15.6	11.2	32.3	31.7	53	52	0	2	4	1	7	0	45	-14.7
ARGHAKHANCHI	47028	1	BIRENDRA MA VI MARENG	37.6	51.1	27.3	24.6	28.3	44.2	35	35	0	2	11	0	13	0	22	-0.96
ARGHAKHANCHI	47029	1	SHANTI MA VI BANGIARUKHOR	31.4	56.1	32.7	25	45.8	41.5	59	59	0	10	15	0	25	0	34	3.24
ARGHAKHANCHI	47030	1	NE RA MA VI THULOPOKHARA	29.3	46.3	19.2	15.5	37.2	32.2	103	103	0	11	16	0	27	0	76	-6.55
ARGHAKHANCHI	47031	1	MANDRE MA VI MANDRE	26	48.7	19.5	15.2	46.5	37.7	33	33	0	1	5	0	6	0	27	-11.9
ARGHAKHANCHI	47032	1	SARASWOTI MA VI BHAGAWATI	20.8	48.1	27.5	18.7	42.6	31.2	46	46	1	6	7	0	14	0	32	-3.34
ARGHAKHANCHI	47033	1	DHATIWANG MA VI DHATIWANG	29.8	54.3	33.1	25.4	36.3	33.1	27	26	0	7	9	0	16	0	10	15.14
ARGHAKHANCHI	47034	1	SARASWATI MA VI SITAPUR	24.5	46.5	28.4	18.9	32.7	37.4	34	34	0	5	6	0	11	0	23	-2.65
ARGHAKHANCHI	47035	1	SURYA MA VI GOKHUNGA	24	51.6	27	19.4	43	37.8	50	50	0	5	13	2	20	0	30	0.73
ARGHAKHANCHI	47036	1	DEVI PRABHAB MA VI PATAUTI	30.8	51.1	35.1	19.8	48	40.9	28	28	0	6	5	0	11	0	17	2.01
ARGHAKHANCHI	47037	1	SHIWADAHA MA VI DANGSING JUV	22.3	43.4	16.7	13.9	26.1	33.3	56	56	0	2	5	0	7	0	49	-15.1
ARGHAKHANCHI	47038	1	ARGHA RAJASTHAL MA VI ARGHA	29	58.8	31.7	22.3	46	42.2	24	24	0	2	9	0	11	0	13	4.22
ARGHAKHANCHI	47039	1	DYAUURALI MA VI NIGALI PATAUTI	23.5	41.6	19.1	10.6	26.3	29.2	40	40	0	1	5	0	6	0	34	-13.8
ARGHAKHANCHI	47040	1	JANA KALYAN MA VI BHAGAWATI	38.8	53.5	24.5	19.2	31.3	36.1	27	27	0	3	2	0	5	0	22	-10.8
ARGHAKHANCHI	47041	1	KALIKA NE RA MA VI KHAN LUTIP	32	49.6	37.9	28	43	37.1	41	41	0	8	21	0	29	0	12	19.48
ARGHAKHANCHI	47042	1	ARGHAMEHEL PANI MA VI	26.7	54.3	18	19.2	36.9	36.6	22	22	0	3	2	0	5	0	17	-8.18

**PERFORMANCE OF ALL SCHOOLS IN SLC EXAMINATION BY DISTRICTS**  
**2071 BS (2015 AD)**

DISTRICT	SCODE	ST	SCHOOL	AVERAGE MARKS IN COMP. SUBJECTS						STUDENT		PASS DIVISION						WLD	FLD	SEM
				ENG	NEP	MAT	SCI	SOC	HPE	TAP	TAPRD	DIS	FIR	SEC	TIR	PASS				
ARGHAKHANCHI	47043	1	BHAGAWATI MA VI DHIKURA	31.6	45	10.5	12.8	28.9	34.2	42	42	0	1	3	0	4	0	38	-16.9	
ARGHAKHANCHI	47045	1	GYAN PRAKASH MA VI DIVARNA S	36.3	52.6	37.6	37.8	43.6	41.9	40	40	0	17	8	0	25	0	15	17.44	
ARGHAKHANCHI	47046	1	CHANDRA PRAVA MA VI KHANCHI	32	54	29.7	31.8	42.6	39.7	58	58	0	10	18	0	28	0	30	6.59	
ARGHAKHANCHI	47047	1	SARASWATI MATA MA VI ARGHAT	39.9	53.3	34.6	24.3	35.4	45.5	30	30	0	5	8	0	13	0	17	3.75	
ARGHAKHANCHI	47048	1	SIDDHA NEPAL RASTRIYA MA VI M	32.8	54.8	23	14.4	31.9	33.9	46	46	0	5	6	0	11	0	35	-7.83	
ARGHAKHANCHI	47049	1	BHANU MA VI MAIDAN 5	30.8	55.8	32.7	25.4	38	32.1	34	34	0	5	13	0	18	0	16	8.93	
ARGHAKHANCHI	47050	1	ADARSHA MA VI KHANCHIKOT	21.6	57	26.9	21.3	43.4	37.5	40	40	0	5	5	1	11	0	29	-5.87	
ARGHAKHANCHI	47051	1	SHARADA MA VI KERUNGA AMAR	34.6	58.1	32.7	22.3	35.4	41.4	48	48	0	4	19	1	24	0	24	6.36	
ARGHAKHANCHI	47052	2	ARGHAKHANCHI HIGHER SECOND	61.1	63	80.7	53	56.8	56.6	32	32	12	19	1	0	32	0	0	50.27	
ARGHAKHANCHI	47053	1	GAURA MA VI RAJIYA	26.4	38.5	13.6	11.8	25.5	33.5	25	25	0	2	3	0	5	0	20	-10.4	
ARGHAKHANCHI	47054	1	VAIDYANATH MA VI HANSAPUR B	26.9	50	27.3	20	36.3	31.1	25	25	0	2	7	0	9	0	16	-1.35	
ARGHAKHANCHI	47056	1	YUBABARSA JANATA MA VI HATA	47.6	60.3	65.1	41.2	47.7	46.3	64	64	2	46	16	0	64	0	0	42.66	
ARGHAKHANCHI	47057	1	SHANTI MA.VI. KHILJEE-2, BELBOT	25.2	48.6	28.7	18.6	37.1	37.6	48	48	0	11	4	0	15	0	33	-2.34	
ARGHAKHANCHI	47058	1	BHAGAWATI SECONDARY SCHOOL	20.7	49.1	20.1	14.6	45.1	37.2	18	18	0	0	4	0	4	0	14	-10	
ARGHAKHANCHI	47059	1	VIDHYA VINOD SECONDARY SCHOL	33.3	55.3	25.9	20.5	34	34.2	54	54	0	8	10	0	18	0	36	-2.08	
ARGHAKHANCHI	47060	2	GAURISHANKAR ENGLISH BOARDI	62.2	63.4	84.9	51.6	58.8	62.4	31	31	13	18	0	0	31	0	0	51.29	
ARGHAKHANCHI	47061	1	PRABHAKAR SECONDARY SCHOOL	23.6	50.6	32.8	19.5	43.9	33	26	26	0	2	9	0	11	0	15	2.16	
ARGHAKHANCHI	47062	1	SARASWATI SECONDARY SCHOOL	33.1	55.8	32.9	24.8	51.2	42.6	19	19	0	4	6	0	10	0	9	9.47	
ARGHAKHANCHI	47063	2	MOTHERLAND ENGLISH BOARDING	59.1	62.5	65.9	39.2	49.1	58.5	11	11	3	5	1	0	9	0	2	35.8	
ARGHAKHANCHI	47064	1	DURBASESHWAR SECONDARY SCHOL	20.9	38.6	20.3	17.2	30.4	34.2	10	9	0	1	2	0	3	0	6	-2.5	
ARGHAKHANCHI	47065	2	MALIKA ENGLISH BOARDING SCHOL	66.7	75.2	85.9	49.9	81.1	68.7	14	14	10	4	0	0	14	0	0	55.71	
ARGHAKHANCHI	47066	2	HIMALAYAN ENGLISH BOARDING	63.3	59.6	70.3	44.9	64.8	57.9	30	30	3	23	1	0	27	0	3	39.38	
ARGHAKHANCHI	47067	3	SHIVA MADAN SCHOOL ADGURI-1	28.8	45.2	10.4	17	27.4	21.8	5	5	0	0	0	0	0	0	5	-22.5	
ARGHAKHANCHI	47068	1	KIRAN SECONDARY SCHOOL, NINN	37.3	60	42.2	22.7	37	40.5	26	26	0	9	9	0	18	0	8	20.34	
ARGHAKHANCHI	47069	1	BHUMEDAHA SECONDARY SCHOL	30.4	53	35.8	25.2	54.5	36	21	21	0	5	6	0	11	0	10	9.64	
ARGHAKHANCHI	47070	1	SIDDHA SECONDARY SCHOOL, BA	32.4	55.8	42.4	14.8	39.2	44.2	30	30	0	5	3	0	8	0	22	-5.63	
ARGHAKHANCHI	47071	2	SUNRISE ENGLISH BOARDING HIG	60.1	75.4	85.1	52.5	65.9	65.2	11	11	7	4	0	0	11	0	0	54.55	
ARGHAKHANCHI	47072	2	NEW NEPAL SECONDARY BOARDING	60.8	62.5	73.4	41.5	68.1	62.4	12	12	3	9	0	0	12	0	0	48.75	
ARGHAKHANCHI	47073	2	SANDHIKARKA GREEN ENGLISH	53.8	64.6	69.9	46.1	59.5	58.4	19	19	1	16	0	0	17	0	2	38.68	
ARGHAKHANCHI	47074	1	SARASWATI BHAWAN RASTRIYA S	30.6	44.2	24.3	11.9	43.2	40.1	16	15	0	0	2	0	2	0	13	-15	

**PERFORMANCE OF ALL SCHOOLS IN SLC EXAMINATION BY DISTRICTS**  
**2071 BS (2015 AD)**

DISTRICT	SCODE	ST	SCHOOL	AVERAGE MARKS IN COMP. SUBJECTS						STUDENT		PASS DIVISION					WLD	FLD	SEM
				ENG	NEP	MAT	SCI	SOC	HPE	TAP	TAPRD	DIS	FIR	SEC	TIR	PASS			
ARGHAKHANCHI	47075	1	SIDDHA SECONDARY SCHOOL, PO	29.4	51.9	26	27.9	55.1	40.6	9	9	0	2	1	0	3	0	6	-1.25
ARGHAKHANCHI	47076	1	LAPE SECONDARY SCHOOL, JALU	19.8	42.2	28.1	15.4	35.5	27	32	31	0	0	7	1	8	0	23	-8.3
ARGHAKHANCHI	47077	1	PAWAR SECONDARY SCHOOL, SIM	23.4	47.1	31.1	16.1	42	38.1	20	20	0	2	5	0	7	0	13	-1.69
ARGHAKHANCHI	47078	2	SHAHID MEMORIAL ENGLISH BOA	47.9	50.8	43.7	35.4	48.5	49.8	16	16	2	6	3	0	11	0	5	23.67
ARGHAKHANCHI	47079	1	SUBODHINI SECONDARY SCHOOL,	32.4	49.7	30.4	21.2	36.6	45.8	18	18	0	4	3	0	7	0	11	1.88
ARGHAKHANCHI	47080	1	BALSHIKSHYA SECONDARY SCHO	23.7	49.2	25	17.9	46.8	37.4	29	29	0	2	5	0	7	0	22	-8.15
ARGHAKHANCHI	47081	1	HARI SECONDARY SCHOOL, JUKEN	25.3	50.8	28.4	21.9	32.7	44.7	12	12	0	0	5	0	5	0	7	0.94
ARGHAKHANCHI	47082	1	JANASEWA SECONDARY SCHOOL,	28.1	63	40.5	37	54	39.7	20	20	0	8	10	0	18	0	2	32.63
ARGHAKHANCHI	47083	2	KALIKA ENGLISH BOARDING SCH	54	57.7	52.7	52	47.7	52	3	3	0	2	0	0	2	0	1	22.5
RUPANDEHI	48001	1	PAKLIHAWA MA VI BHAIKAWA	26.3	49.6	37.1	23.6	44.9	48.9	34	34	0	8	6	0	14	0	20	3.31
RUPANDEHI	48002	1	BHAIKAWA MODEL HIGHER SEC	31.1	31	17.8	11.9	25.7	24.3	104	101	0	3	11	0	14	0	87	-14.4
RUPANDEHI	48003	1	RUPANDEHI LILARAM NEUPANE M	41.8	42	30.8	17.1	31.5	31.3	162	162	1	31	20	0	52	0	110	-2.13
RUPANDEHI	48004	1	PARROHA HIGHER SECONDORY SC	33.1	46.8	32.1	18	45.2	40.1	170	170	0	24	33	0	57	0	113	-2.05
RUPANDEHI	48005	1	MAHAMAYA BHAWANI HIGHER SE	39.1	54.1	35.1	37.6	42.2	46.3	57	57	2	12	21	0	35	0	22	15.33
RUPANDEHI	48006	1	PHARSATIKAR HIGHER SECONDAR	31.4	46.7	30.3	19.9	34.3	53.2	79	79	3	12	18	0	33	0	46	3.7
RUPANDEHI	48007	1	THUTIPAL MA VI THUTIPAL	21.6	37.7	19.9	9.6	35.2	29.9	75	74	0	2	5	0	7	0	67	-16.9
RUPANDEHI	48008	1	JANA JAGRITI MA VI KARUWANI	14.9	30.3	15.4	9.2	29.4	26.7	47	45	0	0	2	0	2	0	43	-20
RUPANDEHI	48009	1	SURYAPURA HIGHER SECONDARY	26.7	29.9	22.8	12.4	23.5	28.7	135	135	0	7	18	3	28	0	107	-10.5
RUPANDEHI	48010	1	RAMAPUR MA VI RAMAPUR	42.3	51.5	48.9	24.8	56	46.8	60	60	6	15	13	0	34	0	26	14.81
RUPANDEHI	48011	1	PUBLIC HIGHER SECONDARY SCH	26.7	38	27.8	14.1	36.1	34.9	85	85	0	7	17	0	24	0	61	-5.69
RUPANDEHI	48012	1	BUDDHA ADARSHA MA VI LUMBIN	24	32.3	16.8	11.3	30.8	30.5	71	71	0	2	9	0	11	0	60	-13.5
RUPANDEHI	48013	1	MARCHABAR ADARSHA MA VI MA	25.9	29.7	21.7	14.2	43.5	28.9	115	115	0	7	18	1	26	0	89	-9.18
RUPANDEHI	48014	1	RAM NARESH YADAV MA VI DHAR	26.4	32	17.2	17.7	34.9	33.8	144	144	0	9	17	0	26	0	118	-11.6
RUPANDEHI	48015	1	UJIR SINGH MA VI BUTWAL	25.6	52.5	33.9	24.7	42	45.4	39	39	0	6	15	0	21	0	18	9.52
RUPANDEHI	48016	1	BHANU MA VI SIDDHARTHANAGA	20.8	42.4	20.7	18.7	34.3	43.1	68	68	0	8	5	0	13	0	55	-10.4
RUPANDEHI	48017	1	HARAIYA MA VI HARAIYA	36	48	38.7	21.3	57.8	38.5	82	82	3	24	12	0	39	0	43	8.51
RUPANDEHI	48018	2	DEEP BOARDING HIGH SCHOOL, B	55.8	65.4	73.9	45.1	59.4	60.4	149	149	43	102	1	0	146	0	3	47.89
RUPANDEHI	48019	2	BUDDHA JYOTI MA VI SIDDARTHA	51.6	48.3	61.8	42.2	54.6	49.3	26	26	1	20	5	0	26	0	0	43.41
RUPANDEHI	48020	1	KRISHAK ADARSHA HIGHER SECO	23.7	32.5	17.6	16.8	26.3	29.6	110	110	0	4	22	0	26	0	84	-8.8
RUPANDEHI	48021	1	SHANTI MODEL HIGHER SECONDA	51.1	63.2	60.6	39.4	66.2	50.6	192	192	49	91	19	0	159	0	33	36.11

**PERFORMANCE OF ALL SCHOOLS IN SLC EXAMINATION BY DISTRICTS**  
**2071 BS (2015 AD)**

DISTRICT	SCODE	ST	SCHOOL	AVERAGE MARKS IN COMP. SUBJECTS						STUDENT		PASS DIVISION						WLD	FLD	SEM
				ENG	NEP	MAT	SCI	SOC	HPE	TAP	TAPRD	DIS	FIR	SEC	TIR	PASS				
RUPANDEHI	48022	1	GIRVAN SARASWATI SAN TATHA S	33.9	49.6	35.9	20.2	46.4	37.1	47	46	0	7	11	0	18	0	28	1.22	
RUPANDEHI	48023	1	BUTWAL MA VI BUTWAL	29.3	49.8	29.1	24.4	41.9	49.1	35	35	0	7	10	0	17	0	18	7.07	
RUPANDEHI	48024	1	KALIKA HIGHER SECONDARY SCH	52.1	56.3	54.5	48.4	53.6	55.5	129	129	12	83	22	0	117	0	12	38.2	
RUPANDEHI	48025	1	KANTI HIGHER SECONDARY SCHO	55	59.2	68.6	51.9	57.7	60.1	129	129	47	57	16	0	120	0	9	44.36	
RUPANDEHI	48026	1	SHREE NAWARATNA HIGHER SECC	35.1	53.8	31.6	18.5	36.9	51.9	78	78	1	15	8	0	24	0	54	-2.69	
RUPANDEHI	48027	1	TIKULIGADH HIGHER SECONDARY	32.6	42.1	30.5	15	37.7	35.1	42	42	0	4	6	0	10	0	32	-8.04	
RUPANDEHI	48028	1	GAUTAM BUDDHA HIGHER SECON	27.2	44.7	23.3	11.3	35	32.7	61	60	0	4	6	0	10	0	50	-12.4	
RUPANDEHI	48029	1	GAJEDI HIGHER SECONDARY SCH	31.1	48.5	32.3	31	40	29.5	50	50	0	9	11	2	22	0	28	3.88	
RUPANDEHI	48030	1	PASHUPATI MA VI SALJHANDI	42.3	51.3	37.2	30.8	44.2	36	96	96	1	26	35	2	64	0	32	18.12	
RUPANDEHI	48031	1	BAREWA HIGHER SECONDARY SC	27	34.8	18.1	23.4	41.4	28.9	90	90	0	5	10	5	20	0	70	-9.92	
RUPANDEHI	48032	1	SHIVAPUR HIGHER SECONDARY S	24.1	47	20.3	12.9	36.5	33.1	95	95	0	5	9	0	14	0	81	-13.6	
RUPANDEHI	48033	1	GYANODAYA RATRI MA VI BUTWA	25.1	38.9	14.2	13.2	36.6	42	12	12	0	1	1	0	2	0	10	-12.2	
RUPANDEHI	48034	1	MAHATMA BUDDHA MA VI PIPARI	22.5	40.8	20.3	22.9	30.4	46	43	43	1	7	7	0	15	0	28	-0.44	
RUPANDEHI	48035	1	KARMAHAWA MA VI KARMAHAW	29.5	26.9	19.2	21.4	30.9	32.3	57	57	0	4	8	1	13	0	44	-9.05	
RUPANDEHI	48036	1	JANATA HIGHER SECONDARY SCH	27.7	48.3	22.3	19.9	34	32	119	119	0	12	22	1	35	0	84	-4.9	
RUPANDEHI	48037	1	SHANKARNAGAR DURGADATTA U	37.4	57.3	46	31.3	47.1	37.1	41	41	2	11	16	0	29	0	12	21.59	
RUPANDEHI	48038	1	JANA JYOTI HIGHER SECONDARY S	34.2	51.7	48.2	31.9	40.4	47.4	59	59	1	17	28	0	46	0	13	25.04	
RUPANDEHI	48039	1	SUSANSKRIT MA VI SHANTINAGAR	26.7	49.8	29.7	31	46.5	52.3	32	32	0	5	11	0	16	0	16	7.38	
RUPANDEHI	48040	1	GYANODAYA MA VI BUTWAL	33.1	40.8	19	22.8	37.8	40.7	27	27	0	5	3	0	8	0	19	-3.75	
RUPANDEHI	48041	2	NEW LIGHT HIGHER SECONDARY S	52.4	54.6	59.3	33.2	47.7	43.8	72	72	10	31	13	0	54	0	18	28.18	
RUPANDEHI	48042	2	KANTI PUNJA AWASIYA MADHYAN	56.5	61.1	50.9	34.7	64	45.2	22	22	1	15	3	0	19	0	3	34.94	
RUPANDEHI	48043	2	NEW HORIZON ENGLISH BOARDIN	59.4	67.2	73.9	41.7	54.7	59.4	318	318	84	199	18	0	301	1	16	44.79	
RUPANDEHI	48044	2	EBENEZER AND NEW VISION UCHI	56.8	60.5	64.1	49.1	69.7	53.6	19	19	5	13	1	0	19	0	0	48.36	
RUPANDEHI	48045	1	BHAGALAPUR HIGHER SECONDAR	23.2	39.3	17	30.2	30.9	38.3	86	86	1	4	9	0	14	0	72	-12.5	
RUPANDEHI	48046	1	PASCHIM PAHUNI MA VI	31.1	44.1	22.5	17	40	32.8	32	32	0	4	4	0	8	0	24	-7.03	
RUPANDEHI	48047	2	PEARL INTERNATIONAL ACADEMY	45.6	51.6	53.7	20.6	55.4	45.9	71	71	2	25	6	0	33	0	38	8.35	
RUPANDEHI	48048	2	BHIMSEN MEMORIAL HIGH SCHOC	41.5	38.1	41.3	30.3	45.4	38.7	15	15	0	1	14	0	15	0	0	34.5	
RUPANDEHI	48049	1	SAINA MAINA HIGHER SECONDAR	37.2	52.7	36.6	27.1	49.3	43.6	79	79	2	22	23	1	48	0	31	15.35	
RUPANDEHI	48050	1	KERWANI HIGHER SECONDARY SC	34.3	49.5	34.6	27.2	44.1	33.8	128	128	2	22	42	1	67	0	61	9.21	
RUPANDEHI	48051	1	SIDDHESWAR LAL KUMARI HIGHE	39.1	53.4	54.1	36.3	43.5	49.3	41	41	1	14	22	2	39	0	2	35.01	

**PERFORMANCE OF ALL SCHOOLS IN SLC EXAMINATION BY DISTRICTS**  
**2071 BS (2015 AD)**

DISTRICT	SCODE	ST	SCHOOL	AVERAGE MARKS IN COMP. SUBJECTS						STUDENT		PASS DIVISION					WLD	FLD	SEM
				ENG	NEP	MAT	SCI	SOC	HPE	TAP	TAPRD	DIS	FIR	SEC	TIR	PASS			
RUPANDEHI	48052	2	LUMBINI SISHU SADAN BOARDING	46.8	46.6	53	37.2	53.9	51.1	17	17	1	8	7	0	16	0	1	37.28
RUPANDEHI	48053	1	NAYA GAUN UCHHA MA VI, BUTW	37.3	50.3	48.2	25.4	45	41.2	66	65	1	17	27	0	45	0	20	19.79
RUPANDEHI	48054	2	SUNSHINE BOARDING HIGH SCHOC	58.1	47.8	59.6	51.6	51.3	53.4	82	82	6	55	10	0	71	0	11	35.67
RUPANDEHI	48055	2	SIDDHARTHA ENGLISH BOARDING	63.8	68.4	79.9	51.3	61.8	55.5	125	125	65	58	1	0	124	0	1	52.17
RUPANDEHI	48056	1	PASHUPATI HIGHER SECONDARY S	29.9	44.6	33.5	18	38.1	34.5	65	65	1	12	5	0	18	0	47	-4.44
RUPANDEHI	48057	2	BUTWAL ELITE HIGHER SECONDA	62.8	60.5	58.4	43.7	70	64.3	44	44	10	31	1	0	42	0	2	45.09
RUPANDEHI	48058	2	OXFORD HIGHER SECONDARY SCH	60.3	56.6	73.4	48.8	61	54.2	86	86	23	62	1	0	86	0	0	48.88
RUPANDEHI	48059	1	NAHARPUR MA VI BUTWAL-13	31.6	59.2	33.9	19.4	40.6	35.9	74	74	0	11	20	1	32	0	42	3.36
RUPANDEHI	48060	1	RUDRAPUR MA VI RUDRAPUR	32	46.1	29.3	18.9	34.8	35.2	47	47	0	4	14	0	18	0	29	0
RUPANDEHI	48061	1	MOTIPUR HIGHER SECONDARY SC	24.9	42.7	24.4	17.6	36.8	56.5	76	76	1	10	7	0	18	0	58	-7.35
RUPANDEHI	48063	2	ARANIKO ENGLISH SCHOOL BHAL	41.9	55.1	48.6	26	52.7	46.9	36	36	2	16	5	0	23	0	13	19.9
RUPANDEHI	48064	2	LUMBINI BOARDING SCHOOL BUT	56.6	65.5	67.7	42	68.2	54.2	30	30	11	16	3	0	30	0	0	49.37
RUPANDEHI	48065	2	AXIS HIGHER SECONDARY SCHOO	51.3	46.4	54.1	35.6	47.5	46.1	30	30	1	17	8	0	26	0	4	33.5
RUPANDEHI	48066	1	LUMBINI GYANNIKETAN HIGHER S	32.4	41.7	25.9	17.1	46.6	35.5	75	74	1	8	8	0	17	0	57	-8.01
RUPANDEHI	48067	2	PARAMOUNT BOARDING HIGHER S	60.4	56.8	70.6	45.8	56.9	55.9	161	161	33	109	14	0	156	0	5	45
RUPANDEHI	48068	2	SIDDHI CHILDREN'S ACADEMY BO	54.9	56.1	44.4	34.9	58.4	46.5	25	25	4	14	1	0	19	0	6	30.75
RUPANDEHI	48069	2	NEW PINEWOOD ENGLISH BOARDI	53.6	55.8	56.1	33.6	59.3	44.2	40	40	4	26	7	0	37	0	3	39.47
RUPANDEHI	48070	2	NEW ENVIRONMENT ENGLISH SEC	54.1	59.5	67.1	36.6	64	43.8	119	119	20	74	16	0	110	0	9	40.9
RUPANDEHI	48072	2	EVEREST ENGLISH BOARDING HIG	64	71	76.3	42.5	53.4	60.1	164	164	56	102	5	0	163	0	1	49.37
RUPANDEHI	48073	2	LITTLE FLOWERS ENGLISH HIGHE	49.6	66.8	61	39.8	69.8	56	51	51	17	24	3	0	44	0	7	40.07
RUPANDEHI	48074	2	EAST WEST EDUCATION CENTRE F	47.7	38.2	46.5	23	51.8	46	24	24	2	8	3	0	13	0	11	13.91
RUPANDEHI	48075	2	EVER SHINING ENGLISH BOARDING	49.1	52	53.1	40.7	48.8	47.7	29	29	3	13	6	0	22	0	7	27.93
RUPANDEHI	48076	2	MINERVA ENGLISH BOARDING HIG	49.6	48	50.4	20.4	62.4	46.8	37	37	0	21	0	0	21	0	16	15.81
RUPANDEHI	48077	2	SUMMIT ENGLISH BOARDING SCHC	54.8	62.3	62.1	34	63.6	46.4	51	51	9	34	2	0	45	0	6	39.26
RUPANDEHI	48078	2	ADARSH VIDYA MANDIR ENGLISH	44.1	55.1	54.6	41.2	65.1	49.5	18	18	2	12	2	0	16	0	2	37.92
RUPANDEHI	48079	2	PRABHAT ENGLISH BOARDING HIG	57.7	56	81.2	56.5	60.8	55.3	86	86	39	42	4	0	85	0	1	50.49
RUPANDEHI	48080	2	IDEAL ENGLISH BOARDING SCHOC	60.2	55.3	70.1	43.4	60.1	58.2	26	26	6	18	2	0	26	0	0	47.6
RUPANDEHI	48081	1	KHADGA MA VI DURGANAGAR	19	35.8	21.8	27.8	29.9	38	73	73	1	5	8	0	14	0	59	-10.6
RUPANDEHI	48082	1	SEMARA BAZAR MA VI KARHIYA	22.1	38.4	20.2	15.5	27.3	29.5	53	53	0	5	5	0	10	0	43	-10.8
RUPANDEHI	48083	2	CANON HIGHER SECONDARY SCHC	60.5	51.9	71.5	42.7	56.4	52.3	60	60	13	40	2	0	55	0	5	42.25

**PERFORMANCE OF ALL SCHOOLS IN SLC EXAMINATION BY DISTRICTS**  
**2071 BS (2015 AD)**

DISTRICT	SCODE	ST	SCHOOL	AVERAGE MARKS IN COMP. SUBJECTS						STUDENT		PASS DIVISION					WLD	FLD	SEM
				ENG	NEP	MAT	SCI	SOC	HPE	TAP	TAPRD	DIS	FIR	SEC	TIR	PASS			
RUPANDEHI	48084	2	BUTWAL GLORY ENGLISH BOARDI	53.8	54.7	60.1	42.8	56.5	48.1	72	72	10	40	17	0	67	0	5	39.74
RUPANDEHI	48085	1	BHABISYA NIRMAN HIGHER SECO	35.6	53	41.1	13.9	43.5	35.7	43	43	0	6	3	0	9	0	34	-9.16
RUPANDEHI	48086	1	JANA PRIYA MA VI DEVDAHA BHA	36.5	45.2	32.6	29.6	46.2	32	45	45	0	9	17	4	30	0	15	16.38
RUPANDEHI	48087	2	KUNWARWARTI ENGLISH BOARDI	56.4	63.7	70.7	37.9	67.2	46.1	37	37	6	28	1	0	35	0	2	43.48
RUPANDEHI	48088	2	GANESH GYAN JYOTI PUBLIC MA V	56	56.7	64.9	37.6	59.8	66.2	46	46	9	30	2	0	41	0	5	40.11
RUPANDEHI	48089	1	HAZI AINYATULLAH MA VI SEMRA	23.8	32.4	15.6	21.3	40.3	27.9	56	56	0	1	11	0	12	0	44	-10.2
RUPANDEHI	48090	2	NAMUNA ENGLISH BOARDING SCH	52.3	50.1	48.2	41.1	54.2	48.3	44	44	6	19	11	0	36	0	8	31.96
RUPANDEHI	48091	2	MOON LIGHT HIGHER SECONDARY	51.3	50.3	44.8	26.6	53.8	49.7	93	91	3	40	21	0	64	0	27	22.87
RUPANDEHI	48092	2	WESTERN ACADEMY, BUTWAL	55.1	67.2	59.6	39.7	71.3	44.4	17	17	3	12	0	0	15	0	2	39.71
RUPANDEHI	48093	2	NAVA PRABHAT ENGLISH SCHOOL	60.1	58.1	83.8	38.8	75	56.9	78	78	26	51	1	0	78	0	0	49.86
RUPANDEHI	48094	2	JAYCEES KINDERGARTEN HIGH SC	58	46.8	65.4	53.3	56.9	52	85	85	13	56	14	0	83	0	2	43.85
RUPANDEHI	48095	2	MANASLU ENGLISH BOARDING SC	58.5	56.3	56.6	36.9	54.1	60.4	20	20	3	16	1	0	20	0	0	46.69
RUPANDEHI	48096	2	NEW STANDARD ENGLISH SCHOOL	60.1	59.6	81.2	55.5	68	56.6	20	20	8	12	0	0	20	0	0	51
RUPANDEHI	48097	2	BRIHASPATI HIGHER SECONDARY	57.9	51.8	72.2	53.7	61	53.9	54	54	16	33	1	0	50	0	4	44.24
RUPANDEHI	48098	2	GALAXY ENGLISH BOARDING HIG	55.3	49.6	66.1	52.5	53.5	49.6	74	74	9	49	13	0	71	0	3	42.11
RUPANDEHI	48099	2	LITTLE FLOWER ENGLISH HIGH SC	54.2	65.8	68.8	37.4	53.3	40.7	12	12	1	10	0	0	11	0	1	40.62
RUPANDEHI	48100	2	SIDDHARTHA MEMORIAL ACADEM	57.5	74.3	70.2	46.2	77.8	58.5	44	44	23	21	0	0	44	0	0	52.84
RUPANDEHI	48101	2	GREEN PLANT BOARDING HIGHER	53.8	58.5	60.2	26.2	59.1	46.4	41	41	8	11	5	0	24	0	17	18.57
RUPANDEHI	48102	1	JANA KALYAN MA VI DUDHARAKS	39.4	54	36.3	36.1	51.1	39.6	59	59	0	30	15	0	45	0	14	26.12
RUPANDEHI	48103	1	BHAINSAHI MA VI RUDRAPUR BHA	20.5	47.1	15.6	14.6	31.3	34.6	39	39	0	3	4	0	7	0	32	-11.5
RUPANDEHI	48104	2	CRYSTAL KNOWLEDGE ACADEMY	53.6	51.9	68.8	35.3	56.5	46.3	43	43	4	28	9	0	41	0	2	40.9
RUPANDEHI	48105	2	ST. JOSEPH ENGLISH HIGHER SECC	45.7	50.9	50.6	28.7	49.5	43.7	71	71	5	22	14	0	41	0	30	15.32
RUPANDEHI	48106	2	MANAKAMANA ENGLISH HIGH SC	59.3	57.2	61.2	38.3	61.1	54.3	32	32	2	27	3	0	32	0	0	44.88
RUPANDEHI	48107	2	MONTESSORI MEMORIAL BOARDIN	56.6	62.5	70.3	50.6	66.4	58	28	28	7	20	0	0	27	0	1	46.34
RUPANDEHI	48108	1	JANATA HIGHER SECONDARY SCH	23.4	29.4	20.1	13	42.7	29.5	134	134	0	7	16	1	24	0	110	-11.9
RUPANDEHI	48109	2	SIDDHI VINAYAK MA VI SEMLAR	60.6	60.8	67.9	42.9	60	65.1	19	19	5	12	1	0	18	0	1	44.8
RUPANDEHI	48110	2	SCHOLARS HOME ENGLISH BOARI	60.3	52.1	54.4	37.3	54	62.4	57	57	8	35	3	0	46	0	11	33.49
RUPANDEHI	48111	1	KHUDABAGAR MA VI KHUDABAG	32.3	37.7	31	21.3	40.2	31.3	76	75	0	12	19	0	31	0	44	2.55
RUPANDEHI	48112	1	CHILHIYA MA VI CHILHIYA	26.6	40	26.3	14.6	40.5	31.7	67	67	0	10	8	0	18	0	49	-5.71
RUPANDEHI	48113	2	SHINING STAR ENGLISH BOARDING	58.8	50.4	60.1	45.8	62.4	51.9	37	37	7	27	3	0	37	0	0	46.93



**PERFORMANCE OF ALL SCHOOLS IN SLC EXAMINATION BY DISTRICTS**  
**2071 BS (2015 AD)**

DISTRICT	SCODE	ST	SCHOOL	AVERAGE MARKS IN COMP. SUBJECTS						STUDENT		PASS DIVISION						WLD	FLD	SEM
				ENG	NEP	MAT	SCI	SOC	HPE	TAP	TAPRD	DIS	FIR	SEC	TIR	PASS				
RUPANDEHI	48114	1	JOGADA MA VI JOGADA	30.3	34.2	23.3	23.2	40.9	35.4	45	44	0	6	7	0	13	0	31	-4.35	
RUPANDEHI	48115	2	SUN MODEL ENGLISH BOARDING S	47.8	61.7	42.6	32.8	42	42	23	23	0	8	9	0	17	0	6	22.99	
RUPANDEHI	48116	1	JAN JAGRITI MA VI JOGIKUTI SHAN	49.8	67.7	49.3	34.4	53.3	37.8	51	51	2	30	9	0	41	0	10	30.37	
RUPANDEHI	48117	2	AIMS ENGLISH HIGHER SECONDAR	57.7	55.5	50.4	37.5	53.9	62.8	40	40	5	25	2	0	32	0	8	32.81	
RUPANDEHI	48118	2	DREAM VISION SCHOOL OF PHARS	58.3	68	69	44	69.6	59.3	27	27	11	15	1	0	27	0	0	50.69	
RUPANDEHI	48119	2	NEPAL NALANDA SECONDARY BO	58	48.1	67.1	53.1	53.6	48.2	26	26	3	17	4	0	24	0	2	39.81	
RUPANDEHI	48120	1	SANSKRIT VIDHYASRAM SHANTIN	23.6	42.4	31.6	15.2	30.6	21.6	5	5	0	0	0	1	1	0	4	-13.2	
RUPANDEHI	48121	2	TILOTTAMA ENGLISH HIGHER SEC	43.4	59.2	54	31.8	59.5	47.7	64	64	13	23	6	0	42	0	22	23.79	
RUPANDEHI	48122	2	MISSION MOUNT ACADEMY, BUTW	55.5	44.1	44.9	37.9	47.8	57	8	8	0	5	1	0	6	0	2	26.72	
RUPANDEHI	48123	1	DEVDAHA HIGHER SECONDARY SC	39.4	58.1	28.5	17.9	46.9	40.6	83	83	1	13	13	0	27	0	56	-2.12	
RUPANDEHI	48124	2	SAI GLOBAL HIGHER SECONDARY	50.9	53.1	52.6	28.3	58.4	46	59	59	3	29	11	0	43	0	16	25.36	
RUPANDEHI	48125	2	AMAR JYOTI ENGLISH MEDIUM SC	50.6	58.1	67	46.7	60.6	53.1	54	54	9	42	1	0	52	0	2	44.79	
RUPANDEHI	48126	2	A R D MODEL ENGLISH SECONDAR	45.6	44.8	45.4	43.6	49.2	40.3	13	13	1	2	8	0	11	0	2	28.85	
RUPANDEHI	48127	2	C B PUBLIC SCHOOL NEWROAD	47.3	55.5	50.5	42.9	51.8	41.8	22	22	2	11	5	0	18	0	4	31.53	
RUPANDEHI	48128	2	LITTLE STAR BOARDING HIGH SCH	43.5	53.6	57.7	23.7	56.7	48.6	56	56	3	24	5	0	32	0	24	15.87	
RUPANDEHI	48129	2	SAGARMATHA HIGHER SECONDAR	59.7	63.5	63.5	35.5	69.3	54.4	62	62	15	38	0	0	53	0	9	38.83	
RUPANDEHI	48130	2	MUNAL ENGLISH BOARDING SCHC	57.8	71	69.6	37.8	68.2	47.3	25	25	5	20	0	0	25	0	0	48	
RUPANDEHI	48131	2	PASHCHIMANCHAL ENGLISH SCHC	56.7	58.8	54.2	33.5	63.9	53.6	102	102	9	65	18	0	92	0	10	37.72	
RUPANDEHI	48132	2	RAMAPUR REVIVAL ENGLISH BOA	60.1	68.6	73.1	43.6	75.1	50.3	34	34	9	25	0	0	34	0	0	48.97	
RUPANDEHI	48133	1	CHHOTAKI RAMNAGAR MA VI CHI	20.9	30.3	20.1	12.3	25.9	20.4	53	52	0	2	5	1	8	0	44	-13.6	
RUPANDEHI	48134	2	SHREE BUDDHA ENGLISH SCHOOL	60.1	66.4	86.4	49.6	65.8	46.4	14	14	7	7	0	0	14	0	0	52.5	
RUPANDEHI	48135	2	BUDDHA DEEP ENGLISH BOARDIN	52.6	58.2	68.6	32.4	49.3	45.9	47	47	6	29	5	0	40	0	7	35.66	
RUPANDEHI	48136	2	NEW ERA BOARDING HIGHER SEC	49.2	53.1	64.3	46.6	60	50.4	45	45	5	32	5	0	42	0	3	40.92	
RUPANDEHI	48137	1	DURGA BHAWANI HIGHER SECONI	40	55.5	39.7	24.9	45.6	46.5	58	58	2	14	16	0	32	0	26	12.16	
RUPANDEHI	48138	2	SHANTA JYOTI ENGLISH BOARDIN	50.4	53.1	47.3	43.2	48.5	55.8	41	41	4	21	10	0	35	0	6	33.84	
RUPANDEHI	48139	2	BUTWAL PUBLIC SCHOOL SHANKA	61.6	65.9	69.9	45.9	57.3	50.3	79	79	19	56	2	0	77	0	2	46.61	
RUPANDEHI	48140	2	KASHI NOBLE ACADEMY, SIDDHA	55.4	63.2	51.4	33.4	65.6	55.8	95	95	14	51	9	0	74	0	21	31.22	
RUPANDEHI	48141	2	LORD GAUTAM BUDDHA ENGLSIH	41.5	41.7	42.1	22.3	51.6	40	22	22	0	7	3	0	10	0	12	6.65	
RUPANDEHI	48142	2	SKYLAND ENGLISH HIGH SCHOOL	54.5	59.6	45.4	32.5	53.2	39.3	19	19	1	7	5	0	13	0	6	21.51	
RUPANDEHI	48143	2	OXFORD MODERN ENGLISH HIGH S	50.6	53.4	64.2	27.3	44.9	46.6	20	20	0	10	4	0	14	0	6	22.5	

**PERFORMANCE OF ALL SCHOOLS IN SLC EXAMINATION BY DISTRICTS**  
**2071 BS (2015 AD)**

DISTRICT	SCODE	ST	SCHOOL	AVERAGE MARKS IN COMP. SUBJECTS						STUDENT		PASS DIVISION						WLD	FLD	SEM
				ENG	NEP	MAT	SCI	SOC	HPE	TAP	TAPRD	DIS	FIR	SEC	TIR	PASS				
RUPANDEHI	48144	2	SAINA MAINA MEMORIAL SCHOOL	56.9	55.3	70	53.6	57.3	52.7	27	27	5	22	0	0	27	0	0	47.78	
RUPANDEHI	48145	2	LITTLE ROSE BOARDING SCHOOL C	56.5	50.7	41.1	37.3	42	49.6	22	22	1	8	7	0	16	0	6	23.69	
RUPANDEHI	48146	2	KALIKA PUBLIC HIGH SCHOOL BET	46.4	45.4	55.3	35.9	47.8	46.2	57	57	3	28	21	0	52	0	5	35.72	
RUPANDEHI	48147	2	BUDDHA GYAN NIKETAN ENGLISH	42	43.1	30.5	23.6	47	39.4	27	27	0	7	5	0	12	0	15	5.42	
RUPANDEHI	48148	1	HASANAPUR SECONDARY SCHOOL	31.5	51.5	28.1	28.6	41.1	34.8	51	51	0	3	21	1	25	0	26	5.54	
RUPANDEHI	48149	2	BUTWAL EX-ARMY ENGLISH HIGH	53.6	60.4	73.6	54.8	61.9	53.4	20	20	5	13	2	0	20	0	0	47.63	
RUPANDEHI	48150	2	SUNGABHA PUBLIC SCHOOL PARR	59.3	54	74.2	60	61.7	54	61	61	17	42	2	0	61	0	0	48.81	
RUPANDEHI	48151	2	MOTHERLAND ENGLISH SCHOOL N	56.7	63	61.2	30.2	53.2	44	26	26	5	13	1	0	19	0	7	29.28	
RUPANDEHI	48152	1	MANAVGYAN HIGHER SECONDAR	28	37.4	18.8	13.4	32.5	35.1	15	15	0	0	3	0	3	0	12	-11.3	
RUPANDEHI	48153	1	DURGA VAIDIK SANSKRIT VIDYAP	33.7	60.6	43.5	53.9	42.9	49.7	11	11	0	5	6	0	11	0	0	38.86	
RUPANDEHI	48154	2	TINAU ENGLISH BOARDING SCHOC	62.6	63.9	64.9	42.5	58.5	65.7	59	59	16	41	0	0	57	0	2	46.78	
RUPANDEHI	48155	2	DEVDAHA ENGLISH BOARDING SC	54.1	60	58.7	28.6	64.9	49	60	60	8	37	0	0	45	0	15	30.12	
RUPANDEHI	48156	2	BUTWAL EMINENT ENGLISH SCHO	56	47.3	74	47.3	55.5	50.4	18	18	2	12	3	0	17	0	1	41.04	
RUPANDEHI	48157	2	DEVDAHA BUDDHA PUBLIC ENGLI	60.8	62.8	62.3	34.3	64.1	49.6	48	48	7	36	1	0	44	0	4	41.33	
RUPANDEHI	48158	2	NEPAL EVERGREEN PUBLIC ENGLI	45.1	50.5	47.7	27.9	49.8	40.4	20	20	1	7	7	0	15	0	5	24.94	
RUPANDEHI	48160	1	SHREEMATI MANRAJI DEVI MA.VI	24.5	34.7	17.8	17	28.8	29.4	167	165	0	12	25	1	38	0	127	-8.79	
RUPANDEHI	48161	1	BANGAIN MA.VI. KHADWA BANGA	24.6	39	23.6	10.9	32.2	47.8	62	61	3	4	1	0	8	0	53	-13.1	
RUPANDEHI	48162	1	PIPARAHAWA MA.VI. PIPARAHAW	16.7	20	13.8	16.8	17.7	23.1	37	37	0	0	4	0	4	0	33	-16.4	
RUPANDEHI	48163	1	MAINHIYA HIGHER SECONDARY S	18.9	38.3	13.2	30.3	26.5	35.8	51	51	0	2	4	0	6	0	45	-15.4	
RUPANDEHI	48164	1	NABIN AUDHYOGIC KADAR BAH	43.7	55.5	42.7	26.3	51.1	55.4	53	53	0	29	13	0	42	0	11	28.23	
RUPANDEHI	48165	1	JANAHIT MA.VI. MAINHAWA MAKI	18.9	43.2	28.6	14.3	40.2	31.4	46	45	0	3	5	0	8	0	36	-11.3	
RUPANDEHI	48166	1	PRAGATI MA.VI. GAJEDI-2 BELBHA	36.1	55.8	55.9	33.5	49.8	48.5	124	124	3	58	60	0	121	0	3	38.29	
RUPANDEHI	48167	1	SHANKAR SECONDARY SCHOOL, S	36.3	53.4	38.9	18.3	36.8	54.7	42	42	0	12	8	0	20	0	22	7.5	
RUPANDEHI	48168	2	SANSKR ENGLISH BOARDING SCI	60.9	64.8	73	59.9	69.1	63.8	26	26	11	15	0	0	26	0	0	51.35	
RUPANDEHI	48169	2	BHUJAULI ENGLISH SCHOOL, KHA	50.6	63	46.3	34	63.1	45	24	24	0	19	3	0	22	0	2	37.97	
RUPANDEHI	48170	2	DURGA SHAIKSHIK GRIHA, AMUW	56.7	62.3	68.5	37.9	63.6	51.5	47	47	14	25	7	0	46	0	1	46.36	
RUPANDEHI	48171	1	AMAR SECONDARY SCHOOL, MOT	24.6	41.8	18.7	11.3	33.1	49.9	18	18	0	0	1	0	1	0	17	-19.4	
RUPANDEHI	48172	1	POKHARVINDI SECONDARY SCHO	19.2	27.7	16.1	13.1	23.7	19	67	62	0	1	9	2	12	0	50	-11.7	
RUPANDEHI	48173	1	CHHIPGADH SECONDARY SCHOOL	24.2	37.6	28	18.3	28.3	27.9	47	47	0	4	5	1	10	0	37	-9.78	
RUPANDEHI	48174	1	SHISHAI SECONDARY SCHOOL, KH	37.1	46.8	35	25.6	51.8	48.8	62	62	0	16	22	0	38	0	24	14.88	

**PERFORMANCE OF ALL SCHOOLS IN SLC EXAMINATION BY DISTRICTS**  
**2071 BS (2015 AD)**

DISTRICT	SCODE	ST	SCHOOL	AVERAGE MARKS IN COMP. SUBJECTS						STUDENT		PASS DIVISION						WLD	FLD	SEM
				ENG	NEP	MAT	SCI	SOC	HPE	TAP	TAPRD	DIS	FIR	SEC	TIR	PASS				
RUPANDEHI	48175	2	DAWN CHILDRENS ENGLISH SCHO	64.3	59.9	70.9	47.9	65	56.3	19	19	5	13	0	0	18	0	1	45.39	
RUPANDEHI	48176	2	SMRITI ENGLISH BOARDING SCHO	56.2	55.3	66.5	40.4	54.2	53	60	60	10	35	12	0	57	0	3	41.87	
RUPANDEHI	48177	2	NAMUNA ENGLISH BOARDING HIG	57	64.2	68.2	45.4	72.4	49.4	29	29	11	17	0	0	28	0	1	48.36	
RUPANDEHI	48178	1	BELAHIYA SECONDARY SCHOOL, I	19.5	40.7	21	24	34.3	46.5	12	12	0	0	1	0	1	0	11	-17.8	
RUPANDEHI	48179	1	BIRENDRA SECONDARY SCHOOL, I	33.2	45.7	24.9	39.3	40.5	50	43	43	1	11	3	0	15	0	28	0.61	
RUPANDEHI	48180	1	BAHIRA BAL VIDHYALAYA, SIDDH	65.4	44.3	42.1	29.5	50.4	47	8	8	0	4	4	0	8	0	0	39.38	
RUPANDEHI	48181	2	GYAN PUNJ BIDHYA MANDIR, MAN	59.6	63.6	64.1	38	67.9	48.9	26	26	6	16	2	0	24	0	2	42.4	
RUPANDEHI	48182	2	LITTLE PARADISE ENGLISH MEDIU	54.2	63.3	73	42.6	68.3	51.8	46	46	15	27	2	0	44	0	2	46.47	
RUPANDEHI	48183	2	ROSE BUD ACADEMY, PA-AMUWA	57	52.6	61	28.3	52.7	48.7	27	27	3	14	6	0	23	0	4	34.17	
RUPANDEHI	48184	2	APEX SCHOOL, SHANKARNAGAR-5	55.4	55.2	60	40.2	54.9	50.2	62	62	11	36	10	1	58	0	4	41.15	
RUPANDEHI	48185	2	MAHABIR ENGLISH SCHOOL, BUTV	45.7	63.5	50.2	26	53.9	35.8	28	28	1	14	2	0	17	0	11	18.21	
RUPANDEHI	48186	3	KANTI HIGHER SECONDARY SCHO	23.8	37.7	17.3	12.2	30.3	28.8	155	141	0	1	16	2	19	0	122	-15	
RUPANDEHI	48187	1	JANTA MA.VI. TIKULIGADH	29.2	38.5	20.5	13.5	29.5	32.3	34	34	0	2	6	0	8	0	26	-8.6	
RUPANDEHI	48188	1	TILOTTAMA MA.VI. BUTWAL	35.3	52.5	28.7	24.3	49.1	51.2	21	21	0	6	2	0	8	0	13	2.14	
RUPANDEHI	48189	1	MALAWAR DEVI MA.VI. RUDRAPU	37.2	45.6	37.3	22.4	55.1	40.7	42	42	1	12	6	0	19	0	23	6.79	
RUPANDEHI	48190	2	ASIAN LIGHT ENGLISH BOARDING	57.9	58.7	73.6	51.2	48.7	59.2	23	23	5	16	2	0	23	0	0	47.28	
RUPANDEHI	48191	2	PHARSATIKAR SIDDHARTHA E.B.S	56.7	58.3	62.7	34	52.5	53.2	22	22	5	11	5	0	21	0	1	42.78	
RUPANDEHI	48192	1	GAIRGATTI MA.VI. HATI BANGAIN	18.3	34.8	16.8	21.3	34.1	26.9	32	32	0	0	4	0	4	0	28	-15.5	
RUPANDEHI	48193	1	BALRAMPUR MA.VI.BHAGAWANPU	23.1	30.5	14.3	12.9	31.6	23.7	48	47	0	3	2	0	5	0	42	-15.8	
RUPANDEHI	48194	1	JANTA MA.VI. BUTWAL	38.4	47	32.4	28.9	35.3	40.9	20	20	0	3	7	1	11	0	9	9.64	
RUPANDEHI	48195	1	MAHENDRANAGAR MA VI SURYAI	29.9	56.6	24.9	31.6	43.2	33.6	34	34	0	5	8	0	13	0	21	0.66	
RUPANDEHI	48196	1	SALJHANDI MA VI SALJHANDI	38.5	48.1	48.7	17.1	49.7	41.7	50	50	1	12	8	0	21	0	29	4.35	
RUPANDEHI	48197	1	MARYADPUR MA VI MARYADPUR	19	29.7	15.5	19.4	36.9	27.8	97	96	0	6	11	0	17	0	79	-11.8	
RUPANDEHI	48198	1	TENUHAWA SAMUDAYIK MA VI TE	45.7	45.6	43.2	36.6	50.1	44.7	58	58	0	24	18	1	43	0	15	23.69	
RUPANDEHI	48199	1	LAXMI MA VI BUTWAL	32.9	43.2	18.1	20.2	43.3	43.1	17	17	0	0	3	0	3	0	14	-12.6	
RUPANDEHI	48200	1	YUGJYOTI MA VI DEVDAHA	31.5	51.4	41	25.8	45.7	35.1	62	61	1	11	26	1	39	0	22	15.76	
RUPANDEHI	48201	1	SADHANA MAHILA VIDHYALAYA I	24.3	33.1	11.9	9.4	29.8	31.3	11	11	0	0	0	0	0	0	11	-22.5	
RUPANDEHI	48202	1	AAMA MA VI AAMA	18.1	25.2	11.7	10.8	29	23.2	37	37	0	0	5	1	6	0	31	-13.6	
RUPANDEHI	48203	1	JANABHAWANA MA VI KARAHIYA	30.1	51.5	35.5	21.2	37.6	36	43	41	0	8	8	0	16	0	25	1.65	
RUPANDEHI	48204	1	SITA MA VI DEVDAHA	32.2	49.5	43.7	28.8	36.9	45.5	43	43	0	6	25	1	32	0	11	20.7	

**PERFORMANCE OF ALL SCHOOLS IN SLC EXAMINATION BY DISTRICTS**  
**2071 BS (2015 AD)**

DISTRICT	SCODE	ST	SCHOOL	AVERAGE MARKS IN COMP. SUBJECTS						STUDENT		PASS DIVISION						WLD	FLD	SEM
				ENG	NEP	MAT	SCI	SOC	HPE	TAP	TAPRD	DIS	FIR	SEC	TIR	PASS				
RUPANDEHI	48205	1	MALMALADEVI MA VI DUDHARAK	38.1	50	39.2	29	52.4	34.7	45	45	0	11	22	0	33	0	12	21.5	
RUPANDEHI	48206	1	MADHUBANI MA VI MADHUBANI	14.9	16.9	11.3	8	18.1	18.3	35	33	0	1	2	0	3	0	30	-17	
RUPANDEHI	48207	2	GYANPUNJA ENGLISH BOARDING S	61.5	62.9	67.6	39	58.5	64.9	24	24	10	11	1	0	22	0	2	45.16	
RUPANDEHI	48208	2	MOTHERLAND ACADEMY KERAW	54.7	61.4	52.1	21.1	42	47.9	15	15	0	6	0	0	6	0	9	4.5	
RUPANDEHI	48209	2	DEVDAHA MOTHER TONGUES ACA	57.3	58	54.9	28.8	50.4	49.2	30	30	1	16	1	0	18	0	12	18.12	
RUPANDEHI	48210	2	NAWA JYOTI ENGLISH BOARDING	56.7	69.8	60.4	35	66.6	48.2	25	25	5	14	1	0	20	0	5	34.05	
RUPANDEHI	48211	2	UNIQUE HOMES ENGLISH BOARDIN	47.2	44.7	59.9	32.7	47.4	30.1	38	38	0	15	16	0	31	0	7	27.83	
RUPANDEHI	48212	2	PRATIBHA ENGLISH BOARDING SC	47.5	48.3	50.3	27.1	58.4	42.9	22	22	0	13	2	0	15	0	7	22.5	
RUPANDEHI	48213	2	NEW NAMUNA BOARDING HIGH SC	61	56.3	62.7	34.8	53.9	50.5	31	31	2	21	4	0	27	0	4	35.81	
RUPANDEHI	48214	2	UNIVERSAL PUBLIC SCHOOL, BHA	51.2	51.1	60.8	40.9	55.1	46.1	16	16	3	8	3	0	14	0	2	37.27	
RUPANDEHI	48215	1	SEMARI MA.VI., KAMRAHIYA-6	26	29.3	32	17	23.9	29	40	40	0	2	4	0	6	0	34	-13.5	
RUPANDEHI	48216	1	JANATA MA.VI., DEVDAHA	38.3	48.5	35	26.8	39.3	30.5	22	22	0	1	10	0	11	0	11	6.14	
RUPANDEHI	48217	1	SARASWATI SECONDARY SCHOOL	34.7	52.5	23.8	31	48.4	33.8	38	38	0	5	9	0	14	0	24	-0.3	
RUPANDEHI	48218	1	SIDDHARTHA MA.VI. AMAWA	34.5	42	21.9	18.1	33.8	37.4	50	50	1	4	9	1	15	0	35	-4.39	
RUPANDEHI	48219	1	DURGA MA.VI., TIKULIGADH	30.1	52.3	49.1	30.5	49.4	44.3	43	43	0	15	17	0	32	0	11	23.28	
RUPANDEHI	48220	2	SARASWATI GYAN NIKETAN ENGL	51.4	56.6	56.2	55.1	57.3	60.6	25	25	2	21	2	0	25	0	0	45.3	
RUPANDEHI	48221	2	OUR PEACELAND ACADAMY, BUT	62.5	63	71.6	41.7	63.1	52.7	19	19	5	14	0	0	19	0	0	48.95	
RUPANDEHI	48222	1	KOTIYADEVI MA.VI., SALJHANDI-8	40.4	55.6	55.5	25.9	57.1	47.1	40	40	1	20	14	0	35	0	5	33	
RUPANDEHI	48223	2	SARASWATI SECONDARY ENGLISH	58.5	61.4	54.1	32.5	55.5	52.7	17	17	2	10	2	0	14	0	3	33.53	
RUPANDEHI	48224	1	NAWADURGA MA.VI., BISHNUPUR	28.2	46.6	23.9	25.5	38.6	29	66	66	0	10	11	0	21	0	45	-2.9	
RUPANDEHI	48225	2	SHAHEED SMARAK BOARDING SC	59.3	48.7	69.9	41.7	57.2	43.6	18	18	3	13	2	0	18	0	0	46.25	
RUPANDEHI	48226	2	NARAYANI PUBLIC HIGH SCHOOL,	41.1	43.6	41.9	26	43.1	29.9	50	50	1	12	15	0	28	0	22	12.23	
RUPANDEHI	48227	1	SARASWATI MA.VI., KERWANI-2	36.9	55.9	45.4	35.1	40.6	48.1	37	37	0	12	13	1	26	0	11	20.41	
RUPANDEHI	48228	1	BARWALIYA MA.VI., GANGOLIYA-2	16.2	35.4	19.8	8.6	27.7	26.8	42	42	0	0	2	0	2	0	40	-19.8	
RUPANDEHI	48229	1	PAJARKATTI MA.VI., PAJARKATTI	22.8	34.4	21.8	14.4	29	23.6	32	32	0	1	5	0	6	0	26	-11.6	
RUPANDEHI	48230	1	SADI MA.VI., SADI-7	31.3	30.9	18.6	21.3	28.2	31.5	31	31	0	0	9	1	10	0	21	-4.67	
RUPANDEHI	48231	2	PASHUPATI SHIKSHYA MANDIR, SI	38.1	38.6	33.8	37.2	48.5	41.3	14	14	0	4	0	0	4	0	10	-3.21	
RUPANDEHI	48232	2	LUMBINI SHIKSHALAYA, KALIKAN	42.6	41.6	31.4	19.2	27.6	39.6	5	5	0	1	1	0	2	0	3	2.25	
RUPANDEHI	48233	1	DURGA MA.VI. GAJEDI	39	47.1	34.7	29.5	41.8	42.5	26	26	0	5	10	0	15	0	11	12.12	
RUPANDEHI	48234	1	MADHAWALIYA SECONDARY SCH	28.9	48.9	33.3	23.4	40.8	35.3	12	12	0	1	5	0	6	0	6	6.56	

**PERFORMANCE OF ALL SCHOOLS IN SLC EXAMINATION BY DISTRICTS**  
**2071 BS (2015 AD)**

DISTRICT	SCODE	ST	SCHOOL	AVERAGE MARKS IN COMP. SUBJECTS						STUDENT		PASS DIVISION					WLD	FLD	SEM
				ENG	NEP	MAT	SCI	SOC	HPE	TAP	TAPRD	DIS	FIR	SEC	TIR	PASS			
RUPANDEHI	48235	1	MUDDILA SECONDARY SCHOOL, K	25.6	36.1	15.6	16.1	27.1	27.5	30	30	0	1	6	0	7	0	23	-9
RUPANDEHI	48236	1	MASINA BABA NARENDRAPURI M	30.7	36.6	30.7	19.7	40.1	32.9	29	29	1	2	6	0	9	0	20	-3.36
RUPANDEHI	48237	1	JANACHETANA SECONDARY SCH	38.9	53	49.8	19.1	55.4	40.9	31	31	0	13	2	0	15	0	16	9.44
RUPANDEHI	48238	2	PAMIR INTERNATIONAL ACADEMY	64.4	66.3	66.7	46.4	64	60	20	20	6	14	0	0	20	0	0	49.5
RUPANDEHI	48239	1	SARASWATI SECONDARY SCHOOL	26.9	47.8	28.2	15.5	33.7	36.3	34	34	0	1	7	0	8	0	26	-8.93
RUPANDEHI	48240	2	EVERGREEN ENGLISH SCHOOL, RU	50	56.3	70.9	34.8	49.2	48.5	22	22	0	18	4	0	22	0	0	42.95
RUPANDEHI	48241	2	NILGIRI CHILDRENS ENGLISH BOA	38	34	21.5	14	35	32	2	2	0	0	1	0	1	0	1	5.63
RUPANDEHI	48242	1	PASCHIM PARROHA SECONDARY S	36.3	54.3	36.2	23.9	46.5	43.4	41	41	0	9	16	0	25	0	16	14.27
RUPANDEHI	48243	1	PRAGATI SECONDARY SCHOOL, SI	28.6	38.9	23	27.7	40.7	40.1	22	22	0	2	3	0	5	0	17	-8.69
RUPANDEHI	48244	1	SANJIVANI SHIKSHA SADAN, MAD	52.1	57.5	66.7	33	62.3	52.1	15	15	2	10	1	0	13	0	2	37.25
RUPANDEHI	48245	1	GURAUJIYA SECONDARY SCHOOL	22.1	47.9	24.6	25.4	34.8	31.8	56	55	0	5	14	0	19	0	36	-2.05
RUPANDEHI	48246	2	RUDRAPUR PEACE LAND BHUPU S	51.2	60.3	57	31.3	44.6	50.9	19	19	0	13	4	0	17	0	2	35.53
RUPANDEHI	48247	1	BOGADI SECONDARY SCHOOL BOG	25.6	35.1	18.8	21.4	44.1	30.9	40	40	0	1	7	0	8	0	32	-11
RUPANDEHI	48248	1	GURUWANI MAI SECONDARY SCH	30.8	41.9	30	33.6	48.4	37	23	23	0	4	6	1	11	0	12	5.93
RUPANDEHI	48249	1	RASTRIYA SECONDARY SCHOOL D	35.4	55.4	33.5	29.3	47.6	36.9	29	29	0	5	18	0	23	0	6	24.05
RUPANDEHI	48250	1	GYAN JYOTI SECONDARY SCHOOL	31.1	44.1	23.8	21.5	35.7	30.1	14	14	0	0	4	0	4	0	10	-6.43
RUPANDEHI	48251	1	JANATA SECONDARY SCHOOL MA	30.4	57.8	35.4	17.2	40.6	38.8	24	24	0	2	4	0	6	0	18	-7.5
RUPANDEHI	48252	1	BODWAR SECONDARY SCHOOL BO	27.4	36.5	21.4	23.7	38.1	36.5	27	27	0	3	4	0	7	0	20	-6.67
RUPANDEHI	48253	1	BHULKE SECONDARY SCHOOL MA	29.5	47.3	21.4	12.2	36.5	36.3	20	20	0	1	1	0	2	0	18	-16.3
RUPANDEHI	48254	2	GAUTAM BUDDHA ENGLISH BOAR	60.7	65.9	73.5	50.2	60.2	48.8	42	42	15	27	0	0	42	0	0	50.36
RUPANDEHI	48255	2	NEW ACADEMY ENGLISH BOARDI	62.1	61.4	79.6	60.5	59.9	53.9	8	8	4	4	0	0	8	0	0	52.5
RUPANDEHI	48257	2	CHILD CARE NEWLIFE ENGLISH A	40.3	46.4	43.6	22.8	43.1	37.7	12	12	0	3	3	0	6	0	6	8.44
RUPANDEHI	48258	2	TRIBHUWAN CHILDRENS ACADEM	57.2	48.2	54.5	40.8	46.3	50.2	13	13	0	8	4	0	12	0	1	36.35
RUPANDEHI	48259	2	LINHSON BUDDHIST SCHOOL KAM	44.2	41.2	47.2	24.6	53.5	37.1	37	37	0	16	10	0	26	0	11	21.89
RUPANDEHI	48260	2	GARGI ACADEMY SCHOOL BUTWA	61.1	63.2	67.1	43.1	57.3	65.2	16	16	4	12	0	0	16	0	0	48.75
RUPANDEHI	48261	2	EDEN ENGLISH BOARDING SCHOO	59.7	56.1	58.3	34.1	50.4	60	7	7	0	7	0	0	7	0	0	45
RUPANDEHI	48262	2	NEW MOON ACADEMY PADSARI	46.6	54.9	51.8	24.7	57.2	50.1	14	14	0	7	2	0	9	0	5	19.29
RUPANDEHI	48263	2	SEVEN STAR ENGLISH BOARDING	59.3	63.3	74.4	53.1	53.2	56.8	29	29	9	20	0	0	29	0	0	49.66
RUPANDEHI	48264	2	LITTLE BIRDS ENGLISH SCHOOL	58.7	61.9	78.8	68.1	61.9	50.8	18	18	9	9	0	0	18	0	0	52.5
KAPILVASTU	49001	1	TOULESHWAR NATH SAN MA VI TO	16.5	21.4	15.8	7.8	19.4	31.6	59	58	0	0	5	3	8	0	50	-15.2

**PERFORMANCE OF ALL SCHOOLS IN SLC EXAMINATION BY DISTRICTS**  
**2071 BS (2015 AD)**

DISTRICT	SCODE	ST	SCHOOL	AVERAGE MARKS IN COMP. SUBJECTS						STUDENT		PASS DIVISION					WLD	FLD	SEM
				ENG	NEP	MAT	SCI	SOC	HPE	TAP	TAPRD	DIS	FIR	SEC	TIR	PASS			
KAPILVASTU	49002	1	SHREE PANCH RATNA RAJYA LAX	23.1	28.1	21.5	9.7	23.5	26.6	103	102	0	4	5	1	10	0	92	-16.6
KAPILVASTU	49003	1	JANAKI MA VI MAHARAJGUNJ	20.6	29.6	19.9	8.2	17.7	23.6	99	98	0	0	6	0	6	0	92	-19.1
KAPILVASTU	49004	1	BUDDHA PADMA MA VI TOULIHAW	18.2	38	24.8	12.6	22	39	95	95	0	5	12	0	17	0	78	-11.8
KAPILVASTU	49005	1	YASHODHARA MA VI TOULIHAWA	18.8	25.8	16.6	11.3	17.1	18	29	29	1	0	3	0	4	0	25	-13.8
KAPILVASTU	49006	1	CHHATRAPALI TIRTHA DEVI MA V	16.1	24	17.4	10.8	15.7	16.8	133	132	0	5	5	5	15	0	117	-16.1
KAPILVASTU	49007	1	JANATA MA VI PIPARA	29.2	45.6	28.5	27.3	44.6	38.6	76	76	1	10	17	6	34	0	42	3.72
KAPILVASTU	49008	1	NEPAL ADARSHA MA VI SHIWAPU	21.6	43.4	21.6	17.6	36.3	35.5	186	186	2	10	26	1	39	0	147	-9.87
KAPILVASTU	49009	1	BHUWANESHWARI MA VI JAGDISH	26.5	32.9	29.5	12.6	20.4	29.7	64	64	0	2	7	0	9	0	55	-14.2
KAPILVASTU	49010	1	RAM GORKHA MA VI BAHADURGU	18	34.8	22.9	22.9	24.7	35.2	69	68	0	0	11	2	13	0	55	-12
KAPILVASTU	49011	1	BANGANGA MA VI SIDDHIPUR	26.4	35.2	18.7	17	22.3	33.9	97	97	2	3	12	0	17	0	80	-11.8
KAPILVASTU	49012	1	SHREE PAANCH MAHENDRA MA V	18.7	24.7	14.4	5.5	11.3	15.3	55	55	0	2	0	0	2	0	53	-20
KAPILVASTU	49013	1	SIDDHARTHA SMARAK MA VI BHE	27.8	43.6	22.4	20.4	34	36.5	77	75	0	8	17	1	26	0	49	-1.93
KAPILVASTU	49014	1	HEM RAJ MA VI HATHAUSA	26.3	39.8	19.6	18.8	21.4	28.6	134	134	0	8	21	1	30	0	104	-9.31
KAPILVASTU	49015	1	JANA JYOTI MA VI MOTIPUR	30.6	37.3	28.7	13.7	43	28.6	85	85	0	5	17	0	22	0	63	-7.28
KAPILVASTU	49016	1	KANAKMUNI MA VI SHRINAGAR	21.4	38.9	22.5	22.5	31.9	33.8	101	100	0	6	21	0	27	0	73	-6.64
KAPILVASTU	49017	1	BHRIKUTI MA VI BUDDHI KARNAU	25.3	50	23.9	14.5	19.1	41.6	63	63	0	3	7	0	10	0	53	-13
KAPILVASTU	49018	1	JAN KALYAN MA VI BARKULPUR	21	33.3	22	11.9	22.8	33.7	69	69	0	3	11	0	14	0	55	-10.6
KAPILVASTU	49019	1	TRIBHUVAN ADARSHA MA VI BAN	20.7	33	13.4	11.3	28.2	19.8	43	41	0	2	4	1	7	0	34	-12.6
KAPILVASTU	49020	1	SHREE PANCH MAHENDRA MA VI	25.4	36.4	19.6	16.4	41.3	29.2	74	74	0	3	11	1	15	0	59	-10.8
KAPILVASTU	49021	1	ANIRUDDHA PUBLIC MA VI BAIDA	17.9	35.7	12.6	11.5	19	20.3	62	62	0	0	6	0	6	0	56	-17.1
KAPILVASTU	49022	1	GAUTAM BUDDHA MA VI GORUSIN	32.7	48	29.9	22.4	43.3	34.9	63	63	0	9	25	0	34	0	29	9.46
KAPILVASTU	49023	1	SHUDDODAN JAN JIWAN MA VI JIN	20.3	38.6	22.2	17.4	31.4	35.3	102	101	0	5	12	2	19	0	82	-11.6
KAPILVASTU	49024	2	SUN SHINE BOARDING HIGH SCHO	34.4	23.9	21.3	13.9	29.4	28.5	17	16	0	3	1	0	4	0	12	-6.33
KAPILVASTU	49025	1	NEPAL RASTRIYA MA VI RANAGAI	24.6	52.9	27.3	19.6	28.1	45.4	36	36	2	3	3	0	8	0	28	-7.6
KAPILVASTU	49026	1	SAMAYA THAN MA VI KHARINDRA	23.3	41.2	28.6	15.2	28.8	33.2	98	98	2	10	12	1	25	0	73	-6.57
KAPILVASTU	49027	2	KAPILVASTU VIDYAMANDIR MA V	60.5	64.5	66.7	36	65.6	45.3	16	16	0	14	2	0	16	0	0	43.59
KAPILVASTU	49028	1	NETRA JYOTI MA VI SAUNHAWA	19	32.5	30.3	15.5	24.9	28.4	46	46	0	3	6	0	9	0	37	-10.8
KAPILVASTU	49029	1	GANGA JYOTI MA VI MAHENDRAK	21.3	37.2	15	16.8	29.7	31.3	44	44	0	1	6	2	9	0	35	-11.2
KAPILVASTU	49030	1	BHADRA MA VI PADARIYA	20.7	30.2	23.1	8.8	20	20.6	59	59	0	1	2	0	3	0	56	-19.4
KAPILVASTU	49031	2	SIDDHARTHA VIDYA MANDIR TAU	50.1	49.8	52.3	30.6	41	37.7	77	77	4	23	30	0	57	0	20	23.86

**PERFORMANCE OF ALL SCHOOLS IN SLC EXAMINATION BY DISTRICTS**  
**2071 BS (2015 AD)**

DISTRICT	SCODE	ST	SCHOOL	AVERAGE MARKS IN COMP. SUBJECTS						STUDENT		PASS DIVISION					WLD	FLD	SEM
				ENG	NEP	MAT	SCI	SOC	HPE	TAP	TAPRD	DIS	FIR	SEC	TIR	PASS			
KAPILVASTU	49032	1	SHIVABHARI MA VI SHISAWA-5 SH	21.3	30.7	16.1	9.3	21.3	21.5	63	62	1	1	5	0	7	0	55	-15.5
KAPILVASTU	49033	2	HORIZON ENGLISH AWASIYA MA V	56.4	67.8	54.7	37.1	56	50.6	68	68	9	46	8	0	63	0	5	40.7
KAPILVASTU	49034	1	SURYODAYA MA VI BARAWA	25.1	36.4	13.3	14.5	17.1	29.9	61	61	0	3	4	0	7	0	54	-15.5
KAPILVASTU	49035	1	PRAKASH MA VI SUNDARIDANDA	23.1	42.4	18.7	12.1	35.7	29.2	101	101	0	6	12	1	19	0	82	-11.3
KAPILVASTU	49036	1	MA VI JHANDA MADHULI	21.8	37.1	20.3	23.2	32.4	30.5	62	61	1	4	7	2	14	0	47	-8.74
KAPILVASTU	49037	1	BANGANGA MA VI MOTIPUR LOGA	25.4	43	33.3	21.3	31.4	36.9	119	118	1	17	14	1	33	0	85	-5.01
KAPILVASTU	49039	1	NEPAL RASTRIYA MA VI AURAHY	13.9	28.7	21.7	11.6	26.1	25.4	37	34	0	3	3	1	7	0	27	-10.2
KAPILVASTU	49040	1	ODARI MA VI HATHAUSA-9	29	43.7	27.9	24.2	39.2	30.7	62	62	0	8	12	4	24	0	38	0.1
KAPILVASTU	49041	2	OUR WISDOM BOARDING SCHOOL	61.2	61.6	69.6	46	44.3	55.3	44	44	5	30	3	0	38	0	6	36.73
KAPILVASTU	49042	1	BASUDEO JANATA MA VI RANGPU	15.9	32.4	12.9	10	17.1	19	48	48	0	2	3	1	6	0	42	-15.2
KAPILVASTU	49043	2	BUDDHA JYOTI ENGLISH BOARDIN	46.9	50.9	62.8	27.6	38.6	48.7	86	85	7	34	17	0	58	0	27	22.54
KAPILVASTU	49044	1	BAL MA VI BANGANGA-8	26.5	40.2	16.1	18.6	37.3	26.3	86	86	0	2	9	2	13	0	73	-14
KAPILVASTU	49045	2	GYAN PUNJA BOARDING SCHOOL	49.8	52.9	56.2	34.8	55.1	48.9	36	36	1	23	9	0	33	0	3	36.98
KAPILVASTU	49046	1	RASTRIYA MA VI CHANDAUTA	30	43.6	22.5	15.8	33.5	35.6	91	90	0	10	13	0	23	0	67	-6.87
KAPILVASTU	49047	2	BHUPU SAINIK SCHOOL MOTIPUR	46	42.3	42.8	18.5	43	33.1	43	43	0	12	5	0	17	0	26	2.88
KAPILVASTU	49048	2	ZALMONAH LITTLE ANGELS BOAR	38.7	41.3	47.7	30.1	39.6	52.6	29	28	0	11	7	1	19	0	9	19.74
KAPILVASTU	49049	2	SOCIAL ENGLISH BOARDING SCHO	49.5	59.3	47.7	41.3	53.8	48.3	40	40	0	24	10	0	34	0	6	32.06
KAPILVASTU	49050	2	SKYLARK SECONDARY ENGLISH B	50.8	56.8	47.7	40.2	49.8	54.3	36	36	2	17	11	0	30	0	6	31.15
KAPILVASTU	49051	2	ST. JUDE'S ENGLISH BOARDING SC	41.3	43.7	49.3	40	40.5	49.4	57	55	1	28	13	0	42	0	13	26.66
KAPILVASTU	49052	2	ADARSHA ENGLISH BOARDING SC	36	53.4	51.4	22.6	21.2	41.6	14	14	1	2	2	0	5	0	9	1.07
KAPILVASTU	49053	2	FAFURI ENGLISH BOARDING SCHO	51.4	48.1	69.9	45.8	52.1	49	22	22	1	17	4	0	22	0	0	43.64
KAPILVASTU	49054	2	RESIDENTIAL ENGLISH BOARDING	46.1	45.7	45.3	31.6	38.3	35	36	36	0	7	17	0	24	1	11	17.81
KAPILVASTU	49055	2	NEW SHISHU ENGLISH BOARDING	51.7	51.5	56.6	27.7	46.4	43.2	39	39	2	17	9	0	28	0	11	24.13
KAPILVASTU	49056	2	KAPILVASTU MA VI KAPILVASTU	40.7	41.6	44.9	26	44	38.7	95	94	2	21	32	0	55	0	39	13.48
KAPILVASTU	49057	2	KAPILVASTU SHANTI NIKETAN BO	45.7	56.9	53.4	40.9	44.2	41	18	18	1	8	7	0	16	0	2	33.96
KAPILVASTU	49058	1	SHREE MA VI IMILIYA BARKULPU	33	48.7	35.4	21.4	31.5	34.7	54	54	0	9	11	0	20	0	34	0.21
KAPILVASTU	49059	1	DUDHADHARI MA VI GUGAULI	22.2	36.2	24.3	16.7	30.2	36.5	64	63	0	3	8	2	13	0	50	-10.7
KAPILVASTU	49060	1	SHREE MA VI NIMDANDA HARIHA	24	48.3	23	14.2	19.2	37.9	44	44	0	5	2	0	7	0	37	-12.3
KAPILVASTU	49061	2	PARIJAT ENGLISH BOARDING SCHO	57.5	62.5	68.3	43	58.8	51.3	39	39	5	29	0	0	34	0	5	38.27
KAPILVASTU	49062	2	NAMASTE LIONS ENGLISH SCHOOL	54.9	55.2	63.4	26.6	45	42.2	16	16	0	6	4	0	10	0	6	16.88

**PERFORMANCE OF ALL SCHOOLS IN SLC EXAMINATION BY DISTRICTS**  
**2071 BS (2015 AD)**

DISTRICT	SCODE	ST	SCHOOL	AVERAGE MARKS IN COMP. SUBJECTS						STUDENT		PASS DIVISION					WLD	FLD	SEM
				ENG	NEP	MAT	SCI	SOC	HPE	TAP	TAPRD	DIS	FIR	SEC	TIR	PASS			
KAPILVASTU	49063	2	SUNRISE ENGLISH BOARDING SCH	52.9	54.9	73.4	47.5	56.5	54.7	37	37	7	26	4	0	37	0	0	46.62
KAPILVASTU	49064	1	RANGILAL SECONDARY SCHOOL, S	15.6	24.9	6.2	6.1	10.6	25.3	30	29	0	1	0	0	1	0	28	-20.2
KAPILVASTU	49065	2	ANNAPURNA VIDHYA MANDIR SEC	53.4	63.6	70.4	35.3	57	54.4	27	27	7	14	5	0	26	0	1	44.31
KAPILVASTU	49066	2	CHILDRENS PARADISE ENGLISH BO	48.5	46.9	47.6	24.3	46.8	38.2	30	30	2	12	3	0	17	0	13	15.62
KAPILVASTU	49067	1	SHIVAPRATAP SARASWATI SECON	12.2	21.4	9.1	6	9.8	14.2	26	26	0	0	0	0	0	0	26	-22.5
KAPILVASTU	49068	1	KAMATA SECONDARY SCHOOL, K	18.8	29	7.9	14	21.9	17.8	32	32	0	0	0	0	0	0	32	-22.5
KAPILVASTU	49069	1	LAXMANGHAT SECONDARY SCHO	26.7	47.3	31.1	28.8	41.7	33.5	27	27	0	5	9	0	14	0	13	8.75
KAPILVASTU	49070	2	HUDA MODEL ENGLISH BOARDING	46.3	51.3	62.9	28.2	32.6	48.5	19	19	0	9	3	0	12	0	7	18.36
KAPILVASTU	49071	1	TILAKRAKOT SECONDARY SCHO	29.7	44.6	35.5	24.8	24.3	31	32	32	1	4	5	0	10	0	22	-2.7
KAPILVASTU	49072	1	KALIKA JANA SECONDARY SCHOC	26.2	34.2	24.5	9.7	22.7	35.5	13	13	0	0	2	0	2	0	11	-13.8
KAPILVASTU	49073	1	SECONDARY SCHOOL, THOOL N	19.1	33.5	20.9	14	28.5	29.6	92	92	0	5	14	1	20	0	72	-9.77
KAPILVASTU	49074	1	SIDDHARTHA SECONDARY SCHOC	30.4	51.1	29.2	26.3	40.2	40.9	27	27	0	3	7	0	10	0	17	-0.42
KAPILVASTU	49075	1	MUNESHWOR SECONDARY SCHOC	19.2	28.6	22	11.9	28.7	23.8	36	36	0	0	6	1	7	0	29	-11.8
KAPILVASTU	49076	1	PURNA KESHAR SECONDARY SCH	21.5	35.7	16.9	16.6	32.7	24.3	75	74	0	3	5	0	8	0	66	-16
KAPILVASTU	49077	2	AL-HELAL PUBLIC SCHOOL, KRISH	33.4	40.4	35.5	20.9	36.4	47.3	16	15	0	2	5	0	7	0	8	5.25
KAPILVASTU	49078	2	BALJYOTI ENGLISH BOARDING SC	53.6	57.2	71.1	42.3	44.7	50.3	23	23	1	16	5	0	22	0	1	40.27
KAPILVASTU	49079	1	SECONDARY SCHOOL, AJIGARA	21.9	26.5	9.8	5.5	10.4	19	33	30	0	0	2	0	2	0	28	-18.8
KAPILVASTU	49080	3	BUDDHA PADMA HIGHER SECON	21.2	36.7	25.2	11.3	24.1	33.6	83	81	0	0	10	1	11	0	70	-15
KAPILVASTU	49081	1	RASHTRIYA SECONDARY SCHOOL	23.6	32.1	21.5	13	30.2	21.7	44	44	0	0	7	1	8	0	36	-12.5
KAPILVASTU	49082	1	JANTA SECONDARY SCHOOL, BALU	14.7	27	13	12.4	24.7	24.7	63	61	0	0	7	0	7	0	54	-16
KAPILVASTU	49083	2	HATHAUSA LITTLE STAR ENGLISH	62.1	61.3	67.7	43.8	51.3	56.3	19	19	1	14	3	0	18	0	1	40.46
KAPILVASTU	49084	1	SHREE SECONDARY SCHOOL, KUS	27.9	38.2	30.5	13.9	33.2	26.7	43	43	0	2	8	0	10	0	33	-8.9
KAPILVASTU	49085	1	LAUTAN RAM DROPADI DEVI SEC	15.1	23.5	17.7	10.9	21.3	29.4	35	35	0	0	2	0	2	0	33	-19.3
KAPILVASTU	49086	2	OUR MOTHERLAND, CHANDRAUT,	57.4	59	73.2	51.2	63.8	62.8	5	5	2	3	0	0	5	0	0	51
KAPILVASTU	49087	2	HILLBERT ENGLISH BOARDING SC	63.8	65.6	69.6	50.8	45.4	58.8	25	25	7	18	0	0	25	0	0	49.2
KAPILVASTU	49088	2	NORTH POINT ENGLISH BOARDING	46.8	64.8	52.3	37.4	46.6	42.8	9	9	0	5	3	0	8	0	1	33.75
KAPILVASTU	49089	2	KAPILVASTU GYANJYOTI SHIKSHA	48.2	60.3	68.3	35.8	63.5	51.2	25	25	3	18	2	0	23	0	2	40.5
KAPILVASTU	49090	1	GOURI BHAWANI SECONDARY SCH	29.1	48	25.5	23.8	39.3	24.9	20	20	0	3	3	0	6	0	14	-3.94
KAPILVASTU	49091	1	DURGA BHAGAWATI SECONDARY	17.1	30.2	15.2	10.9	13.4	28.5	35	35	0	0	2	0	2	0	33	-19.3
KAPILVASTU	49092	1	BHAGWANDAS SECONDARY SCHO	16.5	24.9	12.4	8.4	15.1	15.4	47	47	0	2	3	0	5	0	42	-16



**PERFORMANCE OF ALL SCHOOLS IN SLC EXAMINATION BY DISTRICTS**  
**2071 BS (2015 AD)**

DISTRICT	SCODE	ST	SCHOOL	AVERAGE MARKS IN COMP. SUBJECTS						STUDENT		PASS DIVISION					WLD	FLD	SEM
				ENG	NEP	MAT	SCI	SOC	HPE	TAP	TAPRD	DIS	FIR	SEC	TIR	PASS			
KAPILVASTU	49093	1	KRISHNA DHARMIK SECONDARY S	25	34.7	34.1	10.8	23	35.8	19	19	0	1	2	0	3	0	16	-13
KAPILVASTU	49094	2	SHIVGADHI ENGLISH SCHOOL, SHI	53.7	62.8	67.9	53.5	72.2	56.7	17	17	5	10	1	0	16	0	1	44.78
KAPILVASTU	49095	2	SARASWATI ENGLISH BOARDING S	47.2	47.4	51.4	19	36.2	36.4	27	26	0	5	7	0	12	0	14	5.63
KAPILVASTU	49096	1	MAHUWABABA MA. VI.	23.9	37.8	27.2	12.6	19.9	25.5	15	15	0	0	0	2	2	0	13	-16.3
KAPILVASTU	49097	1	RASTRIYA MA. VI. CHAURI,RAJPU	20.8	34.1	17.4	10.3	37.6	26.1	28	28	0	0	2	0	2	0	26	-18.5
KAPILVASTU	49098	2	GAJEHADA HORIZON ENGLISH BO	60.3	52.4	60.5	33.7	43.1	47.5	22	22	1	15	2	0	18	0	4	32.39
KAPILVASTU	49099	1	BALJYOTI MA VI,BISUNPUR	12.3	37	27.2	18.1	27	32.9	22	22	0	0	3	0	3	0	19	-14.8
KAPILVASTU	49100	1	JANACHETANA MA.VI.,BISUNPUR	38	39.8	50.3	24.8	42.5	39.3	20	20	0	4	8	1	13	0	7	15.82
KAPILVASTU	49101	1	DHANKAULI MA.VI.,DHANKAULI	12.1	19.1	2.2	3.6	23.1	16	13	13	0	0	0	0	0	0	13	-22.5
KAPILVASTU	49102	1	KAPILVASTU RASTRIYA MA.VI.,CH	23.7	45.7	38.9	15.2	31	45.5	29	28	0	3	2	0	5	0	23	-11.3
MUSTANG	50001	1	JANAHIT MA VI JOMSOM	39	57.9	49.3	31.3	48.3	41.3	27	27	0	12	12	0	24	0	3	32.5
MUSTANG	50003	1	DIBYA DEEP MA VI CHHOSER	42.9	62.1	64.3	35.8	49.9	40.8	9	9	0	7	2	0	9	0	0	42.5
MUSTANG	50004	1	GYANODAYA MA VI LETE	34.3	54	47.1	30.7	45.6	42.5	10	10	0	3	7	0	10	0	0	37.13
MUSTANG	50005	1	JANA BAL MA VI MARPHA	36.1	61.6	50	32.4	48.4	37.9	9	9	0	2	7	0	9	0	0	36.25
MUSTANG	50006	1	YOGENDRA MA VI TUKUCHE	45.5	61.9	54.7	33.5	50.5	39.5	13	13	0	7	4	0	11	0	2	31.15
MUSTANG	50007	1	JANA SHANTI MA VI KAGBENI	35.4	55.3	56.1	37.3	42.1	38.4	7	7	0	3	2	1	6	0	1	29.14
MUSTANG	50008	2	DHAULAGIRI BOARDING SCHOOL	57	59.1	41.7	27.9	51.6	46.8	20	20	0	12	2	0	14	0	6	23.63
MUSTANG	50009	3	JANAHIT HIGHER SECONDRY SCH	15	28	19.7	13.3	27.3	24.7	3	2	0	0	1	0	1	0	1	5.63
MYAGDI	51001	1	JANAPRIYA HIGHER SECONDARY S	29.9	48.6	40.7	17.5	32.7	32.3	81	80	0	3	28	2	33	0	47	0.88
MYAGDI	51002	1	PRAKASH HIGHER SECONDARY SC	33.8	49.5	41.8	26.2	35.2	44.2	77	77	0	8	46	0	54	0	23	18.12
MYAGDI	51003	1	MUKTIDHAM HIGHER SECONDARY	36	49.9	43.2	32.6	45.8	36.2	77	77	0	19	41	1	61	0	16	24.71
MYAGDI	51004	1	MUKTI MARGA HIGHER SECONDAR	39.7	58.4	37.5	24.2	37.5	43.7	26	26	0	7	7	0	14	0	12	10.82
MYAGDI	51005	1	GYAN PRAKASH HIGHER SECONDAR	37.2	56.9	42.8	20.9	37.2	45.4	37	37	0	7	6	0	13	0	24	-0.61
MYAGDI	51006	1	MANGALA HIGHER SECONDARY S	37.4	43.4	32.2	26.7	39.4	43	63	63	0	7	34	0	41	0	22	15.36
MYAGDI	51007	1	GALESWAR HIGHER SECONDARY S	33.7	58.6	29.4	31.8	38.8	35	63	63	0	10	18	0	28	0	35	4.29
MYAGDI	51008	1	HEM HIGHER SECONDARY SCHOO	27.3	38	29.3	26.5	29.3	49.2	29	29	0	3	3	0	6	0	23	-9.7
MYAGDI	51009	1	AMAR MA VI CHIMKHOLA	25.9	51.4	35.5	24.7	32.4	35.4	20	20	0	0	16	0	16	0	4	22.5
MYAGDI	51010	1	DHAWALAGIRI MA VI SINGA	43.2	58.7	31.5	25.3	38.3	53.1	33	33	0	9	13	0	22	0	11	18.07
MYAGDI	51011	1	ADARSHA MA VI RIMAHISTAN	28	47.8	33.8	18	24.9	35.5	12	12	0	0	4	0	4	0	8	-3.75
MYAGDI	51012	1	PAULASTYA HIGHER SECONDARY	35.7	44.6	39.7	28.2	41.3	40.4	39	39	0	9	20	2	31	0	8	24.31

**PERFORMANCE OF ALL SCHOOLS IN SLC EXAMINATION BY DISTRICTS**  
**2071 BS (2015 AD)**

DISTRICT	SCODE	ST	SCHOOL	AVERAGE MARKS IN COMP. SUBJECTS						STUDENT		PASS DIVISION					WLD	FLD	SEM
				ENG	NEP	MAT	SCI	SOC	HPE	TAP	TAPRD	DIS	FIR	SEC	TIR	PASS			
MYAGDI	51013	1	ARJUN HIGHER SECONDARY SCHC	27.5	50.2	27	34.7	36.2	35.6	46	46	0	5	16	0	21	0	25	4.4
MYAGDI	51014	1	AMAR MA VI PAKHAPANI	31.6	50.5	39	15.2	26.8	34.2	24	24	0	2	4	0	6	0	18	-7.5
MYAGDI	51015	1	DEEP SHIKHA HIGHER SECONDARY	35.7	54.6	45.5	27.1	36.4	29.1	32	32	0	6	17	1	24	0	8	21.49
MYAGDI	51016	1	SHIKHA HIGHER SECONDARY SCH	28.6	48.4	29.6	14.1	30.3	43.5	20	20	0	0	2	0	2	0	18	-16.9
MYAGDI	51017	1	MAHENDRA MA VI JHEEN	29.3	50.3	29.3	16	27.1	35.6	26	26	0	0	4	0	4	1	21	-13
MYAGDI	51018	1	KISANI HIGHER SECONDARY SCHC	25.7	41.5	33.1	27.7	36.6	44.8	40	40	0	2	17	1	20	0	20	5.94
MYAGDI	51019	2	BENI BOARDING MA VI BENIBAZA	55.7	60.3	78.4	43.1	59.2	50.9	26	26	4	21	1	0	26	0	0	46.88
MYAGDI	51020	1	RASTRIYA MA VI, RUMA	20.4	32.8	35.5	26.6	27.1	34.1	37	37	0	0	7	0	7	0	30	-11.9
MYAGDI	51021	1	BHANU HIGHER SECONDARY SCHC	37.3	47.9	32.1	20.8	28.5	44.4	19	19	0	0	6	0	6	0	13	-4.74
MYAGDI	51022	1	MAHENDRA RATNA HIGHER SECO	36.6	47.5	40.8	25.3	37.3	41.2	90	90	0	13	41	2	56	0	34	13.91
MYAGDI	51023	1	HIMANCHAL HIGHER SECONDARY	28.2	49.1	34	21.8	36.5	40.6	23	23	0	1	10	0	11	0	12	4.89
MYAGDI	51024	1	JANA JAGRITI MA VI, MALKAWAN	27.4	47.4	32.9	25.9	30.7	39	20	20	0	0	11	1	12	0	8	10.76
MYAGDI	51025	1	BHIM MA VI RAJDANG	29.5	61.5	32.2	25.8	36.7	39.5	17	17	0	0	12	0	12	0	5	17.21
MYAGDI	51026	1	JAYANTI MA VI, BHAKIMLI	41.6	43.9	37.4	24.9	38.4	37.3	57	57	0	5	31	1	37	0	20	14.83
MYAGDI	51027	1	SHISHU KALYAN MA VI, ARMAN	30.2	57.3	54.8	25.2	39.8	32.7	29	29	0	1	26	1	28	0	1	31.86
MYAGDI	51029	1	TIKOT MA VI HISTAN TIKOT	35.2	65.2	38	29.8	35.8	49.8	17	17	0	5	8	0	13	0	4	23.82
MYAGDI	51030	2	MOUNT EVEREST AWASIYA HIGHE	62.6	65.9	63.6	40.5	60.9	59.1	142	142	21	109	11	0	141	0	1	45.87
MYAGDI	51031	2	LOKDEEP AWASIYA MA VI, BENIB	60.9	55.8	58.7	41.8	62.1	59.1	18	18	2	14	2	0	18	0	0	45.42
MYAGDI	51032	1	PAUDWAR MA VI PAUDWAR	44.6	61.1	46.5	29.6	35.6	44	20	20	0	5	8	0	13	0	7	16.88
MYAGDI	51033	1	MAHADEV MA VI BEGA	30.9	46.3	35.9	14.1	30.1	33.9	28	28	0	0	4	0	4	0	24	-14.5
MYAGDI	51034	1	OKHARBOT MA VI OKHARBOT	26.4	41.6	32.1	28.5	37.2	42.5	18	18	0	1	9	0	10	0	8	9.38
MYAGDI	51035	1	SARWODAYA MA VI BHURUNG TA	34	49.5	32.7	17.3	30	38.5	44	43	0	1	10	0	11	0	32	-7.85
MYAGDI	51036	1	KAILASH MA VI DOBA	25.5	53.3	38.1	23.1	36.3	40.5	17	17	0	2	6	1	9	0	8	8.03
MYAGDI	51037	2	NEW WEST POINT AWASIYA HIGHE	62.7	69.4	76.4	46.8	61.8	53.8	98	98	32	65	1	0	98	0	0	49.78
MYAGDI	51038	1	JAMUNAKHARKA HIGHER SECONI	51.5	61.8	45.3	32.6	46.6	51.6	48	48	4	23	17	0	44	0	4	36.64
MYAGDI	51039	1	JANA VIKASH MA VI MARANG	34.8	46.3	45.8	38.5	41.9	48.1	23	23	0	8	13	0	21	0	2	32.77
MYAGDI	51040	1	JANA KALYAN MA VI, PULACHOU	38.3	48.9	31.9	19.8	29.9	38.3	34	34	0	3	11	0	14	0	20	1.65
MYAGDI	51041	1	BENI COMMUNITY HIGHER SECON	46.3	60.3	61.7	32.9	47.6	48.8	63	63	0	44	19	0	63	0	0	41.61
MYAGDI	51042	1	KISANI SECONDARY SCHOOL, TAK	29.9	50.5	33.6	22.8	36.9	49.6	13	13	0	3	2	0	5	0	8	1.73
MYAGDI	51043	2	GALESHOR ADARSHA SECONDARY	60.3	59.2	67.3	45.5	62.6	54.9	10	10	1	9	0	0	10	0	0	46.5

**PERFORMANCE OF ALL SCHOOLS IN SLC EXAMINATION BY DISTRICTS**  
**2071 BS (2015 AD)**

DISTRICT	SCODE	ST	SCHOOL	AVERAGE MARKS IN COMP. SUBJECTS						STUDENT		PASS DIVISION					WLD	FLD	SEM
				ENG	NEP	MAT	SCI	SOC	HPE	TAP	TAPRD	DIS	FIR	SEC	TIR	PASS			
MYAGDI	51044	1	PRABHA SECONDARY SCHOOL, NA	36.2	61.7	32.1	20.7	38.4	42.7	16	16	0	1	9	0	10	0	6	13.36
MYAGDI	51045	1	TAKAM SECONDARY SCHOOL, TA	30.7	49	32.6	18.5	35	41.5	32	32	0	0	12	0	12	0	20	-1.41
MYAGDI	51046	3	PRAKASH HIGHER SECONDARY SC	16.9	36.3	18.5	17.1	29.5	31.7	43	42	0	0	2	0	2	0	40	-19.8
MYAGDI	51047	1	DHAN JANATA SECONDARY SCHC	32.4	52.5	43.7	24	35.5	46.6	30	30	0	3	16	0	19	0	11	14.25
MYAGDI	51048	1	BUDDHI BIKASH SECONDARY SCH	25.2	57.3	37.6	23.4	35.3	45.9	12	12	0	0	8	0	8	0	4	15
MYAGDI	51049	1	RASTRIYA JAN JAGRITI SECONDAR	48.9	64.2	62.2	30.4	49.8	40.4	32	32	0	21	9	0	30	0	2	37.62
MYAGDI	51050	1	RAGHUGANGA SECONDARY SCHO	34.9	68.5	42.5	22.1	42	38.1	20	20	0	4	11	0	15	0	5	21.94
MYAGDI	51051	1	GYANODAYA SECONDARY SCHOO	31.3	55.2	31.6	19.3	31.2	38	26	26	0	4	7	0	11	0	15	3.03
MYAGDI	51052	2	DAWNING SECONDARY ENGLISH S	54	62.6	57.2	31.2	56.6	40.8	57	57	0	43	13	0	56	0	1	41.25
MYAGDI	51053	1	SHIDDHA SHANTI SECONDARY SCI	33.7	57.4	44.4	26	37.9	33.3	24	24	0	3	17	0	20	0	4	25.78
MYAGDI	51054	1	GAU BOM BASTA SECONDARY SCI	27.7	54.4	40.1	27.8	35	45.6	33	33	0	4	20	0	24	0	9	19.77
MYAGDI	51055	1	LAMSUNG SECONDARY SCHOOL, I	32.8	59.2	43.5	32	35.8	45.4	18	18	0	5	12	0	17	0	1	33.75
MYAGDI	51056	1	JANAKALYAN SECONDARY SCHO	31.9	63.7	39.6	26.8	36.6	47.4	9	9	0	1	7	0	8	0	1	28.75
MYAGDI	51057	1	RITUNG SECONDARY SCHOOL , KU	31.5	66.7	46.9	25.9	38.4	38.7	15	15	0	4	9	0	13	0	2	29.25
MYAGDI	51058	1	DEEPAK SECONDARY SCHOOL , PA	39.6	54.9	39.7	26.3	42.7	48.2	18	18	0	5	7	0	12	0	6	18.12
MYAGDI	51059	1	RASTRIYA SECONDARY SCHOOL ,	36.4	55.6	44.9	33.6	38	52.8	30	30	0	9	20	0	29	0	1	35.25
MYAGDI	51060	1	TRIBHUWAN MANGALA SECONDA	32.2	51	51.6	16.1	35	25.2	22	22	0	1	4	0	5	0	17	-9.2
MYAGDI	51061	1	NISKOT SECONDARY SCHOOL , NIS	21.8	31.3	27.7	27.1	25.2	39.2	21	21	0	0	7	0	7	0	14	-3.75
MYAGDI	51062	1	AMAR JYOTI SECONDARY SCHOOL	35	50.4	32.3	35.2	36.6	46.7	17	17	0	1	11	0	12	0	5	17.87
MYAGDI	51063	1	RAMCHANDRA SECONDARY SCHC	29.8	45.2	31.1	17.7	27	33.5	24	24	0	1	3	1	5	0	19	-10.7
MYAGDI	51064	2	BUDDHA ACADEMY , JYAMRUKK	54	48.8	52	34	52.6	53.6	25	25	0	14	9	0	23	0	2	35.55
MYAGDI	51065	1	SARASWATI SECONDARY SCHOOL	40.3	56.2	45.1	28.4	38.9	45.3	34	34	0	5	25	0	30	0	4	28.79
MYAGDI	51066	1	CHANDRA JYOTI SECONDARY SCH	32.8	52.4	39.1	21.4	29	43.2	9	9	0	0	5	0	5	0	4	8.75
MYAGDI	51067	1	JANATA SECONDARY SCHOOL, DA	40	60.8	42.1	25.1	36.1	48.2	12	12	0	2	7	0	9	0	3	21.56
BAGLUNG	52001	1	UTTAR GANGA MA VI BURTIBANG	19.5	41.1	16.6	20.5	37.6	31.7	90	90	0	3	12	1	16	0	74	-12.2
BAGLUNG	52002	1	GALKOT MA VI GALKOT HATIA	27	41.9	23.9	20.3	27.4	35.9	68	68	1	7	11	0	19	0	49	-5.24
BAGLUNG	52003	1	JANATA MA VI SARKUWA	33.3	49.3	32.5	29.1	38.3	44.2	46	46	0	7	9	0	16	0	30	-1.22
BAGLUNG	52004	1	TRIBHUVAN MA VI PAINYUNPATA	35	43.7	27.7	26.3	31.6	38.7	82	82	0	10	16	1	27	0	55	-2.73
BAGLUNG	52005	1	BHANU MA VI GWALICHO	28.2	46	27.5	26	48.7	37.7	69	69	0	9	19	2	30	0	39	3.14
BAGLUNG	52006	1	JANAKALYAN MA VI CHHISTI	22.6	38.8	18.8	17.7	29.4	29	58	58	0	4	6	2	12	0	46	-10.4

**PERFORMANCE OF ALL SCHOOLS IN SLC EXAMINATION BY DISTRICTS**  
**2071 BS (2015 AD)**

DISTRICT	SCODE	ST	SCHOOL	AVERAGE MARKS IN COMP. SUBJECTS						STUDENT		PASS DIVISION					WLD	FLD	SEM
				ENG	NEP	MAT	SCI	SOC	HPE	TAP	TAPRD	DIS	FIR	SEC	TIR	PASS			
BAGLUNG	52007	1	MULPANI MA VI MULPANI	30.7	39	30.7	18.1	40.5	28.8	32	32	0	2	7	0	9	0	23	-5.98
BAGLUNG	52008	1	MALIKA MA VI MAHALDANDA	35.7	44.8	37.3	22.2	44.7	30	39	39	0	5	10	0	15	0	24	0.58
BAGLUNG	52009	1	PRITHIVI MA VI AMALACHAUR	32.5	31.5	25.3	25.1	32.9	34.6	101	100	2	11	16	2	31	0	69	-3.5
BAGLUNG	52010	1	JANA JAGRITI MA VI KANDEBASH	31.1	38	24.1	25.5	37.7	32.1	60	60	0	2	14	4	20	0	40	-4.02
BAGLUNG	52011	1	SANSKRIT MA VI BELBAGAR	29.2	48.6	27.6	19.8	40.4	39.7	57	57	0	5	15	1	21	0	36	-0.96
BAGLUNG	52012	1	VIDHYA MANDIR MA VI BAGLUNG	36	45.4	40.4	27.7	52.3	41.9	65	65	3	17	20	0	40	0	25	16.27
BAGLUNG	52013	1	DHAWALAGIRI BIRENDRA MA VI R	38	38.9	45	26.7	46.8	33.5	11	11	0	2	4	0	6	0	5	10.23
BAGLUNG	52014	1	SARBODAYA HIGHER SECONDARY	24.8	42.4	26.2	12.6	39	29.4	41	41	0	0	6	1	7	0	34	-13.1
BAGLUNG	52015	1	BHIMSEN MA VI BIHUN	24.8	46.9	27.6	25.1	37.5	32.2	115	115	0	0	32	2	34	0	81	-6.04
BAGLUNG	52016	1	AMAR MA VI BINHUKOT	36.1	53.4	34.7	26.7	42.2	36.8	76	76	0	11	27	0	38	0	38	7.25
BAGLUNG	52017	1	SHANTI MA VI KUSMISERA	28.4	42.1	17.9	28.6	30.2	37.4	19	19	0	0	4	0	4	0	15	-10.7
BAGLUNG	52018	1	SUNTALACHOUR MA VI DAMEK	37.4	52.2	52.8	30.5	33	45.9	52	52	0	13	22	0	35	1	16	18.61
BAGLUNG	52019	1	JANATA DHAN HIGHER SECONDARY	34.3	35.9	24.3	24.6	36.8	36.3	44	44	0	4	11	1	16	0	28	-1.24
BAGLUNG	52020	1	NEPAL MA VI TARA GALKOT	28.4	51.2	34.1	26.6	37	44.2	27	27	0	5	11	0	16	0	11	12.92
BAGLUNG	52021	1	SIGANA HIGHER SECONDARY SCH	30.7	52.1	32.4	25.8	46.3	43.4	61	61	0	7	23	0	30	0	31	6.45
BAGLUNG	52022	1	PRITHVI MA VI GALKOT HARICHAI	30.6	49.9	30.5	27	44.3	33.4	42	42	0	3	12	3	18	0	24	1.71
BAGLUNG	52023	1	JANTA HIGHER SECONDARY SCHO	19.4	35.5	17.1	12.7	30.4	26.3	59	56	0	2	8	0	10	0	46	-12.1
BAGLUNG	52024	1	DHANGAU JYOTI MA VI TAMAN	24.6	47.3	22.1	16.5	38.4	33.6	30	30	0	2	1	0	3	0	27	-16.1
BAGLUNG	52025	1	RANGKHANI MA VI RANGKHANI	39.2	47.7	41.9	21.9	46.6	41.2	32	32	0	3	16	0	19	0	13	11.95
BAGLUNG	52026	1	SHARADA MA VI KISIMKOT	29.3	50.3	23.9	27.1	41.9	42.4	58	58	0	9	10	1	20	0	38	-1.53
BAGLUNG	52027	1	JANAJAGRITI MA VI BONGADOVA	26.3	38.8	25.4	15.8	30	37.2	49	48	0	0	9	1	10	0	38	-11
BAGLUNG	52028	1	LEKHANI MA VI LEKHANI	30.1	45.8	32.2	24.8	40.4	33.4	59	59	0	6	10	4	20	0	39	-2.95
BAGLUNG	52029	1	MAHENDRA MA VI NARETHANTI	29.9	48.8	25.8	24.9	42.3	31.9	49	49	0	1	15	1	17	0	32	-2.95
BAGLUNG	52030	1	PANDAVKHANI MA VI PANDAVKH	28.4	45.7	32.8	16.9	47.2	34.3	38	38	0	5	7	1	13	0	25	-2.03
BAGLUNG	52031	1	PRABHA MA VI BOHARAGAUN	34.5	47.2	24.9	29.9	36.3	46.8	48	48	0	7	11	0	18	0	30	0.23
BAGLUNG	52032	1	SARBODAYA JANAK HIGHER SECC	36.8	49	46.4	28.7	35.3	45.5	50	50	0	8	22	1	31	0	19	13.98
BAGLUNG	52033	1	RATNA LAXMI MA VI RIGHA	25.5	40.7	19	14	39.2	26.7	49	49	0	1	6	0	7	0	42	-14.2
BAGLUNG	52034	1	BANASPATI MA VI JALJALA	21.9	43.3	12	19.1	33.3	25.9	49	49	0	0	3	0	3	0	46	-19.1
BAGLUNG	52035	1	BHIMGITHE MA VI BHIMGITHE	24.5	45.1	22.2	20.1	33.3	28.3	82	81	0	3	14	2	19	0	62	-9.13
BAGLUNG	52036	1	BHAIRAV MA VI BHAKUNDE	23.4	34.8	15.5	20.5	33.2	35.2	35	35	0	2	2	0	4	0	31	-15.4

**PERFORMANCE OF ALL SCHOOLS IN SLC EXAMINATION BY DISTRICTS**  
**2071 BS (2015 AD)**

DISTRICT	SCODE	ST	SCHOOL	AVERAGE MARKS IN COMP. SUBJECTS						STUDENT		PASS DIVISION					WLD	FLD	SEM
				ENG	NEP	MAT	SCI	SOC	HPE	TAP	TAPRD	DIS	FIR	SEC	TIR	PASS			
BAGLUNG	52037	1	SATIDHUNGA MA VI JAIDI	25.5	43.8	19.7	19.8	34.6	38.4	39	39	0	2	4	0	6	0	33	-13.3
BAGLUNG	52038	2	DHAWALAGIRI ENGLISH BOARDIN	59.2	55.8	61.8	41.7	56	41.3	9	9	0	6	2	1	9	0	0	40.17
BAGLUNG	52039	1	LAXMI MA VI SHYANKATERA DHA	30.4	36.2	14.9	23	30.7	32.9	50	50	0	1	4	0	5	0	45	-16.6
BAGLUNG	52040	2	AMRIT ADARSHA AWASIYA MA VI	53.9	47.8	55.8	29.5	53.5	37.5	46	45	2	19	8	0	29	0	16	19.67
BAGLUNG	52041	2	NEW LIFE BOARDING SCHOOL GAI	48.5	50	48.1	31.2	52.7	49.4	61	60	4	21	25	0	50	0	10	30.06
BAGLUNG	52042	1	JANPREM MA VI BHUSKAT	19.9	50.6	36.1	27.1	36.5	43.1	20	20	0	2	4	0	6	0	14	-4.5
BAGLUNG	52043	1	RESH NUNTHALA MA VI RESH	31.8	43.7	22.3	21.1	35	32.9	63	63	0	3	9	1	13	0	50	-10.5
BAGLUNG	52044	1	SARASWATI MA VI DUDILABHATI	25.6	43.1	26.8	17	26.1	33.9	65	64	3	7	9	0	19	0	45	-3.34
BAGLUNG	52045	2	PREM SINGH DEVI AWASIYA MA V	53.5	52.4	60.5	40.4	61.4	37.4	17	17	1	8	7	0	16	0	1	37.28
BAGLUNG	52046	1	CHAURAHA MA VI DUDILABHATI	35	49.5	30.9	22.1	35.1	38.1	26	26	0	3	8	0	11	0	15	2.6
BAGLUNG	52047	1	DEVISTHAN MA VI DEVISTHAN	18.2	40.3	9.7	19.5	35.8	29.4	52	51	0	1	0	0	1	0	50	-21.2
BAGLUNG	52048	1	DHIMI KARINA MA VI PALAKOT	26.3	35.8	17.5	21.2	33.6	33.8	33	33	0	0	6	0	6	0	27	-12.3
BAGLUNG	52049	1	JANAKALYAN MA VI BHIMAPOKH	28.3	46.8	27.3	19	36.8	33	48	48	0	0	12	0	12	0	36	-8.44
BAGLUNG	52051	1	JANAHIT MA VI MALMA GALKOT	23.9	33.1	11.2	23	32.2	27.4	29	29	0	0	2	0	2	0	27	-18.6
BAGLUNG	52052	2	EKATA AWASIYA MA VI GALKOT	44.1	42.9	38	22.8	44.4	39	19	19	0	3	7	0	10	0	9	8.88
BAGLUNG	52053	1	DHULLU LIUWA MA VI DHULLU LI	28.5	49	27.1	32	42.8	41	29	29	0	0	12	0	12	0	17	0.78
BAGLUNG	52054	1	NARAYANI MA VI TANGRAM	33.3	48	37.8	29.9	46.8	41	44	44	0	8	14	0	22	0	22	7.67
BAGLUNG	52055	1	KHADGA DEVI MA VI DAGATUMD	23.2	47.4	17.5	16.3	44	31.9	56	56	0	4	5	0	9	0	47	-12.7
BAGLUNG	52056	1	MAHA VIDHYAJAN MA VI RAYADA	22.6	43.9	10.8	13.9	34.9	31.9	50	50	0	1	4	0	5	0	45	-16.6
BAGLUNG	52057	1	MAHENDRA MA VI SUKHAURA	26.8	47.5	36	22.6	44.4	32.6	25	25	0	4	5	0	9	0	16	-0.45
BAGLUNG	52058	1	LAHAREPIPAL MA VI LAHAREPIPA	36.4	46.2	48.2	27.9	49.7	38.1	39	39	0	8	18	1	27	0	12	18.5
BAGLUNG	52059	1	HARI MA VI IDI HILA	23.5	40	15.6	17.9	34	39	30	30	0	1	4	0	5	0	25	-12.8
BAGLUNG	52060	1	BISHWOKARMA MA VI KALIMATI	32.6	42.7	35.7	28.7	44.1	38.8	43	43	0	10	18	0	28	0	15	16.74
BAGLUNG	52061	2	ADARSHA VIDYA MANDIR BOARD	49.1	49.3	59.5	37.8	58.3	35.8	32	32	3	9	10	0	22	0	10	21.8
BAGLUNG	52062	1	KALIKA KANYA MANDIR MA VI KA	35.5	43.3	38.1	23.5	43.4	28.8	51	51	0	3	11	1	15	0	36	-5.49
BAGLUNG	52063	1	BHOOJI MA VI ADHIKARICHOUR	32.2	48.6	33.4	24.7	33.9	49.8	34	34	0	2	16	1	19	0	15	9.31
BAGLUNG	52064	2	KALIGANDAKI BOARDING HIGH SC	53.3	55.2	61	36.4	54	38.7	40	39	0	23	14	0	37	0	2	37.5
BAGLUNG	52065	1	JANAKALYAN MA VI CHITIKHARK	31.3	44	37	22.1	32.1	41.2	15	15	0	4	2	0	6	0	9	3
BAGLUNG	52066	1	SALYAN SUKHAURA MA VI SALYA	28.1	56.9	32.9	24.5	48.3	32.8	31	31	0	3	12	0	15	0	16	5.81
BAGLUNG	52067	1	PRAKASH MA VI KHUNGA	24.1	47.2	30.6	20.2	39	36	42	42	0	3	15	0	18	0	24	2.41

**PERFORMANCE OF ALL SCHOOLS IN SLC EXAMINATION BY DISTRICTS**  
**2071 BS (2015 AD)**

DISTRICT	SCODE	ST	SCHOOL	AVERAGE MARKS IN COMP. SUBJECTS						STUDENT		PASS DIVISION					WLD	FLD	SEM
				ENG	NEP	MAT	SCI	SOC	HPE	TAP	TAPRD	DIS	FIR	SEC	TIR	PASS			
BAGLUNG	52068	1	BHARATPURI MA VI NEPANE DAM	18.5	40.5	10	9.9	33	31.4	28	27	0	0	3	0	3	0	24	-16.2
BAGLUNG	52069	2	JANATA SECONDARY ENGLISH BO	49.7	54.7	46.7	31.4	42.4	50.1	31	29	3	11	5	0	19	0	10	21.34
BAGLUNG	52070	2	HIMALAYAN BOARDING HIGH SCH	62.7	60.3	82	40.5	50.1	50.8	14	14	2	10	0	0	12	0	2	37.5
BAGLUNG	52071	1	SISAKHANI MA VI, SISAKHANI	26.5	42.4	24.2	21.2	47.3	32.9	29	29	0	1	10	0	11	0	18	-0.78
BAGLUNG	52072	1	KUDULE MA VI KUDULE	43.7	46.2	39	25.4	46.3	34.7	30	30	0	5	12	0	17	0	13	11.25
BAGLUNG	52073	1	GYANODAYA MA VI BOBANG	17.7	39.5	15.7	16.4	33.9	31.8	43	43	0	0	4	2	6	0	37	-15.1
BAGLUNG	52074	1	CHHOREGAUN MA VI KHUNGA-4	27.1	49.4	29.7	20.5	40.9	35.8	28	28	0	2	7	0	9	0	19	-3.62
BAGLUNG	52075	1	DHARA MA VI TANGRAM-5	53.8	64.3	52.7	28.7	51.3	41.6	25	25	0	12	11	0	23	0	2	34.65
BAGLUNG	52076	1	BASANTA MA VI CHHISTY-3	26.7	44.5	16.6	22.9	38.4	43.3	25	25	0	1	4	0	5	0	20	-10.8
BAGLUNG	52077	2	FUTURE BRIGHTER BOARDING SCH	59.4	57	78.1	42.6	64.1	51.2	39	39	6	29	2	0	37	0	2	43.27
BAGLUNG	52078	1	JANA SHIKSHIT MA VI ARJEW	34.2	45.8	29.8	16.9	36	41.2	39	39	0	3	6	0	9	0	30	-8.65
BAGLUNG	52079	1	JANTA MA VI PAHI RANGKHANI	31.4	43.6	32.4	19.8	35.9	42.5	40	40	0	5	7	0	12	0	28	-4.22
BAGLUNG	52080	1	SHIVA MA VI KANDEBAS	29.5	50.9	24.5	24.7	44.7	33.3	45	44	0	5	7	2	14	0	30	-3.77
BAGLUNG	52081	1	SHIVALAYA MA VI ADHIKARICHA	28.3	45.4	30.5	23.9	31.5	45.7	72	69	0	7	20	0	27	0	42	0.65
BAGLUNG	52082	1	TITYANG MA VI TITYANG	35.9	39.9	35.3	19.6	42.3	28.9	34	34	0	1	9	1	11	0	23	-4.26
BAGLUNG	52083	2	AMAR ADARSHA BOARDING SCH	63.4	63.6	82	44.3	71	50	25	25	7	18	0	0	25	0	0	49.2
BAGLUNG	52084	1	PARWATI SECONDARY SCHOOL H	29.3	45.4	42.2	32	49.5	45.4	21	21	0	3	11	2	16	0	5	21.04
BAGLUNG	52085	1	ARGAL SECONDARY SCHOOL ARG	27.2	43.7	24.4	25.3	43	35.6	30	30	0	1	7	3	11	0	19	-2.48
BAGLUNG	52086	2	NEW OASIS ACADEMY BAGLUNG-I	63.2	67.6	83.1	44.7	70.9	50.4	39	39	16	23	0	0	39	0	0	51.15
BAGLUNG	52087	1	BHAIRAB SECONDARY SCHOOL M	30.8	37.9	13	23.7	36.5	29.1	25	25	0	0	6	0	6	0	19	-9
BAGLUNG	52088	2	SUNRISE BOARDING HIGHER SECC	55.8	48.6	58.3	46.7	65.4	50.1	21	21	2	13	3	0	18	0	3	35.18
BAGLUNG	52089	1	GYANENDRA SECONDARY SCHOO	18.6	43.4	16.9	17.1	34.8	29.8	48	47	0	3	3	0	6	0	41	-14.6
BAGLUNG	52090	1	SHANTI SECONDARY SCHOOL, KH	28.7	48	22.1	17.5	40.5	34.8	21	21	0	0	2	0	2	0	19	-17.1
BAGLUNG	52091	1	BUDDHA SECONDARY SCHOOL, BI	28.4	47.2	28.8	22.5	36.1	41.1	30	30	0	3	6	0	9	0	21	-4.5
BAGLUNG	52092	1	GANESH SECONDARY SCHOOL, NA	59.4	56.5	65.8	40.6	48.3	49.4	33	33	3	21	6	0	30	0	3	38.18
BAGLUNG	52093	1	TRIBHUVAN SECONDARY SCHOOL	29.1	49.7	42.1	31.5	37.2	32.8	52	52	0	6	28	3	37	0	15	18.26
BAGLUNG	52094	1	BHIRKUTI SECONDARY SCHOOL, R	21.9	39.8	18.7	17.2	29.5	33	14	14	0	0	1	0	1	0	13	-18.5
BAGLUNG	52095	1	KITENI SECONDARY SCHOOL, RAN	20.7	39.7	25.5	16.5	31.3	35.7	26	26	0	2	2	0	4	0	22	-13
BAGLUNG	52096	2	HOLY CHILD BOARDING SCHOOL,	51.5	39.2	34.6	19.1	50.5	39.8	16	16	0	2	4	0	6	0	10	0
BAGLUNG	52097	2	UNIVERSAL SUBLIME ACADEMY, J	60.6	51.6	70.9	49.4	71.2	53.4	21	21	5	16	0	0	21	0	0	48.57

**PERFORMANCE OF ALL SCHOOLS IN SLC EXAMINATION BY DISTRICTS**  
**2071 BS (2015 AD)**

DISTRICT	SCODE	ST	SCHOOL	AVERAGE MARKS IN COMP. SUBJECTS						STUDENT		PASS DIVISION						WLD	FLD	SEM
				ENG	NEP	MAT	SCI	SOC	HPE	TAP	TAPRD	DIS	FIR	SEC	TIR	PASS				
BAGLUNG	52098	3	VIDYA MANDIR SECONDARY SCH	24.8	29	19.9	15.3	30.3	26.2	60	55	0	1	8	2	11	0	44	-11.4	
BAGLUNG	52099	1	PRAJATANTRA BIKAS SECONDARY	21	50.2	40.8	27.3	37.4	31	33	33	0	0	11	3	14	0	19	0.48	
BAGLUNG	52100	1	BHRIKUTEE SECONDARY SCHOOL	26.6	50.9	51.3	33.2	44.7	36.8	21	21	0	5	11	3	19	0	2	29.68	
BAGLUNG	52101	1	SIGANA SECONDARY SCHOOL, LA	26.3	44.1	32.1	24.8	40.9	33.5	22	22	0	2	8	0	10	0	12	4.09	
BAGLUNG	52102	2	NEW EVEREST ACADEMY, RAMRE	58.3	51.9	84	41	61.8	49.1	38	38	5	28	4	0	37	0	1	44.01	
BAGLUNG	52103	1	SIDDHA SECONDARY SCHOOL, DA	20.3	37.5	21.7	19.9	29.3	36.8	18	18	1	0	3	0	4	0	14	-8.54	
BAGLUNG	52104	1	JANAMAT SECONDARY SCHOOL, P	44.7	48.9	45.6	33.1	50.3	44.9	26	26	0	11	8	0	19	0	7	23.37	
BAGLUNG	52105	1	DARLING SECONDARY SCHOOL, D	18.9	43.1	22.6	16.9	33.7	42.2	15	15	0	0	5	0	5	0	10	-3.75	
BAGLUNG	52106	2	CHILDREN LIFE ENGLISH BOARDIN	65.2	65.8	83.5	54.2	71.5	58.4	33	33	19	14	0	0	33	0	0	53.64	
BAGLUNG	52107	1	BAUDECHAUR SECONDARY SCHO	27.8	48.9	35.1	25.2	44.5	42.9	32	32	0	2	16	0	18	0	14	9.84	
BAGLUNG	52108	1	CHAUTARE DANDA SECONDARY S	22.6	38.7	23	20.8	33	33.8	31	30	0	0	7	1	8	0	22	-7.82	
BAGLUNG	52109	1	PURUSHODAYA SECONDARY SCH	25.1	47.5	30.2	34.6	43	46.3	33	33	0	6	11	0	17	0	16	8.52	
BAGLUNG	52110	1	JANAPRIYA SECONDARY SCHOOL,	43	57.3	44.2	35	47	45.3	35	34	0	17	14	0	31	0	3	34.41	
BAGLUNG	52111	1	KHARUWA SECONDARY SCHOOL,	30.9	49.6	27.6	22.8	41.8	31.6	45	45	0	3	14	0	17	0	28	-0.5	
BAGLUNG	52112	1	DURGA BHAWANI SECONDARY SC	23.5	48.7	41.2	31	45.5	43.7	52	52	0	2	34	1	37	0	15	17.77	
BAGLUNG	52113	1	BIJUWA SECONDARY SCHOOL, PA	25	35.3	28.9	17.1	40.6	34.5	23	23	0	0	6	1	7	0	16	-5.8	
BAGLUNG	52114	1	JANATA SECONDARY SCHOOL, MA	25.3	37.7	19.3	12.3	25.3	34.3	12	12	0	1	2	0	3	0	9	-7.5	
BAGLUNG	52115	1	PALLO PAKHA COMMUNITY SECO	39.4	56.5	51.9	37.6	36.1	48.2	21	21	0	10	7	0	17	0	4	28.39	
BAGLUNG	52116	1	TITAURE SECONDARY SCHOOL, PA	31.5	47.9	30.8	29.3	40.2	41.1	33	33	0	4	9	0	13	0	20	1.02	
BAGLUNG	52117	1	RUDRE PIPAL SECONDARY SCHOO	42.6	39.5	39.1	27.1	49.8	40.5	60	60	4	17	9	0	30	0	30	10.56	
BAGLUNG	52118	1	JANATA SECONDARY SCHOOL DH	30.8	49.8	19.9	21.2	45.6	39.2	12	12	0	1	4	0	5	0	7	1.88	
BAGLUNG	52119	1	RATNA RAJYA LAXMI SECONDARY	18	44.6	18	13.3	39.1	29.6	36	36	0	1	4	0	5	0	31	-14.4	
BAGLUNG	52120	1	JANA SECONDARY SCHOOL BOHA	20.3	50.7	29.9	22.4	42.1	37.4	27	27	0	3	4	0	7	0	20	-6.67	
BAGLUNG	52121	1	LOUNGA SECONDARY SCHOOL, JA	24	46.2	27.7	23.1	35.4	25.6	25	25	0	0	6	1	7	0	18	-7.14	
BAGLUNG	52122	1	KHARA SECONDARY SCHOOL, GW	36.6	54.1	40.4	33.6	41.7	34.6	17	17	0	3	8	0	11	0	6	15.88	
BAGLUNG	52123	1	SIDDHARTHA SIKSHA SADAN, BAC	58.9	60.1	80.2	50.5	70.3	53.5	15	15	3	12	0	0	15	0	0	48	
BAGLUNG	52124	1	GALKOT MODERNIZED ACADEMY	44.1	53.1	41.5	25.6	48.4	45.5	17	17	0	6	2	0	8	0	9	7.94	
BAGLUNG	52125	1	NEW MODERN ACADEMY, BURTIB	58.8	65.3	78.6	40.1	46.7	55.6	18	18	1	17	0	0	18	0	0	45.83	
BAGLUNG	52126	1	RIVER HEAD INTERNATIONAL ACA	54.4	55.7	56.8	34.1	41.6	53.4	18	18	1	10	5	0	16	0	2	35.21	
BAGLUNG	52127	2	BHIMGITHE ADARSHA ACADEMY,	49	56.8	61.4	27.1	46.8	56.7	21	21	0	14	3	0	17	0	4	30.54	

**PERFORMANCE OF ALL SCHOOLS IN SLC EXAMINATION BY DISTRICTS**  
**2071 BS (2015 AD)**

DISTRICT	SCODE	ST	SCHOOL	AVERAGE MARKS IN COMP. SUBJECTS						STUDENT		PASS DIVISION					WLD	FLD	SEM
				ENG	NEP	MAT	SCI	SOC	HPE	TAP	TAPRD	DIS	FIR	SEC	TIR	PASS			
BAGLUNG	52128	2	SAMBUDDHA EDUCATIONAL ACAD	45.3	59.7	48.6	36.3	47.1	45.2	17	17	0	9	7	0	16	0	1	36.4
BAGLUNG	52129	2	GALKOT ENGLISH SCHOOL, MALM	53.6	53.6	59.9	40.9	48.9	44.9	7	7	0	4	2	0	6	0	1	32.14
BAGLUNG	52130	2	GOLDEN FUTURE BOARDING SCH	50.1	56.4	46.9	28.1	48	45.4	14	14	1	4	9	0	14	0	0	38.84
BAGLUNG	52131	2	BRIGHT LOTUS ACADEMIC SCHOO	40	48.3	37	28	40.3	42.7	3	3	0	0	0	0	0	0	3	-22.5
PARBAT	53001	1	ANNAPURNA UCHHA MA VI KARK	27.4	39.7	25.1	23.6	33.8	37.4	48	47	0	6	10	1	17	0	30	-0.93
PARBAT	53002	1	NAV JAGRIT MA VI TILAHAR	46.8	51	57.8	33.5	54.3	42.6	51	51	0	25	24	0	49	0	2	37.06
PARBAT	53003	1	JANATA SUDARSHAN UCHHA MA	21.9	40.5	22	24.4	29.9	36.9	59	59	0	1	13	0	14	0	45	-8.96
PARBAT	53004	1	SHREE NIRMAL JANASEWA UCHHA	38.4	51	28.6	25	40.4	37.8	56	56	1	9	11	0	21	0	35	0.87
PARBAT	53005	1	NEPAL TARA MA VI BIHADI	23.6	34.8	27.1	18.9	38.8	44.5	61	61	0	5	10	1	16	0	45	-6.98
PARBAT	53006	1	PASHUPATI MA VI RAMJATHATI	25.3	46	33.6	21.1	36.3	38.7	48	48	0	3	14	1	18	0	30	-0.91
PARBAT	53007	1	MAHENDRODAYA MA VI BHOKSIN	26.1	39.8	29.4	20.6	37.5	32.6	25	25	0	0	10	1	11	0	14	1.86
PARBAT	53008	1	MAHENDRA SHIKHARI MA VI BAJU	28.3	49.6	28.9	18.4	35.9	45.4	40	40	0	6	9	0	15	0	25	0.28
PARBAT	53009	1	JANA JYOTI MA VI KHALTE	20.6	53.6	26.1	27.3	35.3	37.9	16	16	0	0	3	0	3	0	13	-12
PARBAT	53010	1	JANA BIKAS MA VI PAKHAPANI	33.6	53.5	39.8	26.7	43.1	39.4	40	40	0	8	13	1	22	0	18	10.44
PARBAT	53011	1	NARAYAN U MA VI SHIVALAYA KI	34	43.6	33.2	22.2	39	30.4	86	86	1	18	17	1	37	0	49	4.25
PARBAT	53012	1	BHAWANI VIDYAPITH UCHHA MA	34	43	28.9	22.1	35	35.3	70	70	0	11	19	1	31	0	39	4.04
PARBAT	53013	1	TRIBHUVAN UCHHA MA VI SHANK	37	38.8	24.7	20.6	35.1	37.3	27	27	0	2	9	1	12	0	15	2.97
PARBAT	53014	1	JANATA MA VI DEVISTHAN	21.3	49.3	22.7	27.9	33.2	42.2	39	39	0	2	10	0	12	0	27	-4.62
PARBAT	53015	1	SHARADA MA VI KURGHHA	19.5	41	14.6	25	28.4	38.3	70	69	0	5	5	0	10	0	59	-13.5
PARBAT	53016	1	SHIWALAYA NAMUNA UCHHA MA	32.8	41.5	42.3	18.5	45	39.7	72	72	0	18	11	0	29	0	43	2.97
PARBAT	53017	1	BISHWA JYOTI MA VI PAKUWA SIL	37.6	44.2	36.1	29.1	30.4	33	30	30	0	3	7	5	15	0	15	5.12
PARBAT	53018	1	PALUSTHAN MA VI BEULIBAS	34.8	39.7	40	34.8	27.3	48.1	34	34	0	6	10	0	16	0	18	5.96
PARBAT	53019	1	SIDDHA MA VI PANGRANG	23.5	32.5	15.7	17.2	29.6	27.7	27	27	0	1	5	1	7	0	20	-7.86
PARBAT	53020	1	SHALIJA MA VI LESPAR	35.6	52.7	29.5	25.1	39.1	36.9	14	14	0	0	8	0	8	0	6	9.64
PARBAT	53021	1	VIDYAJYOTI UCHHA MA VI MALLA	43.8	44.4	48.5	25.5	39.7	43	52	52	0	6	31	0	37	0	15	18.82
PARBAT	53022	1	GRAM PRAKASH HIGHER SECOND	44.1	50.5	41.1	27.9	40.2	48.8	40	40	0	15	14	0	29	0	11	22.5
PARBAT	53023	1	MAHENDRA JYOTI UCHHA MA VII	36.4	47.4	42.1	25.2	44.4	35.3	63	62	0	11	33	0	44	0	18	19.42
PARBAT	53024	1	SURYA MA VI HOSHRANDI	30.6	50.4	28.9	29.1	40.3	37.9	29	28	0	3	12	0	15	0	13	8.84
PARBAT	53025	1	BHUKA DEURALI MA VI BHUKAGA	23.1	49	16.8	21.8	33.7	43.3	27	27	0	3	3	0	6	0	21	-8.75
PARBAT	53026	1	POORNESHWAR HIGHER SECONDA	33.8	45.9	39.4	21.5	44	40.2	32	32	0	3	15	0	18	0	14	10.2



**PERFORMANCE OF ALL SCHOOLS IN SLC EXAMINATION BY DISTRICTS**  
**2071 BS (2015 AD)**

DISTRICT	SCODE	ST	SCHOOL	AVERAGE MARKS IN COMP. SUBJECTS						STUDENT		PASS DIVISION					WLD	FLD	SEM
				ENG	NEP	MAT	SCI	SOC	HPE	TAP	TAPRD	DIS	FIR	SEC	TIR	PASS			
PARBAT	53027	1	PANCHAKOSHI MA VI ARTHARCHA	26.7	44	26.5	23.6	33.3	38	32	31	0	3	4	0	7	0	24	-8.71
PARBAT	53028	1	WAHAKI UCHHA MA VI WAHAKI C	20.9	31.3	20.8	19.1	39.1	45.1	46	46	0	4	9	0	13	0	33	-5.63
PARBAT	53029	1	SALIGRAM UCHHA MA VI SETIBEN	25.9	42.2	26.8	23.4	39.6	27.8	54	54	0	5	12	4	21	0	33	-0.31
PARBAT	53030	1	HIMALAYA UCHHA MA VI KHURKO	55.1	56.3	56	39.9	42.3	40.2	30	30	1	10	14	0	25	0	5	29
PARBAT	53031	1	JANASEWA SAN UCHHA MA VI PAI	37.7	42.5	35.8	30.8	29.1	47.1	96	95	1	16	25	0	42	0	53	4.54
PARBAT	53032	1	JANATA MA VI BHORLE	28.4	46.3	21.3	26.1	43	37.6	42	42	0	3	11	0	14	0	28	-2.95
PARBAT	53033	1	JANAKALYAN MA VI BACHCHHA	26.3	35.7	16.3	27.1	32.9	30.3	34	34	0	2	2	1	5	0	29	-13.9
PARBAT	53034	1	KAPHALCHAUR MA VI DURLUNG	37	51	40.9	17.9	50.2	31.5	31	31	0	4	8	0	12	0	19	0.73
PARBAT	53035	1	JANA NETRA MA VI DEUPUR	29.3	46.8	35	18.3	44.5	43.8	69	69	0	18	9	0	27	0	42	2.45
PARBAT	53036	1	MATE DEWAL JANA SAHAYOGI MA	31.1	36.5	24.9	19.6	28	30.2	20	20	0	1	8	0	9	0	11	3.38
PARBAT	53037	1	KRISHNA BHAWAN MA VI DHAIRIN	37.2	43.6	38	24.2	41.2	39.6	33	33	0	3	17	1	21	0	12	14.02
PARBAT	53038	1	CHANDRA MA VI URAM KHORPOK	35.9	40.8	34	27.2	28.7	45.7	25	24	0	5	5	0	10	0	14	3.28
PARBAT	53039	1	BIRENDRA MA VI PAKUWA	32.1	43.8	40.9	22.9	34.6	42.5	25	25	0	2	9	0	11	0	14	3.15
PARBAT	53040	1	THAPATHANA MA VI THAPATHAN	26.1	44.7	29.3	30.9	37.4	41.9	65	65	0	11	15	0	26	0	39	1.9
PARBAT	53041	1	SHALIJA HIGHER SECONDARY SCH	34.4	39.1	41.7	19.7	36.7	42.7	27	27	0	1	8	1	10	0	17	-1.61
PARBAT	53042	1	SARBAJANIK MA VI KATUWA CHA	40.4	51.9	29.4	25.9	40.1	33.6	15	15	0	1	5	1	7	0	8	3.85
PARBAT	53043	1	SURYA PRAKASH MA VI SEUREPAI	29.1	45.3	43	24.9	36	40.2	27	27	0	8	6	1	15	0	12	11.72
PARBAT	53044	1	LIMITHANA MA VI LIMITHANA	24.3	47.1	17.5	23.8	29.2	39.7	25	25	0	1	2	0	3	0	22	-15.3
PARBAT	53045	1	CHANDRA MA VI URAM URAMPOR	24.5	39	23.3	17.8	36.9	28.8	39	39	0	1	5	1	7	0	32	-12.4
PARBAT	53046	1	GRAMODAYA MA VI BHANGARA	25.4	39.1	19.9	27.2	28.7	34.4	35	35	0	1	8	1	10	0	24	-5.74
PARBAT	53047	1	VISHWO JYOTI MA VI PAKHAPANI	26.8	46.4	43	28.7	45.5	34.5	25	25	0	3	15	1	19	0	6	21.21
PARBAT	53048	1	JANA SIDDHA MA VI CHITRE	22.5	44.9	26.8	23.5	40.9	41	20	20	0	1	7	0	8	0	12	0.56
PARBAT	53049	1	JANAK MA VI THUMGYADY	43.5	54.4	37.6	29.9	48.4	51.1	31	31	0	10	12	0	22	0	9	21.05
PARBAT	53050	1	NUWAR SUBEDI MA VI PANG	31.8	46.2	33.4	22.2	28.5	35.7	26	26	0	2	9	0	11	0	15	2.16
PARBAT	53051	1	BALARANI MA VI BALAKOTDAHA	32.7	43.8	36.1	29.2	41.4	35.6	28	28	0	4	10	2	16	0	12	10.55
PARBAT	53052	1	JANAKALYAN MA VI NAGLIWANG	29.3	49.2	30.6	20.7	31.3	37.5	33	33	1	4	8	0	13	0	20	1.82
PARBAT	53053	1	SWADHARMA MA VI PAKHAPANI	23.9	42.1	33.8	20.1	32.4	28.5	17	17	0	1	5	1	7	0	10	0.75
PARBAT	53054	1	KALIKA MA VI KHURKOT 6	27	45.7	34.4	19.4	35.5	37.1	28	28	0	4	2	1	7	0	21	-7.18
PARBAT	53055	2	ADARSHA ENGLISH BOARDING SC	58.7	63.5	82.2	42.4	77.6	62.1	45	45	20	24	1	0	45	0	0	51.42
PARBAT	53056	1	DHARMODAYA MA VI DHARAPANI	32	51.5	34.6	31.5	44.3	42.5	24	24	0	4	10	1	15	0	9	14.12

**PERFORMANCE OF ALL SCHOOLS IN SLC EXAMINATION BY DISTRICTS**  
**2071 BS (2015 AD)**

DISTRICT	SCODE	ST	SCHOOL	AVERAGE MARKS IN COMP. SUBJECTS						STUDENT		PASS DIVISION					WLD	FLD	SEM
				ENG	NEP	MAT	SCI	SOC	HPE	TAP	TAPRD	DIS	FIR	SEC	TIR	PASS			
PARBAT	53057	2	NAMUNA SECONDARY BOARDING	59	69.3	85.1	51.4	63.1	43	51	51	32	19	0	0	51	0	0	54.41
PARBAT	53058	1	KHAULA LAKURI MA VI KHAULA	31	44.6	34.1	22.1	31	37.6	30	30	0	3	9	0	12	0	18	1.13
PARBAT	53059	1	DHRUBA NAMUNA MA VI KHANIG	23.1	42.6	23.4	27.3	29.3	31.4	18	17	0	2	4	0	6	0	11	-1.32
PARBAT	53060	1	PANG DHAIRENI UCHHA MA VI PA	37.8	50.6	45.2	19.5	37.2	41	17	17	0	2	7	0	9	0	8	8.6
PARBAT	53061	2	PARBAT ENGLISH BOARDING MA V	55.7	59.5	55.8	44.1	52.5	48.4	26	26	1	18	7	0	26	0	0	42.55
PARBAT	53062	1	BANAUN SECONDARY SCHOOL BA	28.8	39.6	17.3	17.1	42.9	35.1	28	28	0	0	4	0	4	0	24	-14.5
PARBAT	53063	1	TAKLAK SECONDARY SCHOOL TA	33.6	40.6	30	23.6	27.4	48.2	24	24	0	3	8	0	11	0	13	4.69
PARBAT	53064	1	AMBARI MA VI BARRACHAUR	28.1	44.9	21.7	17.6	43	47	33	33	0	3	6	0	9	0	24	-6.14
PARBAT	53065	1	JYOTI SECONDARY SCHOOL OKHA	44	41.4	44.7	24.9	35.5	38.1	34	34	0	3	21	3	27	0	7	22.3
PARBAT	53066	1	MANGALODAYA MA VI CHUWA	36.2	45.9	47.2	25.7	40.4	46.1	29	29	0	7	10	1	18	0	11	14.79
PARBAT	53067	2	SHAHID SMARAK ENGLISH BOARD	47.3	52.7	57.7	29.3	54	44.3	3	3	0	2	1	0	3	0	0	41.25
PARBAT	53068	2	KALI GANDAKI ACADEMY KUSHM	66	71.8	86.9	60.5	64	64.1	22	22	16	6	0	0	22	0	0	55.91
PARBAT	53069	2	AMRIT ADARSHA BOARDING SCH	56	60.9	72.1	38.1	57.7	56.3	18	18	1	17	0	0	18	0	0	45.83
PARBAT	53070	1	KHARIBOT GOVINDANATH DEVSH	30.5	48.3	39.7	20	34.5	36.4	35	35	0	2	15	0	17	0	18	5.46
PARBAT	53071	2	RASHTRIYA BALSHIKSHA SADAN I	56.7	65.2	87.2	46.3	71.6	56.7	18	18	7	11	0	0	18	0	0	50.83
PARBAT	53072	1	RAM SECONDARY SCHOOL, SHAN	30.6	43.7	24	30.2	34.6	40.4	43	43	0	5	10	0	15	0	28	-1.57
PARBAT	53073	1	JYOTI MANDAL SECONDARY SCH	37	47.3	45.4	29.1	41.5	50	20	20	0	3	12	0	15	0	5	21.38
PARBAT	53074	1	HIMALAYA SECONDARY SCHOOL,	22.3	46.9	26.7	21.5	38.5	41.7	20	20	0	2	6	0	8	0	12	1.13
PARBAT	53075	1	TULODAYA SECONDARY SCHOOL,	23.8	41.8	36	22.5	34.4	36.6	24	24	0	1	5	1	7	0	17	-6.03
PARBAT	53076	1	SARASWATI SECONDARY SCHOOL	27.5	56.4	44.9	30.9	49.7	46.9	34	34	0	9	16	1	26	0	8	23.21
PARBAT	53077	1	KYAMUNE BHANJYANG SECONDA	30.5	49.4	38.1	24.2	43.6	39.7	23	23	0	3	10	1	14	0	9	12.78
PARBAT	53078	1	SHREE NAVAJYOTI THAM SECON	40.1	44.9	39.9	27.8	32.5	31	26	26	0	2	11	5	18	0	8	15.43
PARBAT	53079	1	PHARSE DHAIRING SECONDARY S	40.7	47.2	43.4	35.4	48.7	54.8	23	23	0	6	15	0	21	0	2	31.79
PARBAT	53080	1	JANA SHAHAYOGI SECONDARY SC	36.1	51	47.5	31.5	39.1	33.6	24	24	0	4	13	3	20	0	4	25.03
PARBAT	53081	3	SHIVALAYA HIGHER SECONDARY	13.1	13.4	9.4	3.8	21.4	16.7	17	11	0	0	0	0	0	0	11	-22.5
PARBAT	53082	1	SHIVA SECONDARY SCHOOL, NAG	40.4	45.7	43.5	35.3	43.1	53	11	11	0	5	4	0	9	0	2	28.64
PARBAT	53083	2	DEUPUR NAMUNA ENGLISH SECO	64.6	65.1	89.4	60.8	63.3	62.3	27	27	20	7	0	0	27	0	0	56.11
PARBAT	53084	1	BINU SECONDARY SCHOOL, SARA	24.1	47.3	20	24.6	39.8	33.8	16	16	0	1	1	0	2	0	14	-14.8
PARBAT	53085	2	PARBAT GURUKUL ACADEMY, SH	63.9	63.6	95.5	50.4	63.5	44.9	15	15	4	11	0	0	15	0	0	49
PARBAT	53086	1	SAGARMATHA SECONDARY SCHO	33	53.4	44	29.4	48.3	38.3	23	23	0	5	9	1	15	0	8	16.21

**PERFORMANCE OF ALL SCHOOLS IN SLC EXAMINATION BY DISTRICTS**  
**2071 BS (2015 AD)**

DISTRICT	SCODE	ST	SCHOOL	AVERAGE MARKS IN COMP. SUBJECTS						STUDENT		PASS DIVISION					WLD	FLD	SEM
				ENG	NEP	MAT	SCI	SOC	HPE	TAP	TAPRD	DIS	FIR	SEC	TIR	PASS			
PARBAT	53087	1	MADAN ASHRIT SECONDARY SCH	31.2	50.8	45	25	43.1	36.3	16	16	0	1	11	0	12	0	4	20.39
RUKUM	54001	1	TRIBHUVAN JANATA MA VI KHALA	35.1	40.4	35.9	28.8	35.9	36.3	190	186	3	57	29	1	90	0	96	8.54
RUKUM	54002	1	RUKMINI MA VI RUKUMKOT	33.4	43.6	46.9	28.4	39.5	45.5	71	71	0	10	48	2	60	0	11	26.35
RUKUM	54003	1	BIRENDRA MA VI BANPHIKOT	27.2	36.6	29.8	21.7	34.8	34.9	111	108	0	6	47	1	54	0	54	6.16
RUKUM	54004	1	SHITAL MA VI CHAURJAHARI	18.8	33.6	21.8	23.4	28.5	35.1	205	197	0	1	29	1	31	0	166	-13.6
RUKUM	54005	1	BAL KALYAN MA VI AATHBISKOT	28.3	40.9	40.2	19.8	37.4	36.7	56	51	1	2	25	1	29	0	22	10.25
RUKUM	54006	1	SADHARAN MA VI MURUDANDA	27.5	39.9	30	25.8	40	41.5	45	45	0	8	14	0	22	0	23	7
RUKUM	54007	1	PARWAT MA VI KOL	41.3	36.8	39.4	21.1	28.4	39.6	38	38	0	0	16	3	19	0	19	4.86
RUKUM	54008	1	HIMALAYA MA VI KHOLAGAON	32.1	38	35.3	20	32.2	29.7	135	134	1	9	37	5	52	0	82	-0.08
RUKUM	54009	1	TRIVENI MA VI SIMRUTU RUNGHA	28.8	37.8	26.9	26.7	36.7	45	76	68	0	12	22	0	34	0	34	7.61
RUKUM	54010	1	SHAHID SHUKRA MA VI SIMA	31.6	36.4	36	21.3	34.3	40.4	50	47	0	0	22	9	31	0	16	12.73
RUKUM	54011	1	JANATA MA VI POKHARA	28	40.3	24.2	22.3	38.1	36.6	134	134	0	5	40	2	47	0	87	-2.5
RUKUM	54012	1	JANA JAGRITI MA VI MAHAT	44.5	44.5	48.5	30.6	35.5	46.2	33	32	0	10	19	0	29	0	3	31.99
RUKUM	54013	1	HIMALAYA MA VI KINDA	15	37.1	14.7	18.7	30.8	34.3	36	33	0	0	3	0	3	0	30	-17.4
RUKUM	54014	1	NEPAL RASTRIYA MA VI CHUNWA	23.7	31.2	24.5	16.7	35.7	31.9	76	73	0	4	11	6	21	0	52	-6.5
RUKUM	54015	1	SIDDHA CHAUR MA VI LUKUM	28.1	30.1	30.3	18	22.8	38.2	38	36	0	0	10	1	11	0	25	-5.58
RUKUM	54016	1	RAPTI GYANODAYA MA VI SIMLEE	26.3	39.2	33.6	25.8	23.9	33.6	219	208	0	13	50	7	70	0	138	-3.19
RUKUM	54017	1	MAHENDRA MA VI TAKSERA	32	38.6	37	25.5	37.1	37.8	65	63	0	4	46	5	55	0	8	26.55
RUKUM	54018	1	BAL KALYAN MA VI JHULKHET	22.3	42.9	24.5	23.2	35.4	30.2	65	64	0	0	16	2	18	0	46	-6.98
RUKUM	54019	1	MAHENDRA MA VI CHHIBANG CHA	27.7	40.2	25.7	27.6	38.5	24.4	135	130	0	19	30	0	49	0	81	0.35
RUKUM	54020	1	PASHUPATI MA VI RATAMATA	37.3	48.5	45.9	36.1	49.2	28.5	23	23	0	8	10	1	19	0	4	27.46
RUKUM	54021	1	TRIPURA MA VI CHHING	25.9	30.7	18.3	18.9	31.8	30.3	48	47	0	2	4	1	7	0	40	-13.9
RUKUM	54022	1	PUTHA HIMALAYA MA VI MAIKOT	36.6	38.4	32.9	22.1	35.8	44.3	29	29	0	0	18	4	22	0	7	18.83
RUKUM	54023	1	SIDDHARTHA JANATA MA VI MATI	37	40.2	34.2	28.8	39.4	35.8	65	65	0	2	39	3	44	0	21	15.47
RUKUM	54024	1	MA VI KOTJAHARI	33.8	31.5	32.4	18.8	13	27.2	73	69	0	0	5	0	5	0	64	-18.4
RUKUM	54025	1	ADARSHA MA VI BANKE PIPALGA	22	39	35.8	29.7	43.9	29.7	101	98	0	4	42	5	51	0	47	6.73
RUKUM	54026	1	SIDDHA MANDALI MA VI RANGSI	36.3	37.6	45.1	32.7	37.5	39.1	34	34	0	3	26	2	31	0	3	29.21
RUKUM	54027	1	BALKALYAN MA VI SOLABANG	36.3	50.4	41.1	29	32.3	41.8	77	72	0	16	26	2	44	0	28	14.1
RUKUM	54028	1	SARASWATI MA VI ARMADANDA	21.1	39.1	22.9	16	30.2	37.9	95	94	0	6	14	0	20	0	74	-9.81
RUKUM	54029	1	HIMALAYA JANATA MA VI NUWAH	28.2	36.2	30.1	21.2	30.2	26.7	77	77	0	5	25	0	30	0	47	0.15

**PERFORMANCE OF ALL SCHOOLS IN SLC EXAMINATION BY DISTRICTS**  
**2071 BS (2015 AD)**

DISTRICT	SCODE	ST	SCHOOL	AVERAGE MARKS IN COMP. SUBJECTS						STUDENT		PASS DIVISION					WLD	FLD	SEM
				ENG	NEP	MAT	SCI	SOC	HPE	TAP	TAPRD	DIS	FIR	SEC	TIR	PASS			
RUKUM	54030	1	YAMUNA NANDA NAMUNA MA VI	32.9	47	29	31.4	43.3	49.3	78	77	0	19	20	1	40	0	37	9.37
RUKUM	54031	1	JANASAHAYOG MA VI RIBANGCHA	43.3	44.6	49.9	40.5	45.8	39.8	33	33	0	8	22	2	32	0	1	34.18
RUKUM	54032	1	JANA PRIYA MA VI PEUGHA	25.1	31.8	29.2	21.3	27.2	25.1	57	52	0	0	19	2	21	0	31	-0.16
RUKUM	54033	1	PRABHAT MA VI CHHIWANG DOPA	29.1	41.4	29.5	23.7	39.2	37.6	78	70	0	6	40	0	46	0	24	15.43
RUKUM	54034	1	JANA KALYAN MA VI JIPU PIPAL	15.3	32.9	13.5	20.9	32.7	31.9	62	59	0	0	8	1	9	0	50	-14.1
RUKUM	54035	1	ANDHANASHAK SECONDARY SCH	27.7	41.8	30.8	26.5	40.7	41.1	50	50	0	6	25	0	31	0	19	13.73
RUKUM	54036	1	JANAJAGRITI SECONDARY SCHOO	20.8	32.5	22.1	16.6	34	31.5	71	71	0	1	15	1	17	0	54	-9.01
RUKUM	54037	1	SANI BHERI MA VI, BAHIBANG	31.5	36.3	24.4	18.7	49.5	41.6	96	93	0	10	21	0	31	0	62	-2.54
RUKUM	54038	1	NEPAL RASTRIYA MA VI, DULI, PO	28.7	35.5	39.6	18.7	34.9	32.8	51	51	0	0	23	3	26	0	25	5.6
RUKUM	54039	1	BALHIT SECONDARY SCHOOL, SAH	17.9	35.9	26.2	16.3	27.8	29.1	48	46	0	0	8	2	10	0	36	-10.7
RUKUM	54040	1	JANAKALYAN SECONDARY SCHOO	27.9	41.1	26.3	29.7	41.2	42	37	37	1	4	8	0	13	0	24	-0.81
RUKUM	54041	1	JANAKALYAN SECONDARY SCHOO	51.4	43.3	47.3	29.9	22.1	34.2	55	55	0	7	11	0	18	0	37	-2.66
RUKUM	54042	1	DIVYACHAKSHU SECONDARY SCH	25.8	43.7	41	25.1	43.3	41	81	79	1	8	46	0	55	0	24	18.13
RUKUM	54043	1	JANATA SECONDARY SCHOOL, AA	24.3	45.7	42.4	34.7	51	28.6	41	40	0	5	22	1	28	0	12	18.04
RUKUM	54044	1	HIMALAYA SECONDARY SCHOOL,	25	39.8	32.9	29.2	47.4	30.1	54	54	0	3	19	6	28	0	26	6.21
RUKUM	54045	1	MALIKA SECONDARY SCHOOL, CH	33.1	39.8	44.2	21.5	42.9	35.6	33	32	0	2	20	2	24	0	8	19.78
RUKUM	54046	1	JANAVIKAS SECONDARY SCHOOL,	25.4	36	34.3	18	34.3	32.7	47	43	0	2	19	1	22	0	21	6.58
RUKUM	54047	1	KALIKA SECONDARY SCHOOL, SU	29.2	49.3	50.4	38.5	51.7	33.8	62	62	1	19	24	1	45	0	17	22.04
RUKUM	54048	1	SURYODAYA SECONDARY SCHOO	25.7	41.9	36.9	27.7	21.2	36.1	54	52	0	1	11	1	13	0	39	-8.41
RUKUM	54049	1	BALKALYAN SECONDARY SCHOO	24.4	41.9	25.6	21.9	36.7	35.6	51	49	0	4	15	0	19	0	30	0.23
RUKUM	54050	3	SHITAL HIGHER SECONDARY SCH	24.2	31.1	15.8	15.9	32.2	26.8	50	42	0	0	7	0	7	0	35	-13.1
RUKUM	54051	1	TRIBHUBAN JANTA MA.VI. CHHIPR	26.2	42.3	25.1	27	39.7	40	60	60	0	4	22	1	27	0	33	3.4
RUKUM	54052	1	JANAKALYAN MA.VI. KANSHPOKH	30.8	49.3	32.5	33.9	45	52.8	56	56	0	10	26	0	36	0	20	15.67
RUKUM	54053	1	JANAJYOTI MA.VI. MELCHOUR, DU	34.1	40.9	38.4	19	51.8	46.7	47	47	0	4	21	0	25	0	22	8.38
RUKUM	54054	1	JNANODAYA MA.VI. LAHUN	34.8	50.8	50.9	33.3	49.1	45.9	38	36	2	12	20	0	34	0	2	35.83
RUKUM	54055	1	JANASHAKTI MA.VI.BITADANDA, N	25.4	34.5	33	21.1	32.5	28.7	43	43	0	0	16	4	20	0	23	2.76
RUKUM	54056	1	JANAPRIYA MA.VI.HANSIBANG, SI	37.4	41.7	23.3	23.4	48.3	42	27	25	0	5	4	0	9	0	16	0
RUKUM	54057	1	BHANUBHAKTA MA.VI.GARABANG	33.4	35.3	31.2	27.3	33.7	33.2	59	59	0	1	26	2	29	0	30	5.01
RUKUM	54058	1	BALJYOTI MA.VI. GITHAKOT, PURT	33.5	34.3	37	23.5	49.9	40.9	64	64	0	8	29	2	39	0	25	12.88
RUKUM	54059	1	SHREE SYARPUTAL MA.VI. SYARP	35.3	36.4	36.1	31.2	32.4	35	45	42	0	0	36	0	36	0	6	25.71

**PERFORMANCE OF ALL SCHOOLS IN SLC EXAMINATION BY DISTRICTS**  
**2071 BS (2015 AD)**

DISTRICT	SCODE	ST	SCHOOL	AVERAGE MARKS IN COMP. SUBJECTS						STUDENT		PASS DIVISION					WLD	FLD	SEM
				ENG	NEP	MAT	SCI	SOC	HPE	TAP	TAPRD	DIS	FIR	SEC	TIR	PASS			
RUKUM	54060	1	SARSWATI MA.VI. GHARELICHOUR	35	33.4	28.6	21.6	16.6	27.1	70	68	0	2	9	0	11	0	57	-13.1
RUKUM	54061	1	JANAKALYAN MA.VI. KHOLAGAUN	35.1	39.6	43.7	29.3	20.5	29.1	64	64	0	7	14	0	21	0	43	-2.81
RUKUM	54062	1	HIMALAYA MA.VI. DANGE ATHAB	32.2	49.3	46.8	33.4	30.6	41.8	45	42	0	10	22	0	32	0	10	23.04
RUKUM	54063	1	JANASHAKTI MA.VI. KANDA	20.7	32.3	12.8	20.2	32.4	32.4	31	31	0	0	4	1	5	0	26	-13.7
RUKUM	54064	2	VALLEY PUBLIC HIGH SCHOOL CH	49.6	53.1	54.9	30.1	57	46.1	42	42	0	32	10	0	42	0	0	42.32
RUKUM	54065	1	DEURALI MA.VI. HUKAMKOT	28.3	36.2	27	20.9	36.5	39.8	30	29	0	0	10	3	13	0	16	1.71
RUKUM	54066	2	NEW MOON LIGHT SCHOOL MUSIK	57.7	67.2	67.7	57.4	65.3	49	35	35	6	29	0	0	35	0	0	47.57
RUKUM	54067	2	SARASWOTI ADVANCE ENGLISH M	54.7	48.2	70	29.8	56.8	49.1	10	10	0	7	1	0	8	0	2	30.38
RUKUM	54068	1	NEPAL RASTRIYA MA VI ATHBISD	27.4	44.6	43	29.7	27.6	38.2	50	47	1	9	16	0	26	0	21	11.33
RUKUM	54069	1	NEPAL RASHTRIYA MA VI THULIB	23.6	40	37.6	30.5	24.3	37.6	50	47	0	3	12	1	16	0	31	-2.84
RUKUM	54070	1	ADARSHA MA VI KHARABANG JAN	36.1	34.8	36.9	23.4	40.3	31.5	19	17	0	0	16	0	16	0	1	30.44
RUKUM	54071	1	NEPAL RASTRIYA MA VI DHARBAN	27	38	38.3	18.3	37.4	35.4	61	60	0	4	21	1	26	0	34	2.46
RUKUM	54072	1	JANAKALYAN MA VI KHAGAL	30	34.2	28.5	18.8	48.6	38.4	25	23	0	0	11	0	11	0	12	4.4
RUKUM	54073	1	SARASWOTI MA VI SALLE	24.9	35.3	23.5	25	30.1	26.6	34	32	0	0	12	1	13	0	19	0.05
RUKUM	54074	1	HIMALAYA MA VI PAKHAPANI SISI	22.1	36.2	33.5	26.6	31.8	29.5	27	23	0	0	14	6	20	0	3	23.87
RUKUM	54075	1	YUBA JANAJAGRAN MA VI JHULNI	26.2	42.9	34.9	24.6	38.9	31.9	57	57	0	3	31	1	35	0	22	12.46
RUKUM	54076	1	GYANODAYA MA VI GOTAMKOT	18.2	35.1	31.2	26.3	20.4	35.3	19	19	0	0	3	0	3	0	16	-13.6
RUKUM	54077	1	BIDHA BIKASH MA VI JIBANG KHA	24.2	34.7	33.8	21.5	36.7	39.6	56	52	0	2	20	3	25	0	27	4.41
RUKUM	54078	1	SARASWOTI MA VI CHINTU ARMA	24.7	42.5	35.3	25.3	44	35.7	35	31	0	9	14	0	23	0	8	22.5
ROLPA	55001	1	BAL KALYAN HIGHER SECONDARY	31.3	58.5	46.1	29.2	48.4	38.1	98	98	0	20	57	0	77	0	21	23.99
ROLPA	55002	1	JANA JYOTI HIGHER SECONDARY	23.1	54.6	30.1	21.7	47	34.8	80	80	0	6	23	0	29	0	50	-0.98
ROLPA	55003	1	BIR BALBHADRA HIGHER SECOND	21.7	37.8	21.6	26.6	40.2	38.6	25	25	0	0	2	2	4	0	21	-14.3
ROLPA	55004	1	JANA JAGRITI HIGHER SECONDAR	25.4	48.5	19.5	26.8	41.3	37	84	84	0	4	14	0	18	0	66	-9.91
ROLPA	55005	1	RAMESWARI HIGHER SECONDARY	31.8	52.3	36.1	28.3	46.2	47.2	33	33	0	8	14	0	22	0	11	17.73
ROLPA	55006	1	BIRENDRA HIGHER SECONDARY S	18.5	46.1	17.5	29.7	32	44.8	75	75	0	7	10	0	17	0	58	-8.7
ROLPA	55007	1	MAHENDRA SECONDARY SCHOOL	18.4	35.6	19.3	20.6	36.6	35.8	54	54	0	1	4	0	5	0	49	-17.1
ROLPA	55008	1	JANASEWA HIGHER SECONDARY S	33.5	46.6	29.7	24.9	39.8	31.1	85	85	0	6	37	1	44	0	41	7.3
ROLPA	55009	1	ARANIKO HIGHER SECONDARY SC	23	44.7	26.8	16.2	36.9	37	90	90	0	8	6	0	14	0	76	-12.8
ROLPA	55010	1	BARAHA KSHETRA HIGHER SECON	31	53	46.4	30.2	48.1	42.5	31	31	0	8	19	0	27	0	4	29.4
ROLPA	55011	1	TRIPURESHWARI MA VI KHUNGRI	28.9	53.6	40.8	26.4	43.1	42.9	27	27	0	2	13	0	15	0	12	9.58

**PERFORMANCE OF ALL SCHOOLS IN SLC EXAMINATION BY DISTRICTS**  
**2071 BS (2015 AD)**

DISTRICT	SCODE	ST	SCHOOL	AVERAGE MARKS IN COMP. SUBJECTS						STUDENT		PASS DIVISION					WLD	FLD	SEM
				ENG	NEP	MAT	SCI	SOC	HPE	TAP	TAPRD	DIS	FIR	SEC	TIR	PASS			
ROLPA	55012	1	NEPAL MA VI KOTGAUN	16.6	51.5	18.1	28.3	31.8	41	34	34	0	1	5	0	6	0	28	-12.2
ROLPA	55013	1	BAL UDAY MA VI MADICHAUR JAN	24.1	43.9	20.4	14.9	37.7	39.6	45	45	0	4	1	1	6	0	39	-14.2
ROLPA	55014	1	KRISHNA MA VI GHARTIGAUN	19.3	55.3	22.5	28.6	41.2	50.1	50	50	0	2	12	0	14	0	36	-6.3
ROLPA	55015	1	JIVANJYOTI MA VI DEULTAKURA P	25.5	44.1	26.7	24	40.2	31.5	57	57	0	4	16	6	26	0	31	2.92
ROLPA	55016	1	JYOTI PRAKASH MA VI HARIGAUN	19.6	41.8	15.7	16.9	35.5	42	32	32	0	0	3	0	3	0	29	-17.2
ROLPA	55017	1	CHANDRA PRABHA MA VI MIJHIN	24.3	48.3	32.2	24.2	42.1	39.5	18	18	0	0	11	0	11	0	7	11.87
ROLPA	55018	1	BHIMSEN MA VI SAIBANG DUBIDA	21.2	45.2	29.2	22	42.2	38.7	40	40	0	2	12	0	14	0	26	-2.25
ROLPA	55019	1	JANA JYOTI MA VI GUMCHAL	16.6	38.9	9.1	15	42.8	32.8	49	49	0	1	2	0	3	0	46	-18.8
ROLPA	55020	1	NAMUNA MA VI JAIMAKASALA	24.3	49.3	14.7	22.6	46.2	38.7	19	19	0	0	2	0	2	0	17	-16.6
ROLPA	55021	1	SHIDDHA KAILASH MA VI MISIDAI	22.1	48.1	18.7	17.2	41.6	42.2	44	44	0	1	6	0	7	0	37	-13.3
ROLPA	55022	1	JANATA MA VI BAGMARA	22.8	41.7	30.3	30.5	42.5	43.7	48	48	0	3	17	1	21	0	27	2.61
ROLPA	55023	1	BAL KALYAN MA VI UPAWANG KU	20.9	44.9	28.6	30.3	43.9	45.4	34	34	0	0	14	0	14	0	20	0.66
ROLPA	55024	1	NEPAL RASTRIYA MA VI TALABAN	17.1	42.4	16.5	30.6	32.6	41.1	35	35	0	1	2	1	4	0	31	-16
ROLPA	55025	2	TULSI ENGLISH BOARDING HIGH S	49.3	55.4	55	46.5	57.6	61.7	27	27	1	16	9	0	26	0	1	39.31
ROLPA	55026	1	SHREE NEPAL RASTRIYA MA VI AF	25.1	51.3	25.9	21.7	41.3	49	35	35	0	0	13	1	14	0	21	-0.28
ROLPA	55027	2	BRIGHT FUTURE ENGLISH BOARDI	45.8	48.9	34.4	39.5	50.7	58.3	16	16	0	7	3	0	10	0	6	17.58
ROLPA	55028	1	NEPAL RASTRIYA MA VI SIMKHOL	11.3	35.4	6.7	19.7	22.5	32.5	67	66	0	2	1	0	3	0	63	-19.6
ROLPA	55029	1	GOKUL SECONDARY SCHOOL JOGI	21.8	40.4	15.1	17.9	40.8	33.8	32	32	0	2	4	1	7	0	25	-9.8
ROLPA	55030	1	SURYODAYA HIGHER SECONDARY	17.5	35.2	24	28.4	37.1	39.6	42	42	0	1	7	1	9	0	33	-10.4
ROLPA	55031	1	SURYADAYA MADHYAMIK VIDYA	27.9	53.6	40.5	26.7	47.2	49.3	38	38	1	4	22	0	27	0	11	19.34
ROLPA	55032	1	BAGESHWARI SECONDARY SCHOC	24.5	49.1	23.3	26.6	41.6	41.4	29	29	0	6	3	0	9	0	20	-2.72
ROLPA	55033	1	JANAKALYAN MA VI SIMPANI	17.2	50.5	25.1	26.1	32.2	43.2	39	39	0	2	4	0	6	0	33	-13.3
ROLPA	55034	1	GOVINDRA MA VI DUMLA	17.1	53.1	26.3	21.5	40.6	44.1	16	16	0	2	2	0	4	0	12	-7.03
ROLPA	55035	1	HIMALAY PHOOLBARI MA.VI., TOC	20.4	39.5	33	29.8	41.1	44.4	26	26	0	2	10	0	12	0	14	4.33
ROLPA	55036	1	NEPAL RASTRIYA MA.VI., DUBRING	22.6	39.7	21.2	16.7	41.4	37.3	37	37	0	0	8	0	8	0	29	-10.3
ROLPA	55037	1	RASTRIYA MA.VI., KHUMEL	24.8	51.7	25.7	22.3	47.9	33.9	38	38	0	2	11	0	13	0	25	-2.66
ROLPA	55038	1	RASTRIYA MA.VI., MELDARI OTA	18.4	47.3	22.8	32.4	37.3	47.6	32	31	0	3	2	0	5	0	26	-12.3
ROLPA	55039	1	TARA MA.VI., BAMRUK	32	52.8	26.7	37.8	34.7	58.3	27	27	0	6	4	0	10	0	17	0.83
ROLPA	55040	1	SHUKRA MA.VI., JHUMLUNG	24	43.6	20.3	25.2	36	34.3	25	25	0	1	7	1	9	0	16	-2.19
ROLPA	55041	3	BAL KALYAN MA.VI., LIWANG (OP	14.1	40.7	8.9	12.2	39.6	26.3	30	30	0	0	0	0	0	0	30	-22.5

**PERFORMANCE OF ALL SCHOOLS IN SLC EXAMINATION BY DISTRICTS**  
**2071 BS (2015 AD)**

DISTRICT	SCODE	ST	SCHOOL	AVERAGE MARKS IN COMP. SUBJECTS						STUDENT		PASS DIVISION					WLD	FLD	SEM
				ENG	NEP	MAT	SCI	SOC	HPE	TAP	TAPRD	DIS	FIR	SEC	TIR	PASS			
ROLPA	55042	2	HOLIVISION ENGLISH SECONDARY	37.8	47.2	38.3	35.8	44	54.4	36	35	0	11	12	0	23	0	12	18
ROLPA	55044	1	SARSWOTI MA.VI. BUDHAGAUN	18.2	56.5	28.9	24.1	37.8	47.2	30	30	0	2	4	0	6	0	24	-10.5
ROLPA	55045	1	INDRESHOWRY MA VI KHUMEL	19.4	44.7	18.1	28.1	42.5	52	14	14	0	0	2	0	2	0	12	-14.5
ROLPA	55046	1	BIRENDRA MA VI GAIRIGAUN	18.5	52.6	24.3	21.8	35.2	45.2	35	35	0	0	6	0	6	0	29	-12.9
ROLPA	55047	1	ROLWANG MA VI JELWANG	20.4	38.9	18.6	20.3	27.2	44.5	39	39	0	1	5	1	7	0	32	-12.4
ROLPA	55048	1	BHANUBHAKTA MA VI REKUNETA	17.3	35.1	9.5	15.5	26.1	41.8	17	17	0	0	0	0	0	0	17	-22.5
ROLPA	55049	1	BAGESHWARI SECONDARY SCHOC	27.2	49.3	16.9	32.5	45.5	57.4	11	11	0	0	2	0	2	0	9	-12.3
ROLPA	55050	1	NEPAL RASTRIYA MA VI TEWANG	22.3	39.2	28.5	17.9	34.7	33	22	22	0	1	4	0	5	0	17	-9.2
ROLPA	55051	1	JANA SEWA MA VI SERAM	23	44.3	25.6	31.3	34.7	49.5	15	15	0	0	8	0	8	0	7	7.5
ROLPA	55052	1	NEPAL RASTRIYA MA VI PHAGAM	25.7	43.8	23.7	24.6	32.3	46.8	12	12	0	1	2	0	3	0	9	-7.5
ROLPA	55053	1	JANATA MA VI GAM	12.7	40.1	15.5	18.9	29	42.1	23	22	0	0	2	0	2	0	19	-16.4
ROLPA	55054	1	NEPAL RASTRIYA MA VI RITHABO	17.2	38.2	20.6	25.3	41.5	40.7	27	27	0	0	5	1	6	0	21	-10.4
ROLPA	55055	1	SARSWOTI MA VI KAULABOT JUGA	13.7	51.9	19.3	20.5	30.3	42.6	26	26	0	0	2	0	2	0	24	-18.2
ROLPA	55056	1	SIDDHARATNA SECONDARY SCHOC	24.8	62.9	37.1	29.8	39	50.2	18	18	0	5	6	0	11	0	7	15
ROLPA	55057	1	SHIVA SECONDARY SCHOOL DWAI	20.6	46.3	20.1	27.8	37.6	32.6	16	16	0	0	4	0	4	0	12	-8.44
ROLPA	55058	1	HIMALAYA SECONDARY SCHOOL	25.6	51.5	22.4	31.9	36.7	59.6	17	17	0	2	2	0	4	1	12	-6.62
ROLPA	55059	1	JANA JYOTI SECONDARY SCHOOL	22.6	35.3	21.3	18.7	34.4	26.1	56	53	0	1	7	4	12	0	41	-10.3
ROLPA	55060	1	SIDDHARTHA SECONDARY SCHOC	19.3	51.4	10.9	31.3	31.9	47.4	41	41	0	2	0	0	2	0	39	-19.2
ROLPA	55061	1	JANAKALYAN SECONDARY SCHOC	19.3	36.9	15.4	13.4	30.6	31.2	20	20	0	0	1	0	1	0	19	-19.7
ROLPA	55062	1	SARASWATI SECONDARY SCHOOL	17.8	41.7	5.6	16.2	41.4	33.8	9	9	0	0	0	0	0	0	9	-22.5
ROLPA	55063	1	PADMODAYA SECONDARY SCHOC	16.4	39.7	13.7	12.8	32.3	33.9	18	18	0	0	0	0	0	0	18	-22.5
ROLPA	55064	1	BUDDHI BIKASH SECONDARY SCH	29.4	45.5	25.9	25.6	42.8	34.2	16	16	0	1	5	0	6	0	10	-0.7
ROLPA	55065	1	NEPAL RASTRIYA SECONDARY SC	19.9	43.7	11	23.6	31.5	52.4	17	17	0	0	3	0	3	0	14	-12.6
ROLPA	55066	1	GAURI SHANKAR SECONDARY SCI	26.8	52.7	23.8	32.3	45.8	38.1	16	16	0	1	6	0	7	0	9	2.81
SALYAN	56001	1	TRIBHUVAN JAN MA VI LUHAPING	20.9	39.6	31.9	22.7	28.3	37.6	54	54	1	1	10	2	14	0	40	-7.58
SALYAN	56002	1	SHARADA HIGHER SECONDARY SC	25.5	37.3	22.6	20.3	27.6	35.2	89	89	0	4	15	1	20	0	69	-9.46
SALYAN	56003	1	BHANUBHAKTA MA VI DAMACHA	31	47.8	27.5	29.3	30.1	41.6	113	112	0	5	31	0	36	0	76	-3.92
SALYAN	56004	1	KRISHNA MA VI SANGRAHI	27.2	25.3	15.5	17.2	17.5	29.3	74	71	0	0	2	1	3	0	68	-20.3
SALYAN	56005	1	JANAKALYAN MA VI THARMARE	32.2	50	33.7	29.5	32.3	40.8	85	85	0	10	36	0	46	0	39	9.26
SALYAN	56006	1	JANATA MA VI RAGECHAUR	24.8	32.7	11.6	16.3	29.7	37.3	75	74	0	0	2	1	3	0	71	-20.4

**PERFORMANCE OF ALL SCHOOLS IN SLC EXAMINATION BY DISTRICTS**  
**2071 BS (2015 AD)**

DISTRICT	SCODE	ST	SCHOOL	AVERAGE MARKS IN COMP. SUBJECTS						STUDENT		PASS DIVISION					WLD	FLD	SEM
				ENG	NEP	MAT	SCI	SOC	HPE	TAP	TAPRD	DIS	FIR	SEC	TIR	PASS			
SALYAN	56007	1	JIWAN JYOTI HIGHER SECONDARY	19.4	36	17.8	23.6	26.7	32	67	66	0	5	5	0	10	0	56	-13.1
SALYAN	56008	1	JANA JYOTI MA VI FARULACHAUR	18.8	30.8	20.8	20.5	30.8	29.7	144	139	0	1	18	2	21	0	118	-14.1
SALYAN	56009	1	SHARADA JANAKALYAN MA VI RA	25.8	34.2	17.7	26.1	20.8	32.8	101	101	0	4	9	1	14	0	87	-14.4
SALYAN	56010	1	LAXMI MA VI SYANIKHAL	25	36.6	26.2	22.8	27.6	33.2	77	77	0	3	16	3	22	0	55	-6.37
SALYAN	56011	1	MAHENDRA RATNA MA VI PIPALN	31.5	39.3	23.6	23.2	23	34.7	36	36	0	2	5	0	7	0	29	-10.9
SALYAN	56012	1	TRIBHUVAN JANA MA VI MALNET	25.8	37.1	26.3	22.7	34	33.6	27	26	0	4	5	0	9	0	17	-1.3
SALYAN	56013	1	BALKANYA MA VI KOTBARA	26.4	38.6	34.8	21.8	21.6	35.6	84	84	0	5	16	3	24	0	60	-6.11
SALYAN	56014	1	JANATA MA VI RITHACHAUR KAVI	12	23.9	12.3	14	17.4	28.1	119	118	0	1	5	2	8	0	110	-18.8
SALYAN	56015	1	TRIBHUVAN JANTA HIGHER SECON	23.5	35.2	22.4	23.1	30.2	35.5	85	85	0	0	14	2	16	0	69	-12.1
SALYAN	56016	1	MAHENDRA RATNA MA VI HIWALA	11.1	20.7	9.2	17.5	27.5	24.8	40	40	0	0	1	0	1	0	39	-21.1
SALYAN	56017	1	NEPAL RASTRIYA MA VI KIMUCHA	28.5	49.1	31.2	24	23.3	39.2	68	68	0	5	11	0	16	0	52	-8.44
SALYAN	56018	1	TRIBHUVAN JANATA MA VI MARK	12.9	29.1	22.5	14.7	20.9	29	67	64	0	0	5	1	6	0	58	-17.4
SALYAN	56019	1	SHIVAJAN MA VI SHITALPATI	25.9	37.7	19.9	19.6	24	32.1	100	98	0	1	15	0	16	0	82	-13.2
SALYAN	56020	1	SARASWATI MA VI PEDIKHOLA SH	28.5	40.7	28.9	27.1	30.2	40	135	135	0	6	49	3	58	0	77	1.95
SALYAN	56021	1	NEPAL RASTRIYA MA VI FALABAN	13.6	23.3	7.7	14.1	17.2	25.3	58	58	0	0	1	0	1	0	57	-21.5
SALYAN	56022	1	MAHENDRA HIGHER SECONDARY	24.3	34.6	24.9	19.5	18.1	33.1	67	67	0	1	1	0	2	0	65	-20.7
SALYAN	56023	1	MAHENDRA ADARSHA MA VI BAN	26.8	46.8	18.8	27.9	27.2	36.3	35	35	0	1	4	0	5	0	30	-14.1
SALYAN	56024	1	KALIKA MA VI KOTMAULA	30.8	40.3	32.2	29.3	38.9	34	35	35	0	1	12	4	17	0	18	4.03
SALYAN	56025	1	SURYODAYA MA VI GOTHIBAN DE	22	37.3	19.3	21	21.2	31.5	98	97	0	6	11	0	17	0	80	-11.9
SALYAN	56027	1	MAHENDRA MA VI PIPALNETA	24.6	36.5	37.7	22.8	17.7	33.3	60	60	0	3	2	0	5	0	55	-17.3
SALYAN	56028	1	KRISHNA MA VI POKHARIDANDA J	24.4	49	20.6	23	18.9	32	23	23	0	1	2	0	3	0	20	-14.7
SALYAN	56029	1	TRIBHUVAN JANATA MA VI LEKHA	16.8	31.1	16.3	16.4	18.5	25.6	66	61	0	2	5	0	7	0	54	-15.7
SALYAN	56030	1	TRIBHUVAN JANATA MA VI CHHA	30.8	53.9	28.7	26.1	24.1	35.3	35	35	0	2	9	1	12	0	23	-2.85
SALYAN	56031	1	BUDDHA JANKALYAN HIGHER SEC	25.6	34.7	31.4	19.7	30.5	30.9	89	86	0	4	19	4	27	0	59	-4.77
SALYAN	56032	1	PRABHAKAR SECONDARY SCHOOL	27.9	37.7	15.7	17.8	30.8	39.1	60	60	0	1	5	2	8	0	52	-15.1
SALYAN	56033	1	JANATA MA. VI., DAMDUWALI	20.9	50.5	28.4	22.9	36.5	46.3	23	23	0	0	7	0	7	0	16	-5.38
SALYAN	56034	1	MAHENDRA MA. VI., APCHAUR	16.8	28.5	16	19.7	25	31.1	29	29	0	0	2	0	2	0	27	-18.6
SALYAN	56035	1	SHIDDHESHWORY MA. VI., MAJHK	12.2	28.9	20.9	19.6	32.4	31	23	22	0	0	0	0	0	0	22	-22.5
SALYAN	56036	1	DURGA SARASWATI MA. VI., DEUP	25.9	39.4	23	24.9	27.4	35.9	95	94	0	5	21	0	26	0	68	-6.34
SALYAN	56037	1	KALIKA SECONDARY SCHOOL, KA	25.4	41.8	18.7	24.4	25	36.4	18	18	0	0	2	0	2	0	16	-16.2



**PERFORMANCE OF ALL SCHOOLS IN SLC EXAMINATION BY DISTRICTS**  
**2071 BS (2015 AD)**

DISTRICT	SCODE	ST	SCHOOL	AVERAGE MARKS IN COMP. SUBJECTS						STUDENT		PASS DIVISION					WLD	FLD	SEM
				ENG	NEP	MAT	SCI	SOC	HPE	TAP	TAPRD	DIS	FIR	SEC	TIR	PASS			
SALYAN	56038	1	MUKTI MA. VI., HILE POKHARI	29.8	32.5	19.4	19.6	22.5	34.6	78	78	0	0	12	2	14	0	64	-12.7
SALYAN	56039	1	DEURALI MA.VI., SIDDHESWARI	18.4	34.8	7.2	20.7	19.3	30.5	24	24	0	0	0	0	0	0	24	-22.5
SALYAN	56040	1	TRIBHUVAN JANATA MA.VI.,LAXM	17.3	35.9	25.6	23.1	35.4	33.3	35	34	0	1	6	0	7	0	27	-10.6
SALYAN	56041	1	BHAIRABI MA.VI, RAMRI	14.6	31.3	18.2	16.3	25.8	32.8	43	43	0	0	3	1	4	0	39	-17.5
SALYAN	56042	1	SHREE SECONDARY SCHOOL, MAR	28.4	38.8	23.9	20.3	29.9	38.1	36	36	0	2	4	0	6	0	30	-12.5
SALYAN	56043	1	NIRAJAN MA.VI., DHORCHAUR	25.5	35.8	30.9	26.2	29.2	35.5	47	47	0	3	18	0	21	0	26	3.35
SALYAN	56044	1	SARASWATI MA.VI, JHARKANDA	15.9	27.4	15.7	15.3	21.3	30.1	55	55	0	0	4	0	4	0	51	-18.4
SALYAN	56045	1	RASTRIYA MA.VI., DARMAKOT	26.8	34.2	39.4	18.5	28.9	31.5	72	70	0	1	26	0	27	0	43	-0.64
SALYAN	56046	1	NEPAL RASTRIYA MA.VI., GHUIYA	16.5	39.5	19.4	17.2	32.4	41.3	22	22	0	0	4	0	4	0	17	-11.3
SALYAN	56047	1	SISHU JAGARAN MA.VI., KHORBAR	25.3	39.3	27.1	25.9	29.3	39	80	79	0	5	24	2	31	0	48	0.04
SALYAN	56048	1	SHREE BHAWANI MA.VI. SINBANG	18.8	38.4	22.2	28.5	30.3	37.2	50	50	0	0	8	1	9	0	41	-12.6
SALYAN	56049	1	SHREE SIDDHA MA.VI. PHULGAUN	15.3	28.8	10.5	20.4	19.8	25.6	23	23	0	1	1	0	2	0	21	-17.1
SALYAN	56050	1	SHREE SECONDARY SCHOOL TODI	11.7	23.2	5.3	16.5	10.6	22.7	32	29	0	0	0	0	0	0	29	-22.5
SALYAN	56051	1	SHREE KALIKA MA.VI. KAPURKOT	26.1	56.1	24.4	23	27.2	44.6	45	45	0	2	11	0	13	0	32	-5.75
SALYAN	56052	1	SHREE BIRENDRA MA.VI. GAIRIBA	17.4	32.1	15.2	24.2	29	35.1	25	25	0	1	2	0	3	0	22	-15.3
SALYAN	56053	1	SHREE BALSHAKHA MA.VI. MADA	20.2	35.1	15.6	20.8	25.9	32.9	19	18	0	0	2	0	2	0	16	-16.2
SALYAN	56054	1	SHREE NEPAL RASTRIYA MA.VI. D	14.5	25.8	9.7	16.5	15.8	24.7	45	42	0	0	1	0	1	0	41	-21.2
SALYAN	56055	3	SHIVAJAN MA VI SHITALPATI (OPE	21.6	30.3	22.6	17.1	20.4	27.1	111	102	0	0	10	5	15	0	87	-14.7
SALYAN	56056	1	JANAKI MA VI KORBANG JHIMPE	11.7	30.3	19.3	19.3	25.2	38.2	35	34	0	0	2	0	2	0	32	-19.2
SALYAN	56057	1	MAHENDRA MA VI LEKHPOKHARA	24.7	34.3	24	20.7	33.1	35.2	47	47	0	0	10	4	14	0	33	-6.57
SALYAN	56058	1	RADHESHYAM MA VI GAIRAGITHI	19.4	27.9	11.3	21.3	16.3	28	49	49	0	0	1	0	1	0	48	-21.4
SALYAN	56059	1	JANASEWA MA VI KALCHE	18.3	44.7	21.2	18.7	31.1	38.9	61	61	0	0	9	0	9	0	52	-14.2
SALYAN	56060	1	SARASWATI MA VI SIMKA	19.3	33.1	19.8	16.6	18	31.2	29	28	0	0	2	1	3	0	25	-16.8
SALYAN	56061	1	NEPAL RASTRIYA MA VI BADA KAI	25.4	39.5	19.7	22.8	31.5	41.4	39	38	0	1	11	1	13	0	25	-3.22
SALYAN	56062	1	ARANIKO MA VI KOTNAULA,KALA	15.4	30.5	17.4	16.3	22.9	32.3	35	35	0	0	1	2	3	0	32	-18.2
SALYAN	56063	2	MODERN TULSI SECONDARY SCH	57.2	54.1	52.3	36.1	42.6	46.7	13	13	0	7	6	0	13	0	0	39.81
SALYAN	56064	1	TRIVENI SECONDARY SCHOOL SAI	16.8	27.7	19.1	15.5	17.8	26.4	71	70	0	0	6	1	7	0	63	-17
SALYAN	56065	1	SHREE AMAR JYOTI MA.VI. CHORP	17.6	27.8	21	20.4	28.6	28.3	47	46	0	1	8	1	10	0	36	-10.2
SALYAN	56066	1	SHREE NARAYAN MA.VI. RUMALG	14.5	27.5	17.8	14.8	25.5	32.5	51	47	0	0	3	0	3	0	44	-18.9
SALYAN	56067	1	SHREE LAXMI MA.VI. JAYACHOUR	28.2	38.4	28.1	22.1	27.5	36.7	26	26	0	1	12	0	13	0	13	6.06

**PERFORMANCE OF ALL SCHOOLS IN SLC EXAMINATION BY DISTRICTS**  
**2071 BS (2015 AD)**

DISTRICT	SCODE	ST	SCHOOL	AVERAGE MARKS IN COMP. SUBJECTS						STUDENT		PASS DIVISION					WLD	FLD	SEM
				ENG	NEP	MAT	SCI	SOC	HPE	TAP	TAPRD	DIS	FIR	SEC	TIR	PASS			
SALYAN	56068	1	SHREE NAVAJYOTI MA.VI. KUPIND	13.8	29.6	21.5	18.1	22.1	28.5	39	39	0	2	3	0	5	0	34	-14.7
SALYAN	56069	1	JANASEWA SECONDARY SCHOOL	17.5	27.9	11.9	14.5	20.5	26.7	26	24	0	0	1	0	1	0	23	-20.2
SALYAN	56070	1	SHREE SECONDARY SCHOOL, BAN	23.1	33.6	26.2	21.2	36	31.4	45	45	0	1	9	2	12	0	33	-7.68
SALYAN	56071	2	BRIGHT PEARL ACADEMY, SHITAL	55.7	43.4	42.9	33.4	39.1	43.9	7	7	0	1	6	0	7	0	0	35.36
SALYAN	56072	1	SIRJANSHIL SECONDARY SCHOOL,	17.4	46.2	27.1	22	30.6	42.5	43	43	0	1	11	1	13	0	30	-5.46
SALYAN	56073	2	M.M. ACADEMY , KHALANGA	54.2	54.2	58.3	33.7	46.2	53.5	23	23	0	16	7	0	23	0	0	41.58
SALYAN	56074	1	SHREE PRATIBHA SECONDARY SC	14.1	31.9	17.4	18.2	25.4	33.5	24	23	0	0	3	0	3	0	20	-15.2
SALYAN	56075	1	SHREE BAL KALYAN SECONDARY	27	35.1	31.4	19.6	31.1	32.1	43	42	0	1	17	2	20	0	22	4.09
PYUTHAN	57001	1	MUKTI MA VI RATAMATA	25.7	51.5	16.2	22.2	35.1	37.3	130	130	0	7	22	0	29	0	101	-9.35
PYUTHAN	57002	1	AMAR UCHHA MA VI BHINGRI	41.3	56.2	46.3	25.2	57.5	42.6	79	79	2	26	21	0	49	0	30	16.76
PYUTHAN	57003	1	JANATA UCHHA MA VI BAGDULA	36	51.8	28.7	21.6	43.3	40.8	86	86	2	7	25	0	34	0	52	1.26
PYUTHAN	57004	1	BAL SHIKSHYA UCHHA MA VI OKH	30.1	46.8	28.8	27.6	46.2	40	69	69	1	6	21	2	30	0	39	3.03
PYUTHAN	57005	1	MAHENDRA UCHHA MA VI KHALA	29.5	53.5	28	26.6	34.8	39.4	67	67	0	8	14	0	22	0	45	-2.69
PYUTHAN	57006	1	JANATA MA VI BIJULEE	18.4	38.9	21.2	19.9	38.9	30	34	33	0	1	9	0	10	0	23	-5.11
PYUTHAN	57007	1	GANESH MA VI TIRAM	21.6	43.7	16.3	18.2	35.6	32.4	24	24	0	1	2	0	3	0	21	-15
PYUTHAN	57008	1	GANGA MA VI BAHANE LUNG	32.9	60.3	31.5	32.5	39.1	42.3	57	57	0	11	14	0	25	0	32	4.34
PYUTHAN	57009	1	SARASWATI MA VI BANGESAL	24.8	47.8	18.5	14.9	43.1	31.4	65	64	0	1	10	0	11	0	53	-12.7
PYUTHAN	57010	1	BHUVANESHWARI MA VI KHAIRA	32.2	56.4	33.6	27.5	49.9	43.1	37	37	1	8	6	0	15	0	22	3.45
PYUTHAN	57011	1	MAHENDRA MA VI SARANGBESI	23.3	49	15.7	20.4	41	28.8	60	60	0	1	4	1	6	0	54	-16.8
PYUTHAN	57012	1	DHARMODAYA MA VI PAKALA JAF	26.3	47.8	29.3	24.7	53.4	34	28	28	0	1	12	0	13	0	15	4.02
PYUTHAN	57013	1	MOTI HIGHER SECONDARY SCHOC	27.3	47.1	22.4	24.1	42.2	33.6	70	69	0	4	15	0	19	0	50	-6.36
PYUTHAN	57014	1	MANDAVI MA VI NAYAGAUN	33.7	57.1	29.9	21.2	40.9	37.5	41	41	0	1	18	0	19	0	22	3.84
PYUTHAN	57015	1	SUNNANI ADHAR MA VI MARKABA	21.3	41.9	12	17.1	37.1	30.5	24	24	0	1	3	0	4	0	20	-12.7
PYUTHAN	57016	1	UMA MAHESWARI MA VI SARI	24	45.3	30.6	15.5	33.3	30.7	31	31	0	1	8	0	9	0	22	-5.81
PYUTHAN	57017	1	BHANU BHAKTA UCHHA MA VI BA	36.4	48.2	50.8	30.9	37.3	53.1	12	12	0	3	2	0	5	0	7	3.75
PYUTHAN	57018	1	BAL BHADRA MA VI BANDIKOT SH	26.4	43.6	24.9	23	41.6	33.9	48	48	0	1	10	3	14	0	34	-6.47
PYUTHAN	57019	1	GAUMUKHI MA VI KHUNG	22.5	46.2	23.6	25.6	42.5	33.5	51	51	0	4	12	1	17	0	34	-3.06
PYUTHAN	57020	1	SATYA MA VI TUSHARA	18.3	34.4	16.5	15.9	32.3	32.3	62	62	0	0	9	0	9	0	53	-14.3
PYUTHAN	57021	2	KALIKA ENGLISH AWASIYA MA VI	56.7	56.5	70.8	39.9	68.5	56.3	34	34	4	27	1	0	32	0	2	42.46
PYUTHAN	57022	1	DHARMABATI MA VI LAMCHHAYA	20.4	40	26.4	21.5	44.5	31.5	41	41	0	3	8	1	12	0	29	-5.45

**PERFORMANCE OF ALL SCHOOLS IN SLC EXAMINATION BY DISTRICTS**  
**2071 BS (2015 AD)**

DISTRICT	SCODE	ST	SCHOOL	AVERAGE MARKS IN COMP. SUBJECTS						STUDENT		PASS DIVISION						WLD	FLD	SEM
				ENG	NEP	MAT	SCI	SOC	HPE	TAP	TAPRD	DIS	FIR	SEC	TIR	PASS				
PYUTHAN	57023	1	JANATA MA VI BARJIBANG	31.4	59	31.8	25.9	50.5	37.3	20	20	0	3	6	0	9	0	11	4.5	
PYUTHAN	57024	1	SARASWATI MA VI HANSPUR	30.2	55.7	27.9	22.8	50.5	35	33	32	0	5	11	0	16	0	16	7.38	
PYUTHAN	57025	1	VIDYANANDA MA VI GOTHIBANG	28.4	50.1	26.7	27.2	38	37.5	38	38	0	4	7	0	11	0	27	-5.03	
PYUTHAN	57026	1	DANGBANG MA VI DANGBANG AM	18.4	42.6	8.2	13.5	38.8	28.2	25	25	0	0	1	0	1	0	24	-20.3	
PYUTHAN	57027	1	CHIRAYU MA VI CHISABANG TORE	21.2	37.8	24.1	20.9	34.9	34.3	54	54	0	6	7	0	13	0	41	-7.71	
PYUTHAN	57028	1	SHIVA MA VI SYAULIBANG	18.7	36.1	18.2	25.6	30.5	29.5	32	32	0	0	5	0	5	0	27	-13.7	
PYUTHAN	57029	1	BAL VIDYA MA VI MARANTHANA	27.8	37	18	17.1	26.5	41.2	48	48	0	2	6	0	8	0	40	-12.7	
PYUTHAN	57030	1	BAL SANSKRIT MA VI SWORGADW	23.6	50.4	25.6	22.4	36.3	33.7	19	19	0	0	8	0	8	0	11	1.18	
PYUTHAN	57031	1	BHIMSEN MA VI DHUNEGADHI JA	20.4	46.4	18.3	15.1	42	29.2	29	27	0	0	5	0	5	0	22	-12.1	
PYUTHAN	57032	1	LAXMI MA VI BANGE MARROT	25.9	38.4	31.8	26.8	42.9	40.7	20	19	1	1	5	0	7	0	12	0.2	
PYUTHAN	57033	1	AMAR SINGH SECONDARY SCHOO	26.9	37.2	26.8	29.2	41.1	39.5	37	37	0	4	6	1	11	0	26	-4.82	
PYUTHAN	57034	1	AMRIT JEEVAN SECONDARY SCHC	20.6	39.1	14	19.1	37.7	32.6	27	27	0	0	2	0	2	0	25	-18.3	
PYUTHAN	57035	1	SHARADA MA VI, CHOURPANI, RA	28.1	47.1	23.1	25.4	52	36.7	29	28	0	3	7	0	10	0	18	-1.21	
PYUTHAN	57036	1	LUPLUNG MA VI, LUPLUNG	20.6	53.5	35.4	36.5	44.8	43.9	22	22	0	4	6	0	10	0	12	5.11	
PYUTHAN	57037	1	BELBAS MA VI, BELBS	26.4	50.9	29.9	14.9	39.6	33.8	34	34	0	2	6	0	8	0	26	-8.6	
PYUTHAN	57038	1	PADMODAYA MA.VI., DHUWANG	20.3	42.5	13.5	14.7	36.1	26.1	28	28	0	0	0	2	2	0	26	-19.2	
PYUTHAN	57039	1	JANA JAGRITI MA.VI.,KASERI	27.1	40.1	28.1	19.4	32.4	46.2	35	35	0	2	9	0	11	0	24	-4.18	
PYUTHAN	57040	2	PUBLIC ENGLISH BOARDING SCHO	53.5	51.9	56.5	31.4	63.5	50.9	56	56	4	37	8	0	49	0	7	36.03	
PYUTHAN	57041	1	JANATA MA.VI., LUKKA	27.1	48.6	23.9	24.2	48.8	41.3	17	17	0	1	4	0	5	0	12	-5.29	
PYUTHAN	57042	1	BHRIKUTI MA.VI., LIWANG	22.4	41.8	9.7	14.6	37.1	31.7	27	26	0	1	2	0	3	0	23	-15.6	
PYUTHAN	57043	1	KHARA MA. VI., RAJWARA	20.6	39	19.6	16.5	39.6	31.7	31	31	0	0	3	0	3	0	28	-17.1	
PYUTHAN	57044	1	ARKHA MA. VI., ARKHA	23.7	39.3	12.2	13.8	40.6	31.6	27	27	0	1	1	0	2	0	25	-17.9	
PYUTHAN	57045	1	DURGA MA.VI., KHAWANG	21.5	42.7	17.2	25.4	37.3	35.4	39	39	0	0	3	2	5	0	34	-15.8	
PYUTHAN	57046	1	SHREE KAMAKSHY MA.VI UDAYA	31.7	54.9	36.9	30.9	45.1	44.8	18	18	0	2	10	0	12	0	6	16.25	
PYUTHAN	57047	1	SHREE JANATA MA.VI. TIMURCHO	24.7	39.4	30.3	21.2	33	37.6	29	29	0	3	5	1	9	0	20	-4.22	
PYUTHAN	57048	1	SHREE JANAJYOTI MA.VI LUNG	18.5	49.8	16.6	33.4	40.6	38.2	25	25	0	2	2	0	4	0	21	-12.6	
PYUTHAN	57049	1	SHREE ANDHANAASAK MA.VI LIGI	17.9	46.3	21.1	28.5	45.2	40	11	11	0	0	2	0	2	0	9	-12.3	
PYUTHAN	57050	3	JANTA UCHHA MA.VI. BAGDULA (C	21.6	36.9	11.6	13.6	25.4	26.4	7	6	0	0	1	0	1	0	5	-13.1	
PYUTHAN	57051	1	SARBODAYA MA VI, BANDIKOT	20.6	38.4	17.4	15.3	26.8	32.4	28	28	0	0	4	0	4	0	24	-14.5	
PYUTHAN	57052	1	AMAR MA VI, CHUNJA	23.2	42	23.2	25.7	51.2	32.2	25	24	0	2	6	1	9	0	15	-0.87	

**PERFORMANCE OF ALL SCHOOLS IN SLC EXAMINATION BY DISTRICTS**  
**2071 BS (2015 AD)**

DISTRICT	SCODE	ST	SCHOOL	AVERAGE MARKS IN COMP. SUBJECTS						STUDENT		PASS DIVISION					WLD	FLD	SEM
				ENG	NEP	MAT	SCI	SOC	HPE	TAP	TAPRD	DIS	FIR	SEC	TIR	PASS			
PYUTHAN	57053	1	JANAKI MA VI, CHITIKHOLA	31.7	61	33.2	26.4	38	45.6	49	49	0	10	18	0	28	0	21	11.94
PYUTHAN	57054	1	JANATA MA VI, BADDANDA	26.4	41	23.5	17.8	35.5	33.1	26	26	0	0	6	0	6	0	20	-9.52
PYUTHAN	57055	2	NATIONAL ENGLIS BOARDING SCH	46.1	51.6	42.6	36.6	51.9	49.9	14	14	0	7	5	0	12	0	2	31.34
PYUTHAN	57056	2	PYUTHAN VALLEY ACADEMY, DH	49.5	51.6	59	35.4	59.5	48.1	29	29	3	14	8	0	25	0	4	34.14
PYUTHAN	57057	1	CHHETRA BIKASH MA VI, BIJUWAI	21.8	37	21.1	15.8	37.7	29.3	32	31	0	2	2	2	6	0	25	-11.5
PYUTHAN	57058	1	BAL MA VI, SWORGADWARI	27.6	48	20.4	20.9	34.6	34.6	20	20	0	2	3	0	5	0	15	-7.31
PYUTHAN	57059	1	NE RA MA VI, KOCHIWANG	29.4	48.8	24.2	16.2	36.2	31.7	12	12	0	0	4	0	4	0	8	-3.75
PYUTHAN	57060	2	GAUMUKHI ENGLISH MA VI, OKHA	59.4	61.1	74.7	49.7	76.6	56.1	17	17	2	15	0	0	17	0	0	46.76
PYUTHAN	57061	1	SHRAM RANI MA VI, BUDHICHAUR	26.4	36.2	16.4	15.8	32.8	36.9	13	13	0	0	2	0	2	0	11	-13.8
PYUTHAN	57062	1	AMBIKA MA VI PHOPLI	18.8	39.8	25.2	29.7	39.1	35	25	25	0	1	6	0	7	0	18	-6.3
PYUTHAN	57063	1	NE RA MA VI DAMRI	12.7	35.4	8.7	21.6	29.9	27.2	10	10	0	0	0	0	0	0	10	-22.5
PYUTHAN	57064	1	PRABHAT MA VI OKHARKOT	32.4	48.2	48.2	37	48.6	42.1	22	22	0	4	15	0	19	0	3	28.13
PYUTHAN	57065	1	SATYA MA VI DADERI	28.1	52.1	26.5	21.1	50	34.5	18	18	0	1	4	0	5	0	13	-6.25
PYUTHAN	57066	1	GAWAI MA VI GAWAI	16.1	40.8	13.3	25.4	40.3	33.7	19	19	0	0	2	0	2	0	17	-16.6
PYUTHAN	57067	1	SURYODAYA MA VI BELBAS	27.9	55.5	29.1	20	41.8	36.3	33	33	1	4	7	0	12	0	21	0.11
DANG	58001	1	GANGA MA VI RAMPUR	18.9	35.2	22.4	19.9	26.3	30.4	100	100	0	2	15	3	20	0	80	-11.3
DANG	58002	1	BAL JANATA MA VI BANGAUN DEU	24.2	32.9	21.5	16.9	25.8	35.6	81	81	0	3	12	2	17	0	64	-10.5
DANG	58003	1	BAL MITERI MA VI BHOJPUR	21.4	28.5	25.6	16.8	29	29.8	194	192	0	3	25	7	35	0	157	-12.4
DANG	58004	1	MAHENDRA MA VI TULSIPUR	14.6	24.5	8	10.7	12	17.1	152	151	0	1	2	1	4	0	147	-21
DANG	58005	1	SARASWATI MA VI BIDYANAGAR I	28	39.7	27.7	17.5	36.5	42	44	44	0	1	10	1	12	0	32	-7.13
DANG	58006	1	SIDDHA RATNA NATH NAMUNA M	24.7	32.5	20.7	17.9	28.8	24.6	191	190	0	2	21	9	32	0	157	-13.3
DANG	58007	1	AMAR MA VI URHARI	17.5	39.3	19.1	29.1	24.6	36.3	98	98	0	8	8	0	16	0	82	-12.4
DANG	58008	1	BIRENDRA MA VI HEKULI	20.5	24.1	16.3	12.6	17.3	31	68	66	0	0	4	0	4	0	62	-19.1
DANG	58009	1	ADARSHA MA VI LALMATIYA DEU	25.7	41.8	27	16.2	21.2	34.2	98	98	0	4	13	1	18	0	80	-11.8
DANG	58010	1	JANATA SAN MA VI BIJOURI	24.5	39.6	23	20.8	26.4	39.7	63	63	0	0	13	2	15	0	48	-9.42
DANG	58011	1	PADMODAYA PUBLIC MA VI BHAR	31.6	41.4	33.7	25.2	28.5	30.5	230	227	5	41	40	0	86	0	141	1.42
DANG	58012	1	SIDDHA PRITHVI JANATA MA VI SH	18.7	29.1	18.7	21.7	16	23.2	119	118	0	0	3	2	5	0	112	-20.1
DANG	58013	1	JANATA MA VI HANSAPUR	18.7	31.6	11.3	21.4	17.4	32	84	84	0	1	4	0	5	0	79	-19
DANG	58014	1	BIRENDRA MA VI BHYUDAHAR SU	28.2	40.1	24.2	28.5	37.1	45.3	42	42	0	6	9	0	15	0	27	-0.8
DANG	58015	1	SHREE 5 MAHENDRA MA VI DHAR	19.3	35.3	16.5	18.7	17.5	21.7	67	67	0	1	6	0	7	0	60	-16.5

**PERFORMANCE OF ALL SCHOOLS IN SLC EXAMINATION BY DISTRICTS**  
**2071 BS (2015 AD)**

DISTRICT	SCODE	ST	SCHOOL	AVERAGE MARKS IN COMP. SUBJECTS						STUDENT		PASS DIVISION						WLD	FLD	SEM
				ENG	NEP	MAT	SCI	SOC	HPE	TAP	TAPRD	DIS	FIR	SEC	TIR	PASS				
DANG	58016	1	HAPUR MA VI NIDHUWAR	18	31.4	16.8	13.6	24.1	24	62	61	0	0	6	1	7	0	54	-16.2	
DANG	58017	1	MA VI HAPUR BIJAURI	20.8	35.6	13.9	16.4	22.3	27.8	52	51	0	0	3	0	3	0	48	-19.2	
DANG	58018	1	SARBODAYA MA VI SISHAHANIYA	22	36.9	19.7	16.2	22.4	30.1	236	235	0	7	27	0	34	0	201	-14	
DANG	58019	1	BARAHA CHHETRA MA VI SEWAR	16	36	23.6	15.7	23.1	32.1	43	43	0	0	4	0	4	0	39	-17.3	
DANG	58020	1	SADHARAN MA VI GANGADI DEUKH	13.3	24.7	10	11.3	16.9	23	47	45	0	0	5	0	5	0	40	-16.2	
DANG	58021	1	JANA SHRAM SA MA VI KHADRE	24.3	35.7	26	18.7	25.1	29.4	72	72	0	3	5	1	9	0	63	-15.1	
DANG	58022	1	JANATA MA VI GADHAWA DEUKH	19.3	35.6	15.4	16.8	30.2	25.6	141	139	0	5	9	1	15	0	124	-16.1	
DANG	58023	1	MA VI ASHWARA	18.6	31.3	9.9	13.6	16	22	84	84	0	0	3	0	3	0	81	-20.5	
DANG	58024	1	GURU JAJUR MA VI RACHHYACHO	30.4	41.5	20.5	20.9	23.4	39.4	108	107	0	4	12	0	16	1	90	-13.5	
DANG	58025	1	MA VI RAJHENA	19.4	39.6	24.6	20.3	28.9	35.8	77	77	0	5	13	1	19	0	58	-8.02	
DANG	58026	2	RAPTI VIDYAMANDIR AWASIYA M	59.7	55.4	76.9	41.4	51.3	57.5	53	53	5	47	1	0	53	0	0	46.2	
DANG	58027	1	JANAKALYAN MA VI DUDHRAS	29.6	45.3	28.8	20.5	31.6	35.5	74	74	0	2	18	3	23	0	51	-5.11	
DANG	58028	1	SHUVA PRAVAT MA VI GHORAH	26.5	42.7	18.6	17.4	30.3	31.6	31	30	0	1	5	1	7	0	23	-9.32	
DANG	58029	1	SARASWATI MA VI CHARAKMATIY	18.5	26.9	16.4	18.5	23.8	31.9	193	190	0	2	10	5	17	0	173	-17.6	
DANG	58030	1	DIPENDRA MA VI MANPUR	28.2	34.9	22.7	13.5	28.7	26	69	69	0	1	7	1	9	0	60	-15.1	
DANG	58031	2	SIDDHARTHA ACADEMY GHORAH	58.2	55.8	62.4	41.1	58.5	49.2	59	59	6	44	7	0	57	0	2	42.9	
DANG	58032	1	MA VI RATANPUR HAPUR	20.2	38.7	16.9	19.1	30.3	30.2	29	29	0	0	3	2	5	0	24	-13.5	
DANG	58033	1	MAHENDRA MA VI SYUJA	23.1	49.5	17.9	29.4	34.5	34.9	33	33	0	1	8	0	9	0	24	-6.82	
DANG	58034	2	TULASI AWASIYA MA VI TULASIPU	65	64.1	85.5	48.8	57.4	60.7	174	173	52	121	0	0	173	0	0	49.51	
DANG	58035	1	JANAKALYAN MA VI SIMASUNDA	21.6	39.7	19.6	24.1	24.7	35.2	72	72	0	2	12	0	14	0	58	-11.3	
DANG	58036	1	MA VI DANDAGAUN	29.6	47.2	18.7	23.6	29.6	31.6	60	60	0	5	5	0	10	0	50	-12.2	
DANG	58037	1	MA VI MAURIGHAT	21.8	41.5	22	13.6	26.6	33.4	134	134	0	4	15	0	19	0	115	-14.2	
DANG	58038	1	AMBIKA MA VI HARNOK	22.7	43.8	16.8	22.7	28.1	30.7	12	12	0	0	4	0	4	0	8	-3.75	
DANG	58039	2	DEEPSHIKHA MA VI TRIBHUVANN	61.8	63.9	67.8	47.2	56.2	59.9	77	77	18	56	2	0	76	0	1	47.34	
DANG	58040	1	NARADEVI MA VI TEGHARA	21.7	33.6	18.2	21.4	25.2	24.8	101	100	0	0	9	1	10	0	90	-17	
DANG	58041	1	MA VI SAUDIYAR	16.3	31.8	10.6	15	16	20.6	93	92	0	0	6	0	6	0	86	-18.8	
DANG	58042	1	MAHENDRA MA VI SHREEBARI	19.3	39.3	16.1	13.5	26.9	26.2	43	43	0	0	4	1	5	0	38	-16.2	
DANG	58043	2	MID WESTERN REGIONAL POLICE	54.2	49.6	55.9	33.9	52.1	50.6	56	56	0	36	18	0	54	0	2	38.97	
DANG	58044	2	LITTLE HEAVEN ENGLISH MEDIUM	54	48.7	69.7	43.5	47.6	40.6	39	39	4	27	7	0	38	0	1	42.79	
DANG	58045	1	MA VI KALAKHOLA	30.6	39.1	19.3	22	21.8	37.3	80	79	0	2	7	0	9	0	70	-15.8	

**PERFORMANCE OF ALL SCHOOLS IN SLC EXAMINATION BY DISTRICTS**  
**2071 BS (2015 AD)**

DISTRICT	SCODE	ST	SCHOOL	AVERAGE MARKS IN COMP. SUBJECTS						STUDENT		PASS DIVISION					WLD	FLD	SEM
				ENG	NEP	MAT	SCI	SOC	HPE	TAP	TAPRD	DIS	FIR	SEC	TIR	PASS			
DANG	58046	2	SHANTI SUDHA ENGLISH BOARDIN	57.6	52.4	45.1	35.6	60.3	48.9	58	58	3	32	15	0	50	0	8	33.56
DANG	58047	1	JAN JAGRITI MA VI PATU BANAGA	24.3	35.5	29.1	19	21.5	25.4	67	67	0	0	8	3	11	0	56	-13.7
DANG	58048	1	SHIVA SHAKTI MA VI DHANAURI	21	30.1	16.2	16.9	19.7	34.2	68	66	0	0	7	0	7	0	59	-16.5
DANG	58049	2	MOUNT VIEW ENGLISH BOARDING	56.8	58.4	65.3	47.7	62.3	52.9	71	71	13	48	7	0	68	0	3	43.79
DANG	58050	1	JANATA MA VI DEUKHURI KALAK	21.9	41	20.7	20.8	28.9	27.6	55	55	0	3	10	0	13	0	42	-8.59
DANG	58051	2	GREAT ARANIKO HIGHER SECOND	54.2	48.5	60.5	44.2	50.3	41	53	53	3	30	19	0	52	0	1	40.54
DANG	58052	1	JANA JYOTI MA VI TUHI RANIYAPU	22.8	38.9	20.5	26.8	26.2	37.3	33	33	0	1	10	0	11	0	22	-3.41
DANG	58053	1	SUDHA MA VI JHELNETA	16.6	33.2	8	10.1	20.9	21.3	56	55	0	1	0	0	1	0	54	-21.3
DANG	58054	1	RAPTI MA VI UCHANIMBU DEUKH	16.6	40.2	16	12.2	25.2	31.1	51	51	0	1	5	0	6	0	45	-15.7
DANG	58055	2	CHANDRODAYA VIDYA KUNJA EN	43.5	54.1	63.7	39.2	46.9	52.6	67	67	0	39	25	0	64	0	3	37.78
DANG	58056	1	B P KOIRALA MA VI BAYALE SIMT	31.6	42.5	39.2	28.4	34.6	41.7	42	42	0	1	29	3	33	0	9	21.27
DANG	58057	2	HINDU VIDYAPEETH NEPAL GHOR	50	48.6	52.3	44.7	43.5	44.3	20	20	0	13	4	0	17	0	3	32.63
DANG	58058	1	MA VI SONPUR DEUKHURI	16.9	32.1	18	13.9	30.1	23.3	52	52	0	0	3	0	3	0	49	-19.3
DANG	58059	1	JANA JYOTI MA VI BELA DEUKHUR	14.2	27.3	13.5	11.2	11.5	23.4	100	98	0	0	2	0	2	0	96	-21.4
DANG	58060	2	FATIMA ENGLISH SCHOOL TULSIPT	57.1	58	62	47.4	52	48.3	20	20	2	15	3	0	20	0	0	44.81
DANG	58061	2	DIVYA JYOTI ENGLISH BOARDING	52.9	54.6	68.9	39.5	49.9	56.3	43	43	0	39	4	0	43	0	0	43.95
DANG	58063	1	JANAKALYAN MA VI PADAMPUR	23.5	32.5	24.1	22.2	22	37	129	129	0	2	14	2	18	0	111	-14.6
DANG	58064	2	JANAJYOTI VIDYAMANDIR TRIBHU	59.3	62.3	70.5	39.4	56.3	51.6	73	72	20	50	2	0	72	0	0	48.85
DANG	58065	2	PASHUPATI VIDHYA ASHRAMA NA	54.7	56	67.8	40.8	45.5	53.4	71	71	3	56	11	0	70	0	1	42.94
DANG	58066	2	BATSAYAN SECONDARY ENGLIS	54.8	48.9	61.4	44.2	46	57	31	31	1	20	7	0	28	0	3	36.41
DANG	58067	2	ANNAPURNA BOARDING SCHOOL	53.5	51.8	48.6	42	44.5	48.6	12	12	0	6	1	0	7	0	5	15.94
DANG	58068	2	IDEAL SECONDARY ENGLISH BOA	58.2	54.3	71.4	45.5	51.6	44.9	32	32	3	25	4	0	32	0	0	45
DANG	58069	2	FORTYNINE SECONDARY BOARDIN	47.6	51.9	60.5	33.3	38.4	45.4	37	37	0	19	15	0	34	0	3	34.97
DANG	58070	2	GORKHA INTERNATIONAL PUBLIC	60.1	49.1	54.4	43.3	49.8	47.8	110	110	11	59	33	0	103	0	7	38.83
DANG	58071	2	JYOTI PUNJ SECONDARY BOARDIN	32.4	28.1	10.4	26.3	19.7	36.6	7	7	0	0	0	0	0	0	7	-22.5
DANG	58072	2	GORKHA HIGHER SECONDARY SCI	60	62.1	77.2	50.9	56.8	49	58	58	10	47	1	0	58	0	0	47.39
DANG	58073	2	RAPTI SECONDARY BOARDING SC	57.5	45.5	53.8	45	47.7	55.5	22	22	1	13	5	0	19	0	3	33.92
DANG	58074	2	VIDHYA NILKANTHA SECONDARY	53.5	49.9	53.5	34.8	42.8	39.5	44	44	0	18	16	0	34	0	10	25.57
DANG	58076	1	ADARSHA MA VI DEUPUR DEUKHU	23.5	41.7	22.9	14.9	27.2	36.1	151	149	1	14	16	1	32	0	117	-9.25
DANG	58077	2	PUBLIC GYAN JYOTI SECONDARY	59	58.5	67.2	41.8	55.5	52.5	77	77	4	61	11	0	76	0	1	43.3

**PERFORMANCE OF ALL SCHOOLS IN SLC EXAMINATION BY DISTRICTS**  
**2071 BS (2015 AD)**

DISTRICT	SCODE	ST	SCHOOL	AVERAGE MARKS IN COMP. SUBJECTS						STUDENT		PASS DIVISION					WLD	FLD	SEM
				ENG	NEP	MAT	SCI	SOC	HPE	TAP	TAPRD	DIS	FIR	SEC	TIR	PASS			
DANG	58078	2	LITTLE FLOWER ENGLISH BOARDING	57.1	51.5	66.7	44.9	51.3	49.5	30	30	0	27	3	0	30	0	0	43.88
DANG	58079	2	ROSY BUDS BALBATIKA SECONDARY	59	60.1	53.5	32.5	42.5	54.5	42	42	3	19	10	0	32	0	10	27.32
DANG	58085	2	SUNLIGHT MODERN SEC ENG SCHOOL	57.9	59.8	53	36.7	47.9	56.9	54	54	3	34	10	0	47	0	7	35
DANG	58086	2	ADARSH ACADEMY MA VI TULSIPUR	57.7	54.9	69.8	39.1	51.8	36.3	16	16	0	11	5	0	16	0	0	41.48
DANG	58087	2	BUDDHA JYOTI MA VI GADHAWA	48.4	51.8	44.3	31.3	46.6	50.6	53	53	2	23	14	0	39	0	14	24.76
DANG	58088	2	NEW SHANTI MA VI KATAHA	43.9	56.4	58.7	44	46.2	55.8	18	18	0	13	5	0	18	0	0	41.87
DANG	58089	2	MECHI KALI SEC BOA SCHOOL GHOR	54.7	52.8	55.8	40.2	47.5	46.6	22	22	1	13	5	0	19	0	3	33.92
DANG	58090	2	TINY TOTS ENG BO SCHOOL LAMA	44.6	53.7	39.5	20.1	32.6	45.1	15	15	1	4	0	0	5	0	10	1
DANG	58091	2	ALPHA ENGLISH MEDIUM SECOND	57.6	46.2	54.9	46.7	44.9	42.5	39	39	0	23	14	0	37	0	2	37.5
DANG	58092	2	SHREE AMAR ENGLISH SCHOOL K	60.7	56.3	66.9	40.6	52	57	32	32	2	27	3	0	32	0	0	44.88
DANG	58093	2	MOON LIGHT SECONDARY ENGLISH	50.8	57.4	65.8	39.9	35.7	50.8	39	39	2	25	6	0	33	0	6	33.65
DANG	58094	2	PASHUPATI MA VI HARIPAURI	22.7	37.9	35.2	24.9	37.6	36.4	75	75	0	6	18	8	32	0	43	1.36
DANG	58095	2	SERENE VALLEY PUBLIC SCHOOL	59.5	55.4	69.5	38.7	45.3	57.2	24	24	1	17	3	0	21	0	3	35.78
DANG	58096	1	SHREE MADHYAMIK VIDHAYALA,	19.7	32.7	10.5	13.1	12.1	27.6	51	51	0	0	0	0	0	0	51	-22.5
DANG	58097	2	PRINCE ENGLISH MODEL BOARDING	49.7	49.7	38.3	26.9	36.7	51	39	39	0	8	12	0	20	0	19	8.65
DANG	58098	2	LITTLE ANGEL BOARDING SCHOOL	45.8	46.1	61	39.6	43	48.4	13	13	1	4	6	0	11	0	2	30.58
DANG	58099	2	CHANDRA JYOTI MA VI, PAWAN N	44.3	52.5	37.1	36.6	36.1	47.3	48	48	1	8	25	0	34	0	14	19.77
DANG	58100	2	STAR ENGLISH BOARDING SECOND	57.7	51.4	61.4	50.3	46.9	50.7	19	19	2	15	2	0	19	0	0	45.39
DANG	58101	1	PHALKAPUR SECONDARY SCHOOL	28.9	40.2	26.5	24.6	37.7	33.8	110	110	0	5	28	7	40	0	70	-2.15
DANG	58102	2	MADAN BHANDARI MEMORIAL SC	61.8	57.1	52.3	44.2	51.2	47.7	12	12	0	9	2	0	11	0	1	37.5
DANG	58103	1	MA. VI. TULSIPUR	23.6	34.7	13.8	16.3	15.5	22.6	140	140	1	3	9	1	14	0	126	-16.5
DANG	58104	1	SHREE MA VI DHIKPUR	25.8	35.4	25.3	22.9	26.3	27.5	56	56	0	0	12	2	14	0	42	-8.79
DANG	58105	2	VALLEY TOP ENGLISH BOARDING	59.2	55.3	50.8	42.5	52.1	48.7	33	33	0	24	4	0	28	0	5	33.41
DANG	58106	2	SARASWATI ENGLISH MEDIUM SCI	59.1	56.3	72.4	45.3	56.9	52.5	16	16	0	13	2	0	15	0	1	39.38
DANG	58107	2	GYANODAYA SECONDARY ENGLISH	47.2	44.1	42.2	31.2	36.2	41.7	13	13	0	2	10	0	12	0	1	31.15
DANG	58108	2	HIMAL ACADEMY, TULSIPUR	58.1	58.2	70.2	46.4	53.4	54.3	61	61	4	49	8	0	61	0	0	44.51
DANG	58109	2	SWORGADWARI ENGLISH BOARDING	54.1	53.3	60.3	39.8	49	57.6	58	58	2	43	13	0	58	0	0	43
DANG	58110	3	MAHENDRA MA VI, TULSIPUR (OP	14.8	35.1	24	15.2	26.4	25.1	178	173	0	0	11	13	24	0	149	-15.4
DANG	58111	1	MA. VI., MADHPUR GOLTAKURI	18.1	29.9	19.8	20.8	15.3	21.9	75	75	0	0	3	3	6	0	69	-18.4
DANG	58112	1	SARASWATI MA. VI., BHARATPUR	20.4	40.3	27.1	17.9	25.6	33.1	115	115	0	5	27	1	33	0	82	-5.95

**PERFORMANCE OF ALL SCHOOLS IN SLC EXAMINATION BY DISTRICTS**  
**2071 BS (2015 AD)**

DISTRICT	SCODE	ST	SCHOOL	AVERAGE MARKS IN COMP. SUBJECTS						STUDENT		PASS DIVISION						WLD	FLD	SEM
				ENG	NEP	MAT	SCI	SOC	HPE	TAP	TAPRD	DIS	FIR	SEC	TIR	PASS				
DANG	58113	1	MA. VI. AMILIYA	13	20.8	4.3	11.1	12.5	22.8	33	33	0	0	0	0	0	0	33	-22.5	
DANG	58114	1	JANATA MA. VI., NAYAGAUN	21	37.5	19.2	21.4	26.9	32.7	38	38	0	1	7	2	10	0	28	-7.91	
DANG	58115	1	SARASWATI MA.VI., JABARKOT	19	45.3	19.9	14.6	23.7	37.3	24	24	0	2	3	0	5	0	19	-9.84	
DANG	58116	2	PAWAN ENGLISH SCHOOL, PAWAN	51.6	43.7	49.9	30.7	40.7	48.5	22	22	0	10	6	0	16	0	6	23.52	
DANG	58117	2	KAMANA SECONDARY ENGLISH SC	51	45.6	50.9	33.7	42.1	47.7	18	18	1	5	10	0	16	0	2	32.08	
DANG	58118	1	MA. VI. RAWATGAUN, SAUDIYAR	26.1	49	28.7	22.2	29.6	40	43	43	0	5	12	2	19	0	24	3.21	
DANG	58119	2	DEUKHURI VALLEY ENGLISH SCH	51.3	55.3	61.3	32.5	44.8	46	16	16	0	9	6	0	15	0	1	36.56	
DANG	58120	2	SHANTI NIKETAN VIDYALAYA, KA	51.9	48.1	35.8	37.8	40.4	44.9	17	17	0	4	7	0	11	0	6	16.54	
DANG	58121	1	GORAKSHA RATNANATH MA. VI., C	24.3	36.1	20.8	19.7	27	33.9	52	50	0	2	10	0	12	0	38	-8.55	
DANG	58122	1	MA VI BALAPUR	25.9	31.5	24.9	19.3	26.2	34.5	35	35	0	2	4	3	9	0	26	-8.23	
DANG	58123	2	GALAXY ENGLISH SCHOOL, TARIG	42.3	50.4	51.9	35.5	42.7	46.5	21	21	0	10	8	0	18	0	3	31.07	
DANG	58124	2	SRIJANA BALVATIKA E.B. SCHOOL	62.6	62.3	81	54.3	65	57.5	16	16	4	12	0	0	16	0	0	48.75	
DANG	58125	1	BHANU BHAKTA MA VI KAUSHILA	19.2	33	15.8	23.2	17.6	32	52	52	0	1	1	0	2	0	50	-20.1	
DANG	58126	1	BIRENDRA MA VI KHILATPUR	26	37.2	21.2	24.4	24.7	38.1	48	47	0	1	8	0	9	0	38	-11.5	
DANG	58127	1	SARASWATI MA VI DAMARGAUN	30.9	39	23.6	29.7	37.1	43.4	47	46	0	5	11	1	17	0	29	-0.7	
DANG	58128	1	MA VI TULSHIPUR DHANAURI	22	33.2	22.4	15.8	19.8	34.6	51	51	0	0	3	1	4	0	47	-18.3	
DANG	58129	1	BHAGAWATI MA VI SAIGHA	13.4	28.8	5.7	10.3	19.4	17.9	31	31	0	0	1	0	1	0	30	-20.7	
DANG	58130	2	LALI GURANS AWASIYA MA VI GH	37.6	38.9	36.8	25.3	31.6	40.6	21	21	0	1	11	0	12	0	9	10.18	
DANG	58131	1	MA VI BHALUWANG	20.8	40.1	15.4	15.4	22.4	25.1	51	51	0	1	3	0	4	0	47	-17.9	
DANG	58132	1	MA VI JAJARA GAUN	25.4	38.8	26.5	24.7	24	30.5	63	63	0	4	12	4	20	0	43	-4.55	
DANG	58133	1	BUDDHA MA VI SHANTIPUR	34.8	44.8	36.9	30.3	30.3	42.8	43	43	0	8	16	0	24	0	19	10.99	
DANG	58134	2	DEEP JYOTI ENGLISH BOARDING S	52.9	50.5	51.9	24.9	38.9	51.6	35	35	0	13	15	0	28	0	7	26.68	
DANG	58135	2	TRIDEV ENGLISH BOARDING SCH	54	55.8	80.4	43	54.5	52.1	22	22	1	20	1	0	22	0	0	45.17	
DANG	58136	1	SHIVA SHAKTI MA VI BHAUWANAI	14.9	26.2	6.5	10.2	16.4	25.4	25	24	0	0	2	0	2	0	22	-17.8	
DANG	58137	2	DANG VALLEY ENGLISH SCHOOL T	40.1	50.3	38.5	29.9	41.1	34.7	21	21	0	3	13	1	17	0	4	24.18	
DANG	58138	2	DEEP SECONDARY ENGLISH SCHO	52.8	54.6	64.2	47.2	47.2	52.5	40	40	1	35	4	0	40	0	0	44.25	
DANG	58139	1	AMBESHWARI MA VI PHULBARI	26.3	35	36.9	20.8	33.8	32.5	38	38	0	0	9	7	16	0	22	-0.61	
DANG	58140	2	MUNA ENGLISH BOARDING SCHOC	53.6	48.7	56.4	45.9	52.1	51.2	37	37	2	26	9	0	37	0	0	43.07	
DANG	58141	1	BAGAR BABA MA VI SATBARIYA	18.1	28.3	13.2	16.1	17.9	31.8	82	81	0	1	2	0	3	0	78	-20.3	
DANG	58142	1	MA VI JHINGNI BANJARI	17.9	34.4	25.2	22.9	27	32.7	43	43	0	2	7	1	10	0	33	-9.12	



**PERFORMANCE OF ALL SCHOOLS IN SLC EXAMINATION BY DISTRICTS**  
**2071 BS (2015 AD)**

DISTRICT	SCODE	ST	SCHOOL	AVERAGE MARKS IN COMP. SUBJECTS						STUDENT		PASS DIVISION					WLD	FLD	SEM
				ENG	NEP	MAT	SCI	SOC	HPE	TAP	TAPRD	DIS	FIR	SEC	TIR	PASS			
DANG	58143	1	MA VI BHITRI SAKRAM BIJAURI	34.3	47.3	39	26.9	23.5	30.8	22	22	0	0	6	0	6	0	16	-7.16
DANG	58144	2	NEW STAR ENGLISH BOARDING SC	44	48.3	58.3	40.8	47.8	42	23	23	1	11	9	0	21	0	2	35.38
DANG	58145	1	JANA JAGRITI MA VI NARAYANPUR	25.5	53.5	32.7	29	36.8	38.9	42	42	0	2	17	0	19	0	23	3.48
DANG	58146	2	BAL AMRIT ENGLISH BOARDING SC	47.1	52.6	57.1	39.9	42.6	48.5	17	17	0	10	5	0	15	0	2	33.75
DANG	58147	2	PEARL ACADEMY GHORAH	49.5	49.5	53.2	28.9	50.3	47.9	49	49	1	26	12	0	39	0	10	28.78
DANG	58148	2	SHIKHA ENGLISH SCHOOL BANKA	48.8	56.1	46.4	34.7	39.5	44.9	15	15	0	5	6	0	11	0	4	22.5
DANG	58149	2	NAMOONA ENGLISH MEDIUM SCH	54.5	62.3	79.3	51.3	52.8	61.2	12	12	2	10	0	0	12	0	0	47.5
DANG	58150	2	GREAT BUDDHA INTL ACADEMY N	61.1	49.6	66	41.1	56.4	57.6	20	20	1	17	2	0	20	0	0	44.63
DANG	58151	2	GYANMALA ACADEMY SARRA GH	49.9	47.1	39.5	26.1	42	38.8	8	8	0	1	5	0	6	0	2	21.09
DANG	58152	1	MA VI BHEDABARI MULABARI KA	18.3	40	12.7	16.1	27.1	25.9	27	27	0	0	2	0	2	0	25	-18.3
DANG	58153	1	MA VI PACHAHIYA	16.9	38	21.8	17.7	33.7	27.8	39	39	0	1	3	2	6	0	33	-14.1
DANG	58154	1	KHIM BAHADUR SHAH MA VI KOL	21.5	37.8	23.5	20.5	31.3	28	42	41	0	1	14	1	16	0	25	-0.51
DANG	58155	2	PUBLIC EDUCATION ACADEMY LA	52.9	61	52.6	34.6	37.2	52.4	19	19	0	10	3	0	13	0	6	21.91
DANG	58156	2	RAPTI BAL ACADEMY GAIDAHAR	57.4	58	72.4	45.3	52.2	53.6	29	29	2	26	0	0	28	0	1	43.71
DANG	58157	2	JANAPRIYA ENGLISH SCHOOL BAL	54.4	51	56.4	48.6	44.9	54.3	7	7	0	6	0	0	6	0	1	35.36
DANG	58158	2	JEEVAN PREMI EDUCARE ACADEM	59.9	51.9	38.8	40.6	43.2	51.8	30	30	0	14	8	0	22	0	8	24
DANG	58159	2	NEW BHANU ENGLISH BOARDING	56.7	53.5	70.8	33.5	38.4	50	20	20	1	15	2	0	18	0	2	37.88
DANG	58160	2	MARIGOLD ENGLISH SCHOOL SHR	63.5	59.5	57.5	46	44.9	55.7	25	25	0	23	2	0	25	0	0	44.1
DANG	58161	2	INNOVATIVE GYAN JYOTI PUBLIC	50.2	58.9	63.6	36.7	49.7	45.3	52	51	0	41	8	0	49	0	2	40.59
DANG	58162	1	SARAWATI JANATA MA VI GANGA	20.7	41.6	23	22.2	22.4	31.2	25	24	0	0	4	1	5	0	19	-11.2
DANG	58163	2	GYANSINDHU EDUCATIONAL ACA	42.4	41.8	24.4	33.6	32.8	45.4	8	8	0	2	1	0	3	0	5	1.41
DANG	58164	2	SHANTIDEEP E.B.S.,TULSIPUR 8 DU	62.4	60.2	65	54.5	56.5	60.2	26	26	2	23	1	0	26	0	0	45.72
DANG	58165	1	NAWA JAGARAN MA. VI. KUTECHA	20.1	35.7	19.5	14.7	16.7	22	32	32	0	0	0	2	2	0	30	-19.6
DANG	58166	2	GYANODAYA EBS, PAWAN NAGAR	49.6	44.1	44.1	29.9	40.9	50.1	8	8	0	1	5	0	6	0	2	21.09
DANG	58167	2	MID WEST POINT ACADEMY P.L.T.I	62.6	60.1	66.9	29.6	44	57.8	14	14	0	13	1	0	14	0	0	44.2
DANG	58168	2	JYOTISMATI BIDHYAPITH LAMAHI	54.9	57.8	59.9	41.6	50.3	55.5	13	13	1	10	1	0	12	0	1	40.1
DANG	58169	1	SURYA BINAYAK MA.VI.NARTI,SO	26.2	39.7	25.6	17.4	31.6	36.6	25	25	0	0	6	1	7	0	18	-7.14
DANG	58170	1	BHANU MA.VI.PRASADUWA,SHREI	23.8	35.6	23.1	23.6	20.2	28.7	59	58	0	2	4	2	8	0	50	-14.7
DANG	58171	2	DANGISARAN VIDDHYAKUNJ,URH	49.1	50	63.6	41.7	47.4	52.7	21	21	0	15	6	0	21	0	0	41.79
DANG	58172	2	VALLEY STAR E.B.S.TULSIPUR,RAJ	49.4	47.9	31.6	29.6	44.1	35.5	11	11	0	3	3	0	6	0	5	11.25

**PERFORMANCE OF ALL SCHOOLS IN SLC EXAMINATION BY DISTRICTS**  
**2071 BS (2015 AD)**

DISTRICT	SCODE	ST	SCHOOL	AVERAGE MARKS IN COMP. SUBJECTS						STUDENT		PASS DIVISION					WLD	FLD	SEM
				ENG	NEP	MAT	SCI	SOC	HPE	TAP	TAPRD	DIS	FIR	SEC	TIR	PASS			
DANG	58173	2	SHISHU NIKETAN E.S. ASHWARA, T	49.2	45.2	45	48.3	48.5	54.7	6	6	0	3	2	0	5	0	1	30
DANG	58174	2	MARTYR MEMORIAL RESIDENTIAL	46.5	56.3	52.6	39.1	41.9	55.2	21	21	0	13	7	0	20	0	1	38.04
DANG	58175	2	MANAKAMANA ENGLISH SCHOOL	54.1	48.4	46.6	40.2	46.5	41.3	11	11	0	4	5	0	9	0	2	27.61
HUMLA	59001	1	MAHADEV MA VI DARMA	30	48.2	42.9	32.1	37.5	34.3	35	35	0	6	22	0	28	0	7	24.43
HUMLA	59002	1	MANSAROBAR MA VI SIMIKOT	43.4	51	28.3	26.3	31.2	39.1	53	52	0	14	8	0	22	0	30	4.33
HUMLA	59003	1	HIMJYOTI MA VI SARKEGAD	28.2	44.9	43.3	33.3	37.4	36.6	59	57	2	3	34	5	44	0	13	21.58
HUMLA	59004	1	SURYODAYA MA VI SHREENAGAR	22.2	40.3	33.7	24	31.9	30.8	77	74	0	1	32	12	45	0	29	10.28
HUMLA	59005	1	MALIKA MA VI LALI	15.2	48.5	15	18.8	22	33	30	30	0	0	7	0	7	0	23	-9.38
HUMLA	59006	1	KARNALI MA VI CHAUGANAPHAY	20.3	42.3	17.8	25.9	31.2	33.3	33	31	0	1	5	0	6	0	25	-11.3
HUMLA	59007	1	RALING MA VI BARAGAUN	38.7	53.6	32.2	31.4	43.2	42.1	23	23	0	3	13	0	16	0	7	18.1
HUMLA	59008	1	KOT MA VI RODIKOT	29	44.8	38.9	28.3	27.9	36.1	69	68	0	6	24	2	32	0	36	4.68
HUMLA	59009	1	SARASWATI MA VI JAIRA	30	43.9	36.2	30.4	25	37	31	29	0	3	11	0	14	0	15	5.82
HUMLA	59010	1	DHARMODAYA SECONDARY SCH	32.9	39.1	45.1	35.2	37.9	38.5	49	49	0	10	28	0	38	0	11	23.42
HUMLA	59011	1	BALMANDIR MA.VI. SIMIKOT	28.4	56.6	29.1	28.6	34.2	38.9	52	51	0	6	17	0	23	0	28	4.19
HUMLA	59012	1	MADANADEV MA.VI. PAADA MAD	24.3	45.3	36.3	30.5	26.7	35.6	23	23	0	2	4	3	9	0	14	-0.78
HUMLA	59013	1	SALLAGHARI MA VI, BARIGAUN, K	13.5	32.8	32.1	21.7	30.7	32.6	26	26	0	0	5	0	5	0	21	-11.7
HUMLA	59014	1	MANDHARA MA VI, KHARPUNATH	25.5	59.6	18.6	18.6	27.1	31.1	15	14	0	0	2	0	2	0	12	-14.5
HUMLA	59015	2	HIMALAYA SECONDARY SCHOOL,	30.5	41.9	36.7	29.4	29.6	39.1	37	37	0	3	13	2	18	0	19	5.25
HUMLA	59016	1	LALIGURASH MA VI LIPNE	23.6	35.6	15	17.4	32.3	26.9	41	40	0	1	2	0	3	0	37	-18
HUMLA	59017	1	MAHABAUDHA MA VI YALWANG	57.2	67.1	56.5	37.5	31.8	39.4	13	13	0	9	1	0	10	0	3	28.56
HUMLA	59018	1	KAILASH MA VI DANDAPHAYA	16	24.9	5.7	14.3	31.3	21.6	12	11	0	0	0	0	0	0	11	-22.5
HUMLA	59019	1	HUMLA MA VI RAYA	21.3	48.6	10.7	15.1	21.4	29.4	20	20	0	0	1	0	1	0	19	-19.7
HUMLA	59021	1	CHANDRAPRAKASH MA VI MAILA	37.6	48.4	46.5	21.7	33.6	38.7	14	14	0	1	8	0	9	0	5	14.46
MUGU	60001	1	MAHAKALI MA VI SRINAGAR	21.9	34.5	21.3	21.4	36.4	36.7	181	180	0	11	34	4	49	0	131	-6.72
MUGU	60002	1	LOK PRIYA MA VI GAMTHA	16.8	26.9	12.2	14.6	33.6	29.4	90	84	0	1	7	0	8	0	76	-17
MUGU	60003	1	JAGAT MALA MA VI DHAIN	40.8	35.9	34.8	25.6	35.6	36	28	27	0	2	14	3	19	0	8	16.83
MUGU	60004	1	BUDDHA MA BI MANGRI	20.6	37.8	18.1	20.7	34.8	33	62	60	0	1	8	3	12	0	48	-11.6
MUGU	60005	1	MAHADEV MASTHA MA VI LUI	21.8	39.3	27	27.2	34	41.9	42	41	0	3	11	1	15	0	26	-1.34
MUGU	60006	1	BHAWANI MA VI PURUMURU	12.5	36.4	20	15.3	21.5	31	46	45	0	0	4	0	4	0	41	-17.5
MUGU	60007	1	JANJYOTI MA VI NAYARPU	37.8	34	27.7	15.3	29.6	31.3	69	59	0	3	16	3	22	1	36	-1.07

**PERFORMANCE OF ALL SCHOOLS IN SLC EXAMINATION BY DISTRICTS**  
**2071 BS (2015 AD)**

DISTRICT	SCODE	ST	SCHOOL	AVERAGE MARKS IN COMP. SUBJECTS						STUDENT		PASS DIVISION					WLD	FLD	SEM
				ENG	NEP	MAT	SCI	SOC	HPE	TAP	TAPRD	DIS	FIR	SEC	TIR	PASS			
MUGU	60008	1	SARWODAYA MA VI SUKADHIK	20.5	39.1	21	22.6	29.9	35.1	37	37	0	1	9	0	10	0	27	-6.99
MUGU	60009	1	PANCHODAYA MA VI NAKHARJI	15.6	33.1	11.5	17.7	35.2	29.2	64	61	0	1	5	0	6	0	55	-16.8
MUGU	60010	1	KARNALI MA VI TOPLA	10.4	24.3	7.9	9.3	18.4	20.5	82	65	1	1	2	0	4	0	61	-18.5
MUGU	60011	1	PRAVAT MA VI ROBA	34.8	30.4	21.6	16.5	26.6	28.5	136	125	0	2	25	5	32	0	93	-8.31
MUGU	60012	1	KALIKA MA VI BUGA	16.8	31.9	14.8	18	21.1	33.4	73	70	1	4	3	0	8	0	62	-15.1
MUGU	60013	1	VIJAYA MA VI, KALAI	41.6	34.6	24	25.7	39.1	35.6	28	28	0	0	7	0	7	0	21	-8.44
MUGU	60014	1	MAHADEV MA VI, HYANGLU	16.2	35	16.1	18.5	22.3	33.9	19	18	0	0	0	0	0	0	18	-22.5
MUGU	60015	3	MAHAKALI UCHHA MA.VI. SHREEN	17.5	31.2	21.8	17.3	19.4	29.8	133	100	0	0	36	4	40	1	59	-0.17
MUGU	60016	1	NEPAL RASTRIYA MA VI DHAINKO	39.1	39.5	33.9	28	39.5	36.5	26	25	0	3	15	1	19	0	6	21.21
MUGU	60017	1	GURU MA VI BHEE	31.8	49.5	29.9	26.1	34.2	42.7	31	31	0	6	11	0	17	0	14	10.52
MUGU	60018	1	SARASWATI SECONDARY SCHOOL	12.8	29.6	12.8	16	26.9	26.3	25	22	0	1	1	0	2	0	20	-16.9
MUGU	60019	1	BAL SHIKHSA SECONDARY SCHOC	14.7	31.7	9.8	18.2	19.8	32.2	45	45	0	0	2	0	2	0	43	-20
MUGU	60020	2	RARA DYNAMIC SECONDARY SCH	35	46.8	24.8	25.9	41.7	45.8	9	9	0	2	1	0	3	0	6	-1.25
MUGU	60021	2	THAPA MEMORIAL ENGLISH MEDI	29.5	53	25	28.3	42.8	46.1	13	13	0	3	2	0	5	0	8	1.73
MUGU	60022	1	RA RA MA VI KACHHE	43.9	35.7	37.9	19.3	35.5	37.4	31	30	0	0	17	0	17	0	13	9.38
MUGU	60023	1	PRAKESH MA VI LUMA	16.5	36.9	14.2	14.5	31.9	30.3	46	45	0	0	6	0	6	0	39	-15
MUGU	60024	1	NEPAL RASTRIYA MA VI., MURMA	20.8	32	15.8	12.8	28.7	24.2	23	19	0	4	0	0	4	0	15	-8.29
DOLPA	61001	1	TRIPURA MA VI KAIGAUN	42.4	43.7	22.6	26.8	34.1	37.6	19	19	0	1	8	0	9	0	10	4.74
DOLPA	61002	1	SARASWATI MA VI DUNAI	36.8	39.5	29.6	23.9	38.4	40	94	90	1	18	18	0	37	0	53	3.17
DOLPA	61003	1	JANA PRABHA MA VI LIKU	29.1	40.2	23.7	26.3	37.6	35.5	114	109	0	15	34	0	49	0	60	4.33
DOLPA	61004	1	ADARSHA MA VI JUPHAL	36.8	42	29.7	27.1	37.2	37.9	53	52	1	11	12	0	24	0	28	6.35
DOLPA	61005	1	KALIKA MA VI LAHNU	32.4	42.2	23.6	25.5	35.9	34.3	39	38	0	5	12	1	18	0	20	5.37
DOLPA	61006	1	SARASWATI MA VI SUN DOLPA	37.3	44.5	30.4	25	37.4	45.1	15	15	0	3	4	0	7	0	8	6
DOLPA	61007	1	ANNAPURNA MA VI SARMI	18.4	31.2	11.9	16	23.9	27	41	38	0	0	4	1	5	0	33	-15.4
DOLPA	61008	2	BIDHYA MANDIR SECONDARY SCH	31.7	41.7	15.5	20.5	31.1	41.1	15	15	0	0	1	0	1	0	14	-18.8
DOLPA	61009	1	MALIKA MA VI, NARKU	22	36.4	13.8	19	28.7	29	28	26	0	0	1	1	2	0	24	-18.5
DOLPA	61010	1	TRIPURAKOT MA VI, TRIPURAKOT	47.2	48.8	41.9	31	38.1	47.5	32	32	0	8	20	0	28	0	4	29.53
DOLPA	61011	1	SHREE TAPRIZA SECONDARY SCH	54	71.2	58.4	48.6	56.3	50.7	13	13	0	13	0	0	13	0	0	45
DOLPA	61012	3	SARASWOTI UCHHA MA.VI. DUNA	19.1	34.7	18.8	19.1	34.5	34	38	31	0	0	7	1	8	0	23	-8.3
DOLPA	61013	1	SHREE BHAGAWATI SECONDARY S	27	34.4	16.4	18.8	30.1	31.4	25	24	0	0	3	0	3	0	21	-15.5

**PERFORMANCE OF ALL SCHOOLS IN SLC EXAMINATION BY DISTRICTS**  
**2071 BS (2015 AD)**

DISTRICT	SCODE	ST	SCHOOL	AVERAGE MARKS IN COMP. SUBJECTS						STUDENT		PASS DIVISION					WLD	FLD	SEM
				ENG	NEP	MAT	SCI	SOC	HPE	TAP	TAPRD	DIS	FIR	SEC	TIR	PASS			
DOLPA	61014	1	LAXMI MA VI, MAJHPAL	33	38.8	25.3	23.6	28.3	40.4	30	30	0	2	10	1	13	0	17	2.3
DOLPA	61015	1	SHREE MUKUTESHWAR MA VI, LA	19.4	33	13	17.5	24.9	30.6	20	18	0	0	1	0	1	0	17	-19.4
KALIKOT	62001	1	BADI MALIKA MA VI RASKOT SYU	19.5	37.5	38.4	27.3	36.6	35.9	91	85	2	9	29	6	46	0	39	9.06
KALIKOT	62002	1	PANCHADEV MA VI MANMA	27.7	32.9	21.3	19.7	25.9	34.3	78	76	0	3	12	1	16	0	60	-10.3
KALIKOT	62003	1	KALIKA MA VI GELA	25.6	42.4	42.9	28	41.2	40.5	75	71	4	2	45	4	55	0	15	22.64
KALIKOT	62004	1	MAHADEV MA VI PHOIKOT	22.1	33.9	33.3	19.6	32.9	37.6	69	67	0	7	21	0	28	0	33	4.2
KALIKOT	62005	1	SATYA DEVI MA VI JUBITHA	22.9	38.4	37.3	23.9	32.6	36.4	51	44	0	2	30	3	35	0	9	22.09
KALIKOT	62006	1	NANDA DEVI MA VI KOTBADA	28.2	37.9	12.6	20.2	23.8	38.4	74	74	0	0	3	0	3	0	71	-20.2
KALIKOT	62007	1	SARASWATI MA VI THIRPU	23.3	40.6	44	29.7	27.3	42.7	49	49	0	6	10	0	16	0	32	-2.3
KALIKOT	62008	1	MAHADEV MA VI RARAKATIYA	19.8	31.4	16	13.4	12.3	26.6	106	95	0	1	6	0	7	0	88	-18.2
KALIKOT	62009	1	SHIWALAYA MA VI CHILKHAYA	15	23.4	23.4	13.7	20.4	25.1	125	121	0	0	17	0	17	0	80	-10.1
KALIKOT	62010	1	SARASWATI MA VI NANIKOT	35.6	51.4	54.1	31.2	40.7	42.3	35	35	0	8	23	2	33	0	2	32.55
KALIKOT	62011	1	GYANODAYA MA VI RAMNAKOT	20.1	35.5	30.6	21.4	26.1	32.5	35	35	0	0	8	0	8	0	27	-9.64
KALIKOT	62012	1	PANCHDEWAL MA VI MEHALMUD	31.6	41.2	50.8	28.8	36	41.1	62	61	0	4	48	1	53	0	8	26.95
KALIKOT	62013	1	JANAJYOTI MA VI PANKHA	24.3	32.9	35.9	25.9	28.7	34.4	100	94	0	4	31	3	38	0	56	0.41
KALIKOT	62014	1	JANATA MA VI RUPSA NAWADEOS	29.1	40.3	54	29	28	33.6	68	68	0	0	34	1	35	0	33	6.31
KALIKOT	62015	1	JANAJYOTI MA VI BHARTA	26.2	36.1	14.3	18.2	25.9	37.5	113	111	0	1	13	0	14	0	97	-15.3
KALIKOT	62016	1	JANA PRABHAT MA VI SHREEKOT	25.5	34.3	11.3	16.4	21.8	31.8	106	100	0	0	3	1	4	0	94	-19.9
KALIKOT	62017	1	JANAJAGRITI MA VI DUNGRIDAND	22.6	39.9	34.1	25.6	34.7	38.9	95	95	0	6	33	11	50	0	45	6.69
KALIKOT	62018	1	CHULIMALIKA MA VI GHODENA	18.7	38.8	40.7	25.1	37.3	36	73	73	0	1	24	7	32	0	41	1.38
KALIKOT	62019	1	MA VI DILLIKOT	27.9	29.9	40.2	26.6	31.2	33.4	66	61	0	3	23	6	32	0	29	6.6
KALIKOT	62020	1	KARNALI MA VI KHIN	27	40.6	36.1	25.8	40.8	39.5	46	46	0	2	22	3	27	0	19	10.37
KALIKOT	62021	1	JANATA MA VI, KHARDU, RAMNA	25.7	42.3	38.5	28.9	26.1	44.8	26	26	0	0	11	0	11	0	15	1.3
KALIKOT	62022	1	SHANKAR MA VI SERIJULA	31.5	43.3	58.7	35	33.6	33.4	57	56	1	5	38	1	45	0	11	24
KALIKOT	62023	1	SARASWATI MA. VI., SIKU BADALK	23.3	40.7	38.7	26.5	35	38	51	51	0	1	23	4	28	0	23	7.84
KALIKOT	62024	1	SARASWATI MA. VI., RADUNETA	24.8	37.1	33	22.9	38	37.4	135	133	0	6	58	11	75	0	58	8.92
KALIKOT	62025	1	MOTIRAM MA. VI., SHIPKHANA-5	24.8	44	41.4	29	39.2	37.5	191	186	1	19	98	20	138	0	47	19.6
KALIKOT	62026	1	SHANTI MA. VI., RATIMATA MALKO	37.8	34	48.5	32.7	34.3	42.7	69	69	0	2	45	2	49	0	20	17.49
KALIKOT	62027	1	PANCHA KALIKA SECONDARY SCH	23.3	43.5	43.9	28.3	41.1	41.8	89	88	0	8	46	2	56	0	31	14.35
KALIKOT	62028	1	DANPHE MA VI MUMRAKOT	30.5	43.2	49.3	28.2	37.2	41.3	95	95	0	16	55	7	78	0	17	24.86

**PERFORMANCE OF ALL SCHOOLS IN SLC EXAMINATION BY DISTRICTS**  
**2071 BS (2015 AD)**

DISTRICT	SCODE	ST	SCHOOL	AVERAGE MARKS IN COMP. SUBJECTS						STUDENT		PASS DIVISION					WLD	FLD	SEM
				ENG	NEP	MAT	SCI	SOC	HPE	TAP	TAPRD	DIS	FIR	SEC	TIR	PASS			
KALIKOT	62029	2	BAL BIKAS BOARDING SCHOOL	59.2	55.9	56.8	48.8	55.2	55.4	12	12	1	10	0	0	11	0	1	40.62
KALIKOT	62030	1	PANCHAKALIKA MA VI, BAJHKOT	28.3	45.6	40.3	32.2	30.3	45.1	28	28	0	2	12	1	15	0	13	8.09
KALIKOT	62031	1	RAM MA VI, KALASILA	31.7	26.8	38.5	29.7	25.5	36.9	71	65	0	4	27	0	31	0	34	5.02
KALIKOT	62032	1	KALIKA MA VI, CHHAPRE	25.2	39.6	35.6	25.6	31.6	37.4	34	31	0	1	25	1	27	0	4	26.54
KALIKOT	62033	1	NANDADEV I MA.VI MALKOT SERA	33.4	26.5	38.8	27.4	27.6	35.5	44	43	0	1	15	0	16	0	26	-0.78
KALIKOT	62034	1	SHREE KALIKA MA.VI. RACHULI	27.8	35.8	33.8	24.4	34.3	35.6	16	16	0	0	8	4	12	0	3	18.66
KALIKOT	62035	3	PANCHADEV UCHHA MA.VI. MANN	23.6	37.3	20.9	14.1	17.8	30.6	47	41	0	0	2	0	2	0	39	-19.8
KALIKOT	62036	1	CHULIMALIKA MA VI BADALKOT	29.4	52.6	39.1	22	19.3	37	10	10	0	0	0	0	0	0	10	-22.5
KALIKOT	62037	1	BIDHYA JYOTI MA VI DEVPUR	28.1	33.3	56.1	27	27.2	31.6	30	29	1	2	10	1	14	0	15	6
KALIKOT	62038	1	JANA JIVAN MA VI MANMA	29.5	32.9	25.9	21.8	26.4	34.8	81	80	1	5	14	1	21	0	59	-6.83
KALIKOT	62039	1	KALIKA MA VI DANDAKHET	20.7	34.5	31.1	23.3	30.7	34.2	34	34	0	0	11	2	13	1	20	-0.9
KALIKOT	62040	1	PANGALI DEVI MA VI NANIKOT	21.6	37.8	31.8	24.2	34.9	34.9	32	32	0	0	8	4	12	0	20	-2.63
KALIKOT	62041	1	KALIKA MA VI SIMKOT	26.1	25.1	31	20.9	28.4	29.7	56	44	1	7	11	2	21	0	23	6.29
KALIKOT	62042	1	RAM MA VI RAMNI KOTBADA	29.5	30.8	33.4	23	30.5	34.3	51	49	0	1	18	4	23	0	26	3.34
KALIKOT	62043	1	CHANDRA SURYA MA VI SUKATYI	31.4	48.6	52.4	30.7	41.9	46.1	30	30	0	4	21	0	25	0	5	25.88
KALIKOT	62044	1	NAINELDEV MA VI OKHARVITTA	25.7	36.3	40.8	27.3	30.4	39.7	46	44	1	7	15	3	26	0	17	12.97
KALIKOT	62045	1	KALIKA MA VI KHALLA JUBITHA	16.3	31.2	31	15.8	28.3	32.3	36	36	0	0	5	1	6	0	28	-12.1
KALIKOT	62046	1	DUDESILLO MA VI BARSENKOT	24.2	41.9	42.4	28	24.1	45.8	33	33	0	2	8	0	10	0	23	-4.77
KALIKOT	62047	1	MALIKA MA VI NARAYANCHAU	23	36.2	37.9	25.9	27.5	37.5	35	35	0	0	11	5	16	0	19	1.82
KALIKOT	62048	1	BIDYADEVI MA VI MAYAKOT NAN	34.6	41.3	52.5	29.3	39	41	27	27	0	2	21	1	24	0	3	27.97
KALIKOT	62049	1	DEULI MA VI UKHADI KHINA	29.3	38.8	33.2	25.5	39.1	40.2	13	13	0	0	5	6	11	0	2	20.6
KALIKOT	62050	1	DURGA MA VI RATADA RANCHULI	16	24.2	23.8	15.1	17.8	26.4	30	21	0	0	6	2	8	0	13	-2
KALIKOT	62051	1	MASTO SARASWATI MA VI BUTTHI	31.4	45.7	58.8	30.5	30.3	37.2	23	22	0	8	6	0	14	0	8	17.39
KALIKOT	62052	1	KALASHILLS MA VI GORKHALIGA	21.8	38	42.6	30.9	36.2	36.6	81	78	0	5	43	1	49	1	26	14.3
KALIKOT	62053	1	VISHWAKUNA MI VI MAJHGOTHI	37.9	34.8	39.1	32.7	33.1	40.8	41	38	0	3	31	0	34	0	4	28.72
KALIKOT	62054	1	MANGALASAINI MA VI KHIRCHAU	30.7	37.7	54.4	30.7	32.2	34.7	44	44	1	2	25	2	30	0	14	16.52
JUMLA	63001	1	CHANDAN NATH MA VI KHALANG	33.1	37.8	32.4	19.3	31.8	34.2	59	56	0	1	27	0	28	0	28	5.83
JUMLA	63002	1	KANAKA SUNDARI MA VI LUDKU	37.4	42.1	44.5	27.8	42.9	42.4	91	91	1	25	41	1	68	0	23	22.8
JUMLA	63003	2	G. M. D. MODERN PUBLIC HIGH SC	60.3	52.1	76.4	45.4	54.1	48.3	11	11	0	11	0	0	11	0	0	45
JUMLA	63004	1	BHAIRAV MA VI NARAKOT SINJA	43.7	49.8	48.5	38.9	42.6	46.1	86	84	1	34	38	0	73	0	11	31.25

**PERFORMANCE OF ALL SCHOOLS IN SLC EXAMINATION BY DISTRICTS**  
**2071 BS (2015 AD)**

DISTRICT	SCODE	ST	SCHOOL	AVERAGE MARKS IN COMP. SUBJECTS						STUDENT		PASS DIVISION					WLD	FLD	SEM
				ENG	NEP	MAT	SCI	SOC	HPE	TAP	TAPRD	DIS	FIR	SEC	TIR	PASS			
JUMLA	63005	1	SARASWATI MA VI KUDARI	32.2	42.7	42	23.3	37.5	35.3	62	62	0	3	35	4	42	0	20	15.52
JUMLA	63006	1	RIN MOKSHYA MA VI DILLICHAUR	29.9	34.2	44.6	24.5	34.8	35.5	82	78	1	2	46	5	54	0	24	16.44
JUMLA	63007	1	DEURALI MA VI JUMLAKOT	31.5	41.6	36	22.9	38.5	35.7	46	46	0	0	30	3	33	0	13	17.22
JUMLA	63008	1	RATNA CHUNDESHWAR SAN MA V	31.2	40.1	26	19.6	27.7	25.3	29	29	0	1	9	0	10	0	19	-2.72
JUMLA	63009	1	HIMSHIKHAR MA VI TATAPANI	25.1	43.4	31.3	29.1	40.6	37.2	14	14	0	1	7	1	9	0	5	13.77
JUMLA	63010	1	DURGA MA VI LAMRA	23.1	38.7	29.3	16	29.8	26.2	26	25	0	1	6	1	8	0	17	-4.44
JUMLA	63011	1	KALIKA MA VI TALIKUDU KALIKA	34.2	35.1	30.8	28.1	36.6	34.9	91	86	0	8	41	4	53	1	32	13.02
JUMLA	63012	2	KANIKA NISHA BOARDING SCHOO	47.7	52.4	68.4	43.1	53.9	44.3	32	32	1	22	8	0	31	0	1	40.55
JUMLA	63013	1	TRIBHUVAN MA VI JHARJWALA	20.8	38.6	32.8	16.4	25.2	32.7	33	33	1	2	1	2	6	0	27	-11.4
JUMLA	63014	1	KARNALI MA VI ANAMNAGAR	51.8	43.4	39.8	28.1	40.1	40.4	23	23	0	5	12	0	17	0	6	21.52
JUMLA	63015	1	KAILASH MA VI PHUNGRA	34	47	40.1	30.9	46.2	42.9	128	126	0	23	81	2	106	0	20	26.72
JUMLA	63016	1	JANJYOTY SECONDARY SCHOOL B	21.8	28.8	19	5.5	23.2	14.9	11	11	0	0	0	0	0	0	11	-22.5
JUMLA	63017	1	MA. VI., HANKU	22.1	38	26.1	25	33.5	32.1	72	71	0	6	17	2	25	0	46	-2.02
JUMLA	63018	1	KOILCHARI MA. VI., LUMA OKHAR	32.8	46.6	35.5	33.5	44	40.4	27	27	0	1	25	0	26	0	1	32.08
JUMLA	63019	1	JANA JAGRITY MA. VI., TAMTI	37.6	42.8	35.9	24.6	45.4	38.5	26	26	0	1	18	0	19	1	6	19.9
JUMLA	63020	1	MALIKA SECONDARY SCHOOL, DH	39.3	46.1	50.4	30.9	44.6	37.4	90	88	4	26	38	1	69	0	19	26.01
JUMLA	63021	1	RAHADEV SECONDARY SCHOOL, N	44.6	49.7	52.3	36.5	40.9	40.1	54	53	0	21	25	1	47	0	6	31.66
JUMLA	63022	1	SITA MA VI RARALIHI	43.5	50.7	46.8	31.4	52.8	46.8	31	31	0	10	21	0	31	0	0	37.38
JUMLA	63023	1	PANDAB GUPHA MA VI KOTGHAR	33.2	45.4	24.5	30.1	38.9	35.1	34	32	0	3	13	0	16	0	16	6.68
JUMLA	63024	1	JANATA MA VI, MAHATGAUN	38.8	47.4	53.2	28.7	44	39.3	122	118	3	38	35	8	84	1	33	21.36
JUMLA	63025	1	BHAIRABH MA VI DHUPIDHUSKA	19.3	37.9	33.8	25.4	35.8	32.6	67	66	0	4	22	2	28	0	38	1.75
JUMLA	63026	1	BHANU MA VI PATHARKHOLA	41.9	53.9	28.4	29	46.1	41.8	27	27	0	7	5	0	12	0	15	5.42
JUMLA	63027	1	KALIKA MA VI, BADKI	33.7	43.1	26.1	26.2	47.4	40.6	57	55	0	10	22	1	33	0	22	13.12
JUMLA	63028	2	GMD MODERN PUBLIC HIGH SCHO	40.7	53.6	64.2	38.8	39.6	40.2	26	26	0	14	8	0	22	0	4	31.15
JUMLA	63030	1	NE. RA. MA. VI. MALIKABOTA	38.7	49.9	40.2	28.3	49.4	44	33	33	0	9	22	0	31	0	2	33.41
JUMLA	63031	3	CHANDAN NATH U. MA. VI. (OPEN	20.2	29.1	25.4	16.5	24.4	25.8	179	146	0	2	42	10	54	0	81	-0.51
JUMLA	63032	1	MAHADEV MA VI BUMRAMADICH	38.6	44.6	23.4	29	38	34.2	36	34	0	1	14	1	16	1	17	4.68
JUMLA	63033	1	JANA JAGRITI MA VI, GHODEPOKH	25.6	53.3	35.8	38.1	46.8	33.1	18	18	0	0	16	0	16	0	2	27.5
JUMLA	63034	1	KHADGA DEVI MA VI MANISANGU	29.3	38	52	31.7	33.8	29.9	20	19	0	0	14	1	15	0	4	21.39
JUMLA	63035	1	SARSWATI MAVI RINI	22.8	42.3	45.7	21.8	31.2	35.2	13	13	0	1	5	0	6	0	7	4.33

**PERFORMANCE OF ALL SCHOOLS IN SLC EXAMINATION BY DISTRICTS**  
**2071 BS (2015 AD)**

DISTRICT	SCODE	ST	SCHOOL	AVERAGE MARKS IN COMP. SUBJECTS						STUDENT		PASS DIVISION					WLD	FLD	SEM
				ENG	NEP	MAT	SCI	SOC	HPE	TAP	TAPRD	DIS	FIR	SEC	TIR	PASS			
JUMLA	63036	1	GANGA MAVI PERE	29.3	33.4	46.2	31.1	32.7	32.3	50	45	0	3	29	1	33	1	11	19.78
JUMLA	63037	1	KALIKA MA VI TAMTI	34.1	49.7	40.2	23.9	42.9	31.4	28	27	0	4	14	0	18	0	9	16.67
JUMLA	63038	1	SETIBADA MA VI KUDARI	33.2	42	42.5	31.7	42.3	33	23	23	0	0	20	0	20	0	3	26.41
JUMLA	63039	1	GOCHICHAUR BAHUDESHIYA MA	28.3	28.6	36.2	26.3	29.6	29.2	18	15	0	1	7	3	11	0	4	17.55
JAJARKOT	64001	1	TRIBHUWAN MA VI KHALANGA	40	43.1	41.6	31.4	46.8	41.5	124	124	0	24	56	9	89	0	35	19.34
JAJARKOT	64002	1	JANATA MA VI PAINK	20.7	33.6	28.1	18.6	33.6	31.6	96	95	0	1	20	8	29	0	66	-6.03
JAJARKOT	64003	1	JANA PRIYA MA VI DASHERA	16.6	26	27	20	24.2	29.2	71	64	0	2	16	5	23	0	41	-2.7
JAJARKOT	64004	1	BIRENDRA MA VI JUNGA THAPACH	17.3	29.2	32.8	24.5	42	30.1	76	71	0	4	24	5	33	0	38	3.59
JAJARKOT	64005	1	TRIBHUVAN MA VI DALLI	20.6	31.4	33.7	30.3	41.5	33.7	145	121	0	26	53	0	79	0	42	16.64
JAJARKOT	64006	1	BIRENDRA AISHWARYA MA VI LIM	22.1	29.1	27.6	18	27.2	35.2	99	88	1	4	23	3	31	0	57	-2.21
JAJARKOT	64007	1	BIRENDRA HIMALAYA MA VI TALI	19.3	41.9	24.8	20.2	31.1	36.9	74	67	1	2	21	3	27	0	40	0.46
JAJARKOT	64008	1	BHANU BHAKTA MA VI LANHA	16.7	43.9	22.5	20.6	35.7	36.8	73	72	0	0	14	1	15	0	57	-10.9
JAJARKOT	64009	1	SHIVAPURI MA VI GARKHAKOT	38.1	37.4	38.9	42.9	47.3	36.1	72	68	0	9	44	2	55	1	12	24.53
JAJARKOT	64010	1	NARAYANI MA VI KARKIGAUN	16.1	29.9	23.5	20.8	34.2	33.3	139	125	0	0	28	12	40	0	85	-5.44
JAJARKOT	64011	1	ADARSHA MA VI LUHADAH MAJKO	28.1	39.8	34.5	24.3	56.7	46.5	24	23	0	3	14	0	17	0	6	20.54
JAJARKOT	64012	1	LAXMI PRAPTI MA VI KHURPA	23.2	30.1	27.9	20.7	41.1	34.9	52	48	0	0	24	2	26	0	22	7.56
JAJARKOT	64013	1	MANNE DHUNGA MA VI TALEGAU	18.3	37.6	25.1	26.7	37.9	33.5	112	110	0	6	29	2	37	0	73	-3.14
JAJARKOT	64014	1	SARASWATI MA VI PUNMA	17.8	28.7	26	19.8	37.3	29.5	112	103	0	0	20	8	28	0	75	-7.97
JAJARKOT	64015	1	BAL MA VI JHAPRA	22.4	34	25.5	23.4	34.6	30.6	112	100	0	2	46	7	55	0	45	7.98
JAJARKOT	64016	1	VIJAYA MA VI CHHIPRENA KAFAL	19.2	33.9	27.5	24.2	40	34	111	108	0	6	24	12	42	0	66	-1.08
JAJARKOT	64017	1	SHANKAR BHAWAN MA VI BAHUN	21.4	34.1	18.5	20	38.6	32.3	50	46	0	1	9	0	10	0	36	-10
JAJARKOT	64018	1	SARASWATI MA VI RAKHMAKOT S	25.2	35.5	31	28.8	39.6	36	99	94	0	2	61	4	67	0	27	17.42
JAJARKOT	64019	1	SHIV SHANKER MA VI JAGATIPUR	16.3	27.2	22.2	18.9	30.9	26.4	131	111	0	4	26	12	42	0	69	-1.86
JAJARKOT	64020	1	INDRA JYOTI MA VI SALMA	21.1	29.8	20.7	25	40.2	33.5	103	95	0	2	24	0	26	0	69	-6.87
JAJARKOT	64021	1	DEEPENDRA MA VI BHUR	14	30.4	19.8	21.5	39.9	31.1	54	49	0	0	7	0	7	0	42	-14.5
JAJARKOT	64022	1	JANA VIKASH MA VI SUWANAULI	18.4	30.6	28.5	22.1	27.7	25.3	80	70	0	1	26	8	35	0	35	4.67
JAJARKOT	64023	1	INDRA JYOTI MA VI THALARAIFAR	22.4	35.6	27.1	20.2	35.5	31	92	82	0	2	38	3	43	0	39	6.91
JAJARKOT	64024	1	BAGESHWARI MA VI PAJARU	11.9	29.4	27.8	16.7	31.5	25.3	76	66	0	0	8	2	10	0	56	-14.3
JAJARKOT	64025	1	MAHENDRA SECONDARY SCHOOL	12.8	23.4	23.3	15.5	32.5	26.9	51	45	0	1	7	2	10	0	35	-10.2
JAJARKOT	64026	1	BHAIRAB SECONDARY SCHOOL, M	28.7	41.5	28.7	24	40.8	35.2	115	103	0	10	54	6	70	0	33	16.25

**PERFORMANCE OF ALL SCHOOLS IN SLC EXAMINATION BY DISTRICTS**  
**2071 BS (2015 AD)**

DISTRICT	SCODE	ST	SCHOOL	AVERAGE MARKS IN COMP. SUBJECTS						STUDENT		PASS DIVISION					WLD	FLD	SEM
				ENG	NEP	MAT	SCI	SOC	HPE	TAP	TAPRD	DIS	FIR	SEC	TIR	PASS			
JAJARKOT	64027	1	PANCHALA SECONDARY SCHOOL,	30.1	32.6	20.9	22.4	33.8	37.5	56	49	0	0	16	2	18	0	31	-2.23
JAJARKOT	64028	1	BHAGAWATI MA. VI., ARCHHANI-4	16.8	31	30.8	16.4	32.7	30	44	41	0	0	9	1	10	0	31	-9.02
JAJARKOT	64029	1	SARASWATI MA. VI., NAYAKBADA	15.1	27.4	35.3	28.8	39.2	37.4	82	79	0	3	13	4	20	0	59	-8.33
JAJARKOT	64030	1	SHREE SITA SECONDARY SCHOOL	13.7	38.4	12.8	15.9	29.2	32.8	87	84	0	0	7	1	8	0	76	-17.3
JAJARKOT	64031	1	DIPENDRA MA.VI., SAKALA	24.1	48.6	35.2	21.6	36.8	40.2	38	38	0	0	21	4	25	0	13	13.48
JAJARKOT	64032	1	CHANDRADIPAK MA.VI., NAHADA	22.7	33.3	26.9	31.3	42.3	36.3	56	53	0	9	17	0	26	0	27	7
JAJARKOT	64033	1	SHREE MA.VI., SIRPACHAUR	35.8	33.8	36.5	36.6	40.3	32.1	41	36	0	5	20	6	31	0	5	25.88
JAJARKOT	64034	1	NEPAL RASTRIYA MA.VI., RINTAKU	26.1	35.3	18.4	21.8	35.6	39	79	76	0	0	14	0	14	0	62	-12.1
JAJARKOT	64035	1	THARPU MA VI., DHIME	17.9	35.1	22.7	26.9	35.6	29.8	57	55	0	0	5	10	15	0	40	-8.93
JAJARKOT	64036	1	DIPENDRA MA.VI. DHIME	25.1	28	26.2	21.6	41.6	34.8	57	55	0	5	12	2	19	0	36	-2.4
JAJARKOT	64037	1	KALIKA MA.VI. SERAKHAHARE, P	19.1	36.2	21.6	25	31.5	40.6	64	61	0	0	20	1	21	0	40	-3.3
JAJARKOT	64038	1	SURYODAYA MA.VI. DANDAGAUN	22.6	47.7	29.1	23.5	36.3	38.8	44	42	0	1	20	1	22	0	20	7
JAJARKOT	64039	1	RAMODAYA MA.VI. JEWLA, DASHER	28.5	40.6	37	24.2	50.5	35.2	104	99	0	13	65	2	80	0	19	24.23
JAJARKOT	64040	1	PANCHA BHAYAR MA.VI. JIKUWA,	18.9	28.3	15.3	15.8	22.5	31.9	20	20	0	0	4	0	4	0	16	-11.3
JAJARKOT	64041	1	SHIVA BYABASAYEK MA.VI. KHAL	17.9	29.6	16.2	20.2	35.4	28.6	82	75	0	1	10	3	14	0	61	-12.2
JAJARKOT	64042	1	JANTA MA.VI. SAMAILA, DHIME	6.4	29.2	18.1	22.4	33.3	24.9	37	34	0	0	0	0	0	0	34	-22.5
JAJARKOT	64043	1	NE.RA.MA.VI. SYAPI, SIMA	22.1	35.7	30.7	23.7	31.2	29.2	49	36	0	3	28	0	31	0	5	26.87
JAJARKOT	64044	1	JUNI CHILDCARE MA.VI. SIRKEJEU	31.2	45.4	29.3	30.1	40.9	39.4	51	47	0	3	31	0	34	0	13	18.91
JAJARKOT	64045	1	BHANUBHAKTA HIMALAYA MA.VI	31.6	46.5	36.6	23.7	47.6	38	49	42	0	8	30	0	38	2	2	31.61
JAJARKOT	64046	3	TRIBHUWAN U.MA.VI. KHALANGA	8.8	20.6	9.8	13.3	25.3	24.3	12	8	0	0	0	0	0	0	8	-22.5
JAJARKOT	64047	2	DIPENDRA MA VI ROKAYAGAUN	17.6	30.1	34.3	26.2	42	40.8	26	24	0	0	13	0	13	0	11	7.97
JAJARKOT	64048	1	KHADGADEVI MA VI THALARAIKA	19.1	29.1	29.4	23.3	34.6	36.3	40	34	0	2	17	0	19	0	15	9.6
JAJARKOT	64049	1	JANA KALYAN MA VI KARKIGAUN	34.2	42	38.6	27.3	44.4	36.7	45	44	0	4	26	5	35	0	9	22.16
JAJARKOT	64050	1	BHERI TRIBENI MA VI KHALANGA	30.5	42.9	43.5	29.3	38.1	39.3	27	24	0	2	17	3	22	0	2	28.78
JAJARKOT	64051	1	MAL TAKURA MA VI ARCHHANI	18.3	34.1	36.7	19.5	34.7	33.7	43	40	0	0	18	3	21	0	19	6.3
JAJARKOT	64052	1	SARASWATI MA VI THALARAIAKAR	20.4	34.5	26	20.6	30.5	29	65	51	0	0	35	3	38	0	13	18.84
JAJARKOT	64053	1	TAPOBHUMI MA VI DHYARGAUN	25.5	33.1	32	26.6	29.9	34.1	19	18	0	0	5	10	15	0	3	18.96
JAJARKOT	64054	1	NEPAL RASTRIYA MA VI BHAGAW	25.2	31.3	38.8	24.7	27.5	31.7	36	29	2	5	9	0	16	0	13	12.28
JAJARKOT	64055	1	KALIKA ADARSHA MA VI RAMIDAI	29.3	47.8	37.7	40.2	60.3	46.5	41	41	0	12	21	1	34	0	7	27.2
JAJARKOT	64056	1	SARASWATI MA VI RIJAPAHADA	30.5	38.4	30.4	25.2	46.4	44.4	49	46	0	4	30	2	36	0	10	22.08



**PERFORMANCE OF ALL SCHOOLS IN SLC EXAMINATION BY DISTRICTS**  
**2071 BS (2015 AD)**

DISTRICT	SCODE	ST	SCHOOL	AVERAGE MARKS IN COMP. SUBJECTS						STUDENT		PASS DIVISION					WLD	FLD	SEM
				ENG	NEP	MAT	SCI	SOC	HPE	TAP	TAPRD	DIS	FIR	SEC	TIR	PASS			
JAJARKOT	64057	1	JANAKI MA VI MAIDE	24.1	36.1	26.9	25.2	26	33.4	30	28	0	2	8	3	13	0	15	3.38
JAJARKOT	64058	1	LAXMI MA VI ANDARKOT	23.4	34.8	36	31.4	48.1	35.2	59	52	0	5	34	1	40	0	12	21.66
JAJARKOT	64059	1	NARAYANCHOUR MA VI, MAJKOT	24.6	37.3	34.3	26.1	53.7	45.5	35	32	0	3	24	0	27	0	5	26.02
JAJARKOT	64061	1	SARASWATI SECONDARY SCHOOL	26.1	34.2	32.3	26.1	38.3	39.1	20	18	0	1	12	0	13	0	5	18.75
JAJARKOT	64062	1	RAM SECONDARY SCHOOL KHALT	17.5	33.8	30	26.9	30.5	30.7	48	47	0	0	17	4	21	0	26	1.8
JAJARKOT	64063	1	LAXMI SECONDARY SCHOOL,BHEI	8.8	16.9	13.2	12.7	24.3	21.9	38	37	0	0	0	0	0	0	37	-22.5
JAJARKOT	64064	1	BHAGYODAYA SECONDARY SCHO	16.5	34.6	24.3	17.8	23.2	27.8	37	35	0	1	4	0	5	0	30	-14.1
DAILEKH	65001	1	TRIBHUVAN MA VI DAILEKHBAZA	18.7	41.2	31.5	23.6	21.5	30.3	124	124	0	0	21	0	21	0	102	-12.8
DAILEKH	65002	1	VIJAYA MA VI DULLU	10.5	31.2	12.4	11.4	35.5	21.7	146	146	0	0	7	0	7	0	139	-19.8
DAILEKH	65003	1	BHAIRAB MA VI NOUMULE	19.9	46.8	24.2	28.3	33	39.3	93	92	0	5	17	0	22	0	70	-8.44
DAILEKH	65004	1	KALIKA U MA VI TILEPATA	14.1	34.8	14.5	17.3	11.7	22.1	86	83	0	1	2	1	4	0	79	-19.8
DAILEKH	65005	1	SITA JANASAHAYOG MA VI AWALI	17.7	48.9	30.9	19.6	23.5	34.5	41	40	0	0	9	0	9	0	31	-9.84
DAILEKH	65006	1	CHAMUNDA MA VI HADAKOT	22.2	37.5	22.2	26.2	24	33.6	69	68	0	2	14	1	17	0	51	-8.25
DAILEKH	65007	1	HIMALAYA MA VI DADIMADI	18.9	41.3	18.6	25.4	34.7	43.5	88	88	0	2	18	0	20	0	68	-9.46
DAILEKH	65008	1	JANA KALYAN MA VI SHERMAKOT	28.9	54.2	27.8	29.9	43.5	41.7	50	49	1	5	19	0	25	0	24	7.88
DAILEKH	65009	1	JWALA MA VI BESTADA	33.3	52.4	54.9	35.8	48.8	52.8	43	43	0	22	16	0	38	0	5	32.97
DAILEKH	65010	1	JAYA JANATA U MA VI JOREBHAN	15.9	44.8	18.6	14.2	31.9	24	18	18	0	1	4	0	5	0	13	-6.25
DAILEKH	65011	1	ARANIKO MA VI MALU CHAURATI	21.8	35.6	17.4	10.5	35.6	30.2	79	79	0	0	5	0	5	0	50	-12.1
DAILEKH	65012	1	DEVI U MA VI BINAYAK	31.4	51.5	21.6	31.9	49.2	46.2	88	88	0	13	16	0	29	0	59	-2.3
DAILEKH	65013	1	TRIVENI SANGAM MA VI CHUPRA	33.4	44.4	38.6	25.3	42.3	37.9	51	51	0	4	27	5	36	0	15	17.13
DAILEKH	65014	1	SARASWOTI MA VI KHADAKWADA	18.6	46.8	23.2	15	21.7	32.2	53	53	0	2	6	0	8	0	45	-13.6
DAILEKH	65015	1	ADARSHA MA VI, GUMNEKHALI KI	18.8	34.3	23.3	18.7	25.8	32.8	86	81	0	1	11	4	16	0	65	-11.7
DAILEKH	65016	1	JAYDEV MA VI JAMBUKANDH	16.4	26.2	20	20.4	25.5	30.4	86	84	0	0	9	2	11	0	73	-15.4
DAILEKH	65017	1	PANCHA DEWAL MA VI RAWATKO	21.1	38.6	13.9	18.4	30.8	33.9	73	73	0	6	4	1	11	0	62	-13.2
DAILEKH	65018	1	JAYANTI MA VI KHARIGAIRA	27	45.5	22.5	19.9	26.2	39.5	75	74	0	2	13	0	15	0	59	-10.8
DAILEKH	65019	1	RAINA DEVI MA VI TATAMAKHU	19.1	47.8	40.2	30.8	27.8	33.2	46	46	0	2	14	1	17	0	29	-1.43
DAILEKH	65020	1	PANCHA KOSI JWALA MA VI GAMA	36	52.2	29.9	28.6	57	54.6	28	28	0	7	11	0	18	0	10	16.47
DAILEKH	65021	1	BHAGAWATI MA VI KANSHIKANDH	9.1	24.2	6	14.8	20.6	29.5	57	57	0	0	1	0	1	0	56	-21.5
DAILEKH	65022	1	BHAWANI MA VI BANHAKOT	24.9	43.7	32.9	20.5	31.7	37.4	72	72	0	4	28	0	32	0	40	3.12
DAILEKH	65023	1	SHREE KRISHNA MA VI LAKANDRA	20.4	36.6	20.3	19.9	29.3	33.2	117	117	0	2	17	0	19	0	98	-13.2

**PERFORMANCE OF ALL SCHOOLS IN SLC EXAMINATION BY DISTRICTS**  
**2071 BS (2015 AD)**

DISTRICT	SCODE	ST	SCHOOL	AVERAGE MARKS IN COMP. SUBJECTS						STUDENT		PASS DIVISION						WLD	FLD	SEM
				ENG	NEP	MAT	SCI	SOC	HPE	TAP	TAPRD	DIS	FIR	SEC	TIR	PASS				
DAILEKH	65024	1	PARVATI MA VI GOGANPANI	11.8	44.2	17.3	16.4	33.6	28.3	61	61	0	0	4	0	4	0	56	-18.4	
DAILEKH	65025	1	MAHENDRA MA VI SOTA	20.1	32.7	20.3	20	27.5	35.6	61	60	0	1	7	1	9	0	51	-14	
DAILEKH	65026	1	JAGADISH MA VI AIRADI	17.4	41.1	14.2	25.3	41.7	37	56	56	0	1	5	0	6	0	50	-16.3	
DAILEKH	65027	1	BHAIRAB MA VI KHORA	24.5	47.6	15.3	30.6	37.4	36.6	29	29	0	2	2	0	4	0	25	-14	
DAILEKH	65028	1	MALIKA MA VI BANSI	16.2	34.2	18.9	17	20.8	31.1	77	71	0	0	10	1	11	0	60	-13.9	
DAILEKH	65029	1	BASHANT MA VI KIMUGAUN	25.9	40	19.7	24.1	31.4	38.9	59	59	0	3	9	1	13	0	46	-9.7	
DAILEKH	65030	1	LAXMI MA VI RATIKHOLA	23.6	43.4	19.8	24.4	33.2	36.7	50	49	0	1	12	1	14	0	35	-6.4	
DAILEKH	65031	1	SARASWATI MA VI SINGAUDI	17	33.9	27.9	20.7	31.4	32.8	35	34	0	2	6	0	8	0	26	-8.6	
DAILEKH	65032	1	DHULESHWOR SANSKRIT MA VI CH	15.5	42.9	16.3	16	35.1	25.1	49	48	0	1	8	0	9	0	39	-11.7	
DAILEKH	65033	1	JANA JYOTI MA VI RAKAM KARNA	23.2	36.2	30.4	21.1	35.7	28.6	90	90	0	2	33	1	36	0	54	0.14	
DAILEKH	65035	1	SHANTI MA VI LALIKANDA	30.1	54.7	25.6	23.1	42	40.5	20	20	0	2	5	0	7	0	13	-1.69	
DAILEKH	65036	2	PHOOLBARI VIDHYAMANDIR DAIL	55.4	57.2	66	34.1	49	57.6	17	17	0	17	0	0	17	0	0	45	
DAILEKH	65037	2	SUNRISE ENGLISH SCHOOL EKANT	55.7	48.6	56.7	33.5	39.6	56.8	33	33	1	18	11	0	30	0	3	35.57	
DAILEKH	65038	1	SARASWATI MA VI TARTANG	21.5	35	26.3	22.2	28.1	35.4	31	31	0	0	7	1	8	0	23	-8.3	
DAILEKH	65039	1	LAXMI MA VI SATTALA	24.3	41.6	32.4	24.7	36.2	37.2	58	58	0	9	19	0	28	0	30	6.4	
DAILEKH	65040	1	PIPAL CHAUTARA MA VI DANDAPA	21.2	57.1	25	27	40.1	36.4	44	44	0	5	8	0	13	0	28	-3.07	
DAILEKH	65041	1	MALIKA MA VI MAKUTKA	16.4	37.9	12.7	17	27.7	22.8	39	39	0	0	3	1	4	0	35	-17	
DAILEKH	65042	2	BHANU MA VI TORAYAN	24.5	52.6	19.6	27.8	40.1	40.9	54	54	1	6	10	0	17	0	37	-3.06	
DAILEKH	65043	1	KALIKA MA VI SINGHASAIN	14.5	42.7	17.9	20.1	14.5	26	84	83	0	0	6	0	6	0	77	-18.4	
DAILEKH	65044	1	GAIDABAJ MA. VI., RANIBAN-6	25.3	49	26.8	22.5	28.2	40.7	57	57	0	2	19	0	21	0	36	-1.38	
DAILEKH	65045	1	MALIKA MA. VI., TOLJIAISI	16.8	32.2	32.3	19.8	28.9	32.8	56	56	1	0	4	1	6	0	50	-16.2	
DAILEKH	65046	1	DEP SECONDARY SCHOOL, TILICH	23.9	52.7	17.6	24.5	25.2	31.6	29	29	0	1	5	0	6	0	23	-10.5	
DAILEKH	65047	1	KALIKA SECONDARY SCHOOL, DA	18.1	42.2	31.6	27.1	36.6	38.8	18	18	0	2	6	0	8	0	10	3.75	
DAILEKH	65048	1	GANESH MA. VI., ROL SINGASAIN	19.7	47.5	18.4	25.1	19.9	28.1	34	34	0	1	5	0	6	0	28	-12.2	
DAILEKH	65049	1	KALIKA SECONDARY SCHOOL, NE	7	21.9	6.7	9.2	29.9	15.3	20	20	0	0	0	0	0	0	20	-22.5	
DAILEKH	65050	1	BHAIRAB MA. VI., DAUSUR	15.1	22.7	17	18.4	26.8	29.5	73	66	0	0	7	0	7	0	59	-16.5	
DAILEKH	65051	1	MAHADEV MA. VI., METALPATA M	15.7	30.3	8.4	13.6	27.6	26.5	29	29	0	0	0	0	0	0	29	-22.5	
DAILEKH	65052	1	SARASWATI MA VI, PAGANATH	26.8	37.4	18.6	21.2	35.9	32.8	22	22	0	0	5	0	5	0	17	-9.72	
DAILEKH	65053	1	SARASWATI MA VI, KRISHNAKOT	21.5	29.6	10.7	8.1	19.3	25.8	98	97	0	0	5	0	5	0	92	-19.6	
DAILEKH	65054	1	NE RA MA VI, HANETA	11.1	38.4	12.1	17.3	26.6	25.3	43	38	0	0	1	0	1	0	37	-21	

**PERFORMANCE OF ALL SCHOOLS IN SLC EXAMINATION BY DISTRICTS**  
**2071 BS (2015 AD)**

DISTRICT	SCODE	ST	SCHOOL	AVERAGE MARKS IN COMP. SUBJECTS						STUDENT		PASS DIVISION					WLD	FLD	SEM
				ENG	NEP	MAT	SCI	SOC	HPE	TAP	TAPRD	DIS	FIR	SEC	TIR	PASS			
DAILEKH	65055	1	NE RA MA VI, KALIMATI	16.5	32.4	12.2	15.8	24.6	30.2	58	58	0	0	4	0	4	0	54	-18.6
DAILEKH	65056	1	BHANESHWAR MA VI, NAULEKATI	23.9	31.2	13.4	8.8	18	25.1	54	51	0	0	2	0	2	0	49	-20.3
DAILEKH	65057	1	MAHENDRA JAYA DEVI MA VI, CHHAPRA	35.5	45.1	24.1	23	32.6	49.2	39	39	0	0	10	0	10	0	29	-8.08
DAILEKH	65058	1	REDCROSS MA VI, BHURTI	14.6	33.9	16.3	26.1	27.4	37.9	37	37	0	1	5	0	6	0	31	-13.1
DAILEKH	65059	1	MAHADEV MA VI, PANIPOKHARA	18.3	36.2	12.3	18.5	30	31.2	45	45	0	0	2	0	2	0	43	-20
DAILEKH	65060	1	ANANDA MA VI, CHAMUNDA	18.7	36	18.1	17.3	24.4	29.9	60	57	0	0	5	0	5	0	52	-17.6
DAILEKH	65061	1	BHAIRABH MA VI, RANIBAN	9.4	23.4	6.5	10.7	33.6	22.2	96	87	0	0	2	0	2	0	85	-21.2
DAILEKH	65062	1	DHARMA DEV MA VI, CHAMUNDA	9.3	20.1	5	11.6	18.7	25.8	50	48	0	0	0	0	0	0	48	-22.5
DAILEKH	65063	1	SHREE JANTA MA.VI. KOTTHAPLA	23.5	39	28.2	24.7	25.5	39.6	31	31	0	2	7	1	10	0	21	-3.94
DAILEKH	65064	1	SARASWOTI MA.VI. WAIRI, DAILEKH	16.7	48.2	24	24.1	36.5	31.7	35	35	0	0	5	2	7	0	28	-11.8
DAILEKH	65065	1	SHIVASHAKTI MA.VI. SALLERI, DAILEKH	21.3	36.4	19.8	12.3	36	32	33	32	0	0	3	0	3	0	26	-15.1
DAILEKH	65066	1	TULSI MA.VI. BALUWATAR, NAUPH	18.8	32.7	14.1	11.9	37.3	31.8	30	30	0	0	1	0	1	0	27	-19.1
DAILEKH	65067	1	NEPAL RASTRIYA MA.VI MALIKA,	24.8	38.9	26.7	21.5	29.3	45.3	58	58	0	2	18	2	22	0	36	-1.11
DAILEKH	65068	1	JANTA MA.VI. RUM-5, DAILEKH	19.1	37.4	29.9	21.5	33.7	41.2	25	25	0	0	7	2	9	0	16	-3.03
DAILEKH	65069	1	KALIKA MA.VI. GARCHA, DAILEKH	15.9	33.3	17.5	18.2	27.6	24.3	44	42	0	0	2	1	3	0	39	-18.7
DAILEKH	65070	1	SURYODAYA MA.VI. GAURI-5 LAM	41.8	45.5	44	29.9	45.5	50.2	42	42	0	16	20	0	36	0	6	30
DAILEKH	65071	1	SHREE HIMALAYA MA.VI. GWATI	11.8	30.5	13.8	19.7	22.6	31.7	30	30	0	0	2	1	3	0	27	-17.2
DAILEKH	65072	1	NEPAL RASTRIYA MA.VI. BAGAU	18.3	38.2	17.4	16.4	29.7	26.2	33	33	0	0	5	0	5	0	28	-14
DAILEKH	65073	1	PASHUPATI MA.VI. SHIHASAINA-1,	21.7	38.9	24.6	20.3	36.2	30.2	52	51	0	0	10	3	13	0	38	-8.74
DAILEKH	65074	1	BHAGAWATI MA.VI. THUWA, KATI	26.1	41.4	18.7	21.6	36.8	35.4	38	38	0	0	9	0	9	0	29	-9.18
DAILEKH	65075	3	SARASWATI MA.VI. KHULA TARTA	7.7	22.8	4.2	12.5	19.6	32.4	31	27	0	0	0	0	0	0	27	-22.5
DAILEKH	65076	1	GAURI MA VI BALEKANDA	17.3	34.1	10.2	18.8	30.2	31.8	47	47	0	2	2	0	4	0	43	-17.2
DAILEKH	65077	1	KALIKA MA VI TAKURI	11.6	33	13.3	13.7	15.4	25.8	34	33	0	0	2	0	2	0	31	-19.1
DAILEKH	65078	1	NE RA MA VI NIMAYAL	20.1	34.3	26.1	18.3	33.8	26.8	29	28	0	0	5	2	7	0	21	-9.13
DAILEKH	65079	1	NE RA MA VI KIRTIKHAMBA	28	37.8	20.4	12.7	24.3	32	42	42	0	0	7	1	8	0	34	-12
DAILEKH	65080	1	JANATA MA VI MASTAMANDU	10.5	27.4	22.1	16.8	25.1	31.5	58	57	0	0	3	1	4	0	53	-18.7
DAILEKH	65081	1	BINDRASAINI MA VI GAIRAGAUN	17.3	29.7	13.4	20.9	22.6	28	50	50	0	0	4	1	5	0	45	-17.1
DAILEKH	65082	1	PREMDEVI MA VI DHAMIGAUN	8.3	26.2	6.5	10.9	20.3	19.7	35	33	0	0	2	0	2	0	31	-19.1
DAILEKH	65083	1	KALIKA MA VI BANGETIMURE	13.1	26.1	14.4	11.1	33.8	28.4	28	28	0	0	1	0	1	0	24	-18.1
DAILEKH	65084	1	NE RA MA VI BHANGHARI	16.5	35.8	15.4	14.8	39.1	30.8	28	28	0	0	4	0	4	0	17	-8.84

**PERFORMANCE OF ALL SCHOOLS IN SLC EXAMINATION BY DISTRICTS**  
**2071 BS (2015 AD)**

DISTRICT	SCODE	ST	SCHOOL	AVERAGE MARKS IN COMP. SUBJECTS						STUDENT		PASS DIVISION					WLD	FLD	SEM
				ENG	NEP	MAT	SCI	SOC	HPE	TAP	TAPRD	DIS	FIR	SEC	TIR	PASS			
DAILEKH	65085	1	MALIKA MA VI PANCHALA	20	35.5	31.1	19.6	28.3	33.6	44	44	0	2	7	1	10	0	34	-9.43
DAILEKH	65086	1	BHAGAWATI MA VI TURSU	21.4	37.9	20.6	20.5	31.2	30.7	23	23	0	0	5	2	7	0	16	-6.23
DAILEKH	65087	1	JANATA MA VI LAINCHAUR	5.8	21.3	4.4	11.5	18.2	15.5	30	29	0	0	0	0	0	0	29	-22.5
DAILEKH	65088	1	SHANTI MA VI SHERI	28.1	45.7	18.6	25.5	30.6	35.5	45	45	0	1	11	0	12	0	33	-7.25
DAILEKH	65089	1	DURGA DEVI MA VI PULIYA BARA	22.2	40.5	14.6	24.4	28	33.6	34	34	0	1	7	0	8	0	26	-8.93
DAILEKH	65090	1	JANATA MA VI BASTEKOT JAMBU	15	22.8	21.9	21.7	27.6	31.4	58	56	0	0	6	0	6	0	50	-16.5
DAILEKH	65091	1	BIRENDRA MA VI TARKU TILEPAT	21	32.6	20.6	20.9	36.3	26.9	36	36	0	0	8	3	11	0	25	-6.12
SURKHET	66001	1	ANAND MA VI GUMI	23.3	34.9	14.1	10.9	26	31	102	101	0	1	6	1	8	0	93	-18
SURKHET	66002	1	JANA MA VI BIRENDRANAGAR	41.1	45.2	43.7	26.9	37.9	45.1	162	162	4	41	33	0	78	0	84	8.08
SURKHET	66003	1	JANATA MA VI VIDYAPUR	24.2	41.9	20.2	26.3	29	34.1	83	81	0	4	8	2	14	0	67	-12.5
SURKHET	66004	1	BHANU MA VI BAJEDICHAUR	23	33.4	9.4	17.9	20.2	26.3	30	30	0	0	1	0	1	0	29	-20.6
SURKHET	66005	1	JIVANJYOTI MA VI DASHARATHPU	27.2	47.9	32.9	23	29.6	37.1	93	93	0	15	18	1	34	0	59	-0.23
SURKHET	66006	1	AMAR JYOTI MA VI NEWARE BIRE	31	50.1	36	29.1	26	42.4	193	193	2	34	40	0	76	0	117	1.9
SURKHET	66007	1	SURYAJYOTI MA VI MEHELKUNA	27	36	16.2	23.1	33.8	30.6	94	94	0	2	9	2	13	0	81	-14.7
SURKHET	66008	1	JANASEWA MA VI SAHARE	21.8	39.4	21.3	17.1	28.9	37.7	117	117	0	5	16	2	23	0	94	-11.1
SURKHET	66009	1	JANAKALYAN MA VI KAPRICHIAUR	15.3	25.4	3.6	11.4	12.3	21.6	44	44	0	0	1	0	1	0	43	-21.2
SURKHET	66010	1	SARASWATI MA VI SIRUPATA	20	34.4	16.4	20.8	26.5	30.8	48	45	0	0	7	0	7	0	38	-13.7
SURKHET	66011	1	ADARSHA MA VI GARPAN MEHELI	21	40.1	15	20.3	29.8	35.1	32	32	0	3	0	0	3	0	29	-16.2
SURKHET	66012	1	HIMALAYA MA VI CHOLPA	20.5	33.9	13.1	16.3	19.5	27.2	35	35	0	0	2	0	2	0	33	-19.3
SURKHET	66013	1	KRISHNA SANSKRIT TATHA SADHA	41.3	50.2	32.3	24.5	37.9	47.6	92	92	2	19	19	0	40	0	52	4.85
SURKHET	66014	1	SHIVA MA VI LATIKOILI	30.2	42.7	22.5	17.8	31.6	29.8	32	32	0	3	4	0	7	0	25	-9.14
SURKHET	66015	1	JAGANNATH MA VI BIJAURA	22	44	19.5	21.3	26.8	34.6	55	55	0	2	10	0	12	0	43	-9.82
SURKHET	66016	1	SHARADA MA VI CHHINCHU	23.3	40.4	26.6	23.3	27.9	37.5	147	147	0	8	37	1	46	0	101	-4.35
SURKHET	66017	1	SURYA PRAKASH MA VI PALAINTE	26.8	46.2	25	27.9	36.4	38.7	75	75	0	6	20	0	26	0	49	-2.1
SURKHET	66018	1	BHAIRAB MA VI AWALCHING	18.5	32.7	15.4	13.7	20.1	28.7	25	22	0	1	1	0	2	0	20	-16.9
SURKHET	66019	1	BHAIRAB MA VI BHAIRABSTHAN	23	41.6	25.1	20.2	28	33.6	69	69	0	3	9	1	13	0	56	-11.6
SURKHET	66020	1	KHAND DEVI MA VI CHAURASE	19.4	37.1	17	18.6	34.5	31.9	92	92	0	2	9	2	13	0	79	-14.5
SURKHET	66021	1	TRIPURESHWAR MA VI DHODEKHA	30.5	39.9	20.1	17.1	33.9	35.6	76	75	0	4	9	1	14	0	61	-11.5
SURKHET	66022	1	SARASWATI MA VI KALYAN	16.5	36.8	9.6	6.1	16.8	28.5	68	68	0	0	2	0	2	0	66	-20.8
SURKHET	66023	1	JANA JAGRIT MA VI TOSHRA	23.9	40.5	20.8	16.4	23.1	25.2	50	50	0	2	12	0	14	0	36	-6.3

**PERFORMANCE OF ALL SCHOOLS IN SLC EXAMINATION BY DISTRICTS**  
**2071 BS (2015 AD)**

DISTRICT	SCODE	ST	SCHOOL	AVERAGE MARKS IN COMP. SUBJECTS						STUDENT		PASS DIVISION					WLD	FLD	SEM
				ENG	NEP	MAT	SCI	SOC	HPE	TAP	TAPRD	DIS	FIR	SEC	TIR	PASS			
SURKHET	66024	1	JIVAN JYOTI MA VI KAFALKOT	17.7	29.4	11.6	16.4	23.3	28.8	47	45	0	0	6	0	6	0	39	-15
SURKHET	66026	1	BHERI MA VI GHUMKHAHARE	18.2	34.1	11.3	14.6	14.4	28.3	58	57	0	0	5	0	5	0	52	-17.6
SURKHET	66027	1	JIVAN JYOTI MA VI GUTU	13.2	34.1	15.3	15.8	21.1	23.9	132	125	0	0	10	3	13	0	112	-16.9
SURKHET	66028	1	ADARSHA MA VI MAHENDRAGUNJ	23	49.8	21.9	20.3	24	31.8	61	60	0	2	9	0	11	0	49	-11.8
SURKHET	66029	1	MALIKA MA VI MATELA	16.9	31.6	12.5	13.7	25.2	29.9	52	49	0	0	5	0	5	0	44	-16.8
SURKHET	66030	1	VIDHYA JYOTI MA VI BABIYACHAN	28.8	46.2	30.8	18.8	27.2	41.3	66	66	0	7	13	0	20	0	46	-4.26
SURKHET	66031	2	EAGER BRIDGE SECONDARY BOARD	55	58.9	51.3	46.4	49.9	48.1	89	89	13	45	21	0	79	0	10	36.95
SURKHET	66032	1	JAN JYOTI MA VI BADDICHAUR	24.3	44.7	32.9	27.5	21.5	39	52	52	0	1	8	0	9	0	43	-12.5
SURKHET	66033	2	S.O.S. HERMANN GMEINER MA VI	58.9	57.4	48.8	35.9	55.5	57.7	39	39	5	23	3	0	31	0	8	32.21
SURKHET	66034	1	BAGESWARI MA VI RAKAM	20.3	34.6	13	20.6	18.4	29.8	101	97	0	0	5	0	5	1	91	-19.4
SURKHET	66035	2	ELITE ENGLISH MEDIUM SCHOOL,	49.2	47.7	56.3	35.6	37.4	51.4	30	30	2	14	6	0	22	0	8	25.75
SURKHET	66036	1	JANA SEWA MA VI GHUSRA	30.6	47.6	23.4	33.2	37.3	37.7	72	72	0	6	15	1	22	0	50	-4.51
SURKHET	66037	1	JANA JYOTI MA VI JHINGNI MAINT	15.5	34.4	13.1	14	16.6	35.2	65	65	0	1	4	0	5	0	60	-18
SURKHET	66038	2	USHA BAL VATIKA BOARDING SCH	48.2	55.3	59.8	40.8	43.3	50.6	116	116	12	58	27	0	97	0	19	32.88
SURKHET	66039	1	JANA GYAN BHANDAR MA VI KOT	18.8	32.8	16.3	18.3	17.3	33.1	119	115	0	3	4	1	8	0	107	-18.4
SURKHET	66040	1	BHERI MA VI TARANGA	14.2	32.7	11.5	10.5	24	35.3	68	64	0	0	0	0	0	0	64	-22.5
SURKHET	66041	1	NEPAL RASTRIYA MA VI LAGAM	19.7	36.9	23.1	16.4	22.4	25.8	42	42	0	2	8	1	11	0	31	-7.46
SURKHET	66042	1	SARASWATI MA VI GHATGAON	17.8	35	16	15.9	27.2	32	55	52	0	2	4	4	10	0	42	-12
SURKHET	66043	1	INDRENI MA VI GOGANE	15.4	41.5	11.8	9.6	7.2	21.3	20	20	0	0	0	0	0	0	20	-22.5
SURKHET	66044	1	VIJAYASHWARI MA VI HARIHARPU	20.2	35.9	16.3	21.2	30.9	33.6	22	22	0	1	2	0	3	0	19	-14.3
SURKHET	66045	1	SHIKHAR MA VI RAMGHAT	33.2	60.3	34.5	23.1	20.7	37.6	72	72	1	7	9	0	17	0	55	-7.76
SURKHET	66046	1	JANATA MA VI PUNG RANIBAS	15.3	32.9	13	14.6	18.8	30.1	42	40	0	0	2	0	2	0	38	-19.7
SURKHET	66047	1	SARASWATI MA VI PAMKA	17.8	34.8	12.2	12.1	27.6	33.2	36	35	0	0	4	0	4	0	31	-16.1
SURKHET	66048	1	NEPAL RASTRIYA MA VI BADAKH	23.7	37.4	16.6	19.4	19.3	33.5	121	121	0	4	9	0	13	0	108	-16.1
SURKHET	66049	1	SIDDHA MA VI MEHELPANI	23.7	35.4	14.7	12.1	19.3	30.6	32	32	0	0	4	0	4	0	28	-15.5
SURKHET	66050	1	NEPAL RASTRIYA MA VI KARAIKH	25.3	47.1	17.7	21.8	35.1	42	44	44	0	2	6	0	8	0	36	-11.8
SURKHET	66051	1	MALIKA MA VI PAISARA CHHAPRE	19.1	41.2	12.7	23.6	26.8	36	20	20	0	0	3	0	3	0	17	-14.1
SURKHET	66052	1	NEPAL RASTRIYA MA VI BETAN	11.1	31.5	6.8	7.3	14.9	19	40	40	0	0	0	0	0	0	40	-22.5
SURKHET	66053	1	NEPAL RASTRIYA MA VI NETA	13.7	34.2	8.1	7.3	14.9	25.2	46	44	0	0	1	0	1	0	43	-21.2
SURKHET	66055	1	NEPAL RASTRIYA MA VI GAGRETA	25.1	44	17.5	20.1	30.1	38.7	120	118	0	8	14	0	22	0	96	-11.3

**PERFORMANCE OF ALL SCHOOLS IN SLC EXAMINATION BY DISTRICTS**  
**2071 BS (2015 AD)**

DISTRICT	SCODE	ST	SCHOOL	AVERAGE MARKS IN COMP. SUBJECTS						STUDENT		PASS DIVISION						WLD	FLD	SEM
				ENG	NEP	MAT	SCI	SOC	HPE	TAP	TAPRD	DIS	FIR	SEC	TIR	PASS				
SURKHET	66056	2	ADARSHRAJ MEMORIAL ENGLISH	40.7	45.4	54.4	34.7	35.1	44.6	35	35	1	14	8	0	23	0	12	19.71	
SURKHET	66057	1	SHIVA MA VI DHULIYABIT	21.8	38.1	12.8	18.3	26.4	28	77	77	0	4	5	0	9	0	68	-15.3	
SURKHET	66058	1	NEPAL RASTRIYA MA VI BIRENDR	22.6	38.3	19.3	13.3	18.1	34.3	40	40	0	2	4	0	6	0	34	-13.5	
SURKHET	66059	2	SURKHET HORIZON ACADEMY BIR	47.1	53.8	50.5	37.6	45.5	48.4	52	52	2	28	15	0	45	0	7	33.25	
SURKHET	66062	2	ST.MARY'S CO .ED.BOARDING BIR	50.9	51.7	37	36.8	40.5	42.4	42	42	1	17	4	0	22	0	20	12.14	
SURKHET	66063	1	JAN SIRJANA MA VI TATAPANI	16.3	40.4	13.9	16.1	22.4	28.3	66	61	0	2	7	0	9	0	52	-13.8	
SURKHET	66064	1	SHREE SARASWATI SECONDRY MA	18.8	37.1	25.5	22.1	30.5	27.7	51	51	0	1	6	5	12	0	39	-10	
SURKHET	66065	1	SHREE BHAGAWATI MA VI GHAND	18.9	38	18.5	21.1	24.1	34.5	28	28	0	0	5	0	5	0	23	-12.5	
SURKHET	66066	1	SHREE PRAVAT SECONDARY SCH	14.9	33.8	10.8	17.3	24	25.8	28	28	0	0	0	0	0	0	28	-22.5	
SURKHET	66067	1	SHREE KOPILA SECONDARY MA V	23.7	36.9	16.4	17.2	31.6	29.2	25	25	0	0	5	0	5	0	20	-11.3	
SURKHET	66068	1	ANANDA PROPOSED SECONDARY	21.4	36.4	11.9	23.6	31.7	26.6	55	54	0	2	5	1	8	0	46	-13.9	
SURKHET	66069	1	SHREE SARASWOTI PROPOSED SEC	13.9	31.1	8.4	10.3	22.1	30.1	48	45	0	0	2	0	2	0	43	-20	
SURKHET	66070	2	SHREE JANA PRIYA SECONDARY S	49.2	48.8	51.8	45	39.3	52.4	24	24	1	15	6	0	22	0	2	37.19	
SURKHET	66072	2	CHILDRENS PARADISE SCHOOL BI	49.7	54.2	51.8	33	29.8	51.7	43	42	1	16	8	0	25	0	17	15.89	
SURKHET	66073	1	JANAJYOTI SECONDARY SCHOOL I	13.9	38.8	24.3	21.1	24.2	26.6	29	29	0	0	4	2	6	0	23	-11.5	
SURKHET	66074	2	INTERNATIONAL CO OPERATIVE A	49.1	46.2	46.4	30.7	34.6	51.6	46	46	3	17	13	0	33	0	13	23.72	
SURKHET	66075	1	NEPAL RASTRIYA MA VI, JYAMIR	20.5	33.9	14.9	20.5	31.5	28	32	32	0	0	3	0	3	0	29	-17.2	
SURKHET	66076	1	SURYAJYOTI MA VI, SUNTOLA	25.2	39.3	17	26.2	20.8	32.6	38	38	0	0	4	0	4	0	34	-16.6	
SURKHET	66077	1	NEPAL RASTRIYA MA VI, AGRIGAU	19.3	31.6	15.1	19.2	24.5	31.3	48	48	0	0	5	2	7	0	41	-14.7	
SURKHET	66078	1	SAMUDAYIK MA VI, LEKHPARAJUL	12.8	40.7	31	22.3	23.8	31.5	29	29	0	1	1	0	2	0	27	-18.2	
SURKHET	66079	2	SUPREME ACADEMY, BIRENDRAN	51.1	45.8	37.3	24.4	38.6	48.2	9	9	0	3	2	0	5	0	4	12.5	
SURKHET	66080	2	SIDDHARTHA NATIONAL CO-OPER	38.6	45.8	49.4	31.2	32.3	40	31	31	1	8	8	0	17	0	14	12.1	
SURKHET	66081	2	EMMANUEL SECONDARY BOARDI	41.6	43.8	40.6	26.3	32.1	35.7	11	11	0	3	3	0	6	0	5	11.25	
SURKHET	66082	3	AMMAR JYOTI U MA VI, NEWARE	12.5	28.2	9	7.2	10.7	25.4	26	24	0	0	1	0	1	0	23	-20.2	
SURKHET	66083	2	SHANTI DEEP MA VI, BIRENDRANA	58.1	51.1	52	28.5	40.4	52.8	11	11	0	9	0	0	9	0	2	32.73	
SURKHET	66085	2	SOUTH ASIAN SCHOLARS ACADEM	49.3	57.7	47.3	42.1	46.5	45.2	16	16	2	6	3	0	11	0	5	23.67	
SURKHET	66086	1	NEPAL RASTRIYA MA VI, BUDHAK	13.8	30.9	11.2	11.7	19.3	24.7	28	28	0	0	2	0	2	0	26	-18.5	
SURKHET	66087	1	SURYA JYOTI MA VI, LAMAKHALI	19.5	39.7	13.8	14.3	26.8	41	39	38	0	0	4	0	4	0	34	-16.6	
SURKHET	66088	1	BHERI MA VI, RANIGHAT	18.5	39.3	13.9	20.2	28	33.6	28	28	0	0	2	0	2	0	26	-18.5	
SURKHET	66089	1	KALIKA MA VI, NADE DHARAPANI	19.9	35.5	19.7	17.3	21.9	36.1	29	28	0	1	3	0	4	0	24	-14.1	

**PERFORMANCE OF ALL SCHOOLS IN SLC EXAMINATION BY DISTRICTS**  
**2071 BS (2015 AD)**

DISTRICT	SCODE	ST	SCHOOL	AVERAGE MARKS IN COMP. SUBJECTS						STUDENT		PASS DIVISION					WLD	FLD	SEM
				ENG	NEP	MAT	SCI	SOC	HPE	TAP	TAPRD	DIS	FIR	SEC	TIR	PASS			
SURKHET	66090	1	SARASWATI MA VI, SIMGHAT	15.2	28.8	4.2	8.4	10.6	27.7	53	52	0	0	0	0	0	0	52	-22.5
SURKHET	66091	1	NE RA MA VI, KHELNECHAUR	17.5	38.9	13.8	20.8	18.3	28.7	32	32	0	0	2	0	2	0	30	-19
SURKHET	66092	1	BIDHYA JYOTI MA.VI. SUNDARPUR	18	37.6	16.4	16.2	19.2	26.3	26	25	0	0	2	1	3	0	22	-16.1
SURKHET	66093	1	SHREE NE.RA.MA.VI. NAYABAN, POKHARA	16.1	31.4	10.1	8.8	12.7	25.1	20	18	0	0	0	0	0	0	18	-22.5
SURKHET	66094	1	SHREE JANA JAGIRTI MA.VI. KUNABHANG	17.5	34.1	7.8	14.3	22.9	31.4	14	13	0	0	0	0	0	0	13	-22.5
SURKHET	66095	1	SHREE NE.RA.MA.VI. LEKHPARAJU	21	35.9	22.7	18.6	22.1	37.2	51	50	0	0	7	2	9	0	41	-12.8
SURKHET	66096	1	SHREE PRABHAT MA.VI. THANICHOWAN	15.5	37.1	30.7	19.4	23.5	31.1	98	96	0	1	9	0	10	0	86	-16.5
SURKHET	66097	1	SHREE NE.RA.PRA. MA.VI. MAINTAKHOLA	20.5	32.7	16.3	17.4	33.5	26.3	30	30	0	1	4	0	5	0	25	-12.8
SURKHET	66098	1	SHREE NE.RA.MA.VI. BAJEDICHOWAN	22.7	34.5	10.9	20.5	16.1	30.2	71	71	0	0	3	0	3	0	68	-20.1
SURKHET	66099	2	CHHINCHU ENGLISH BOARDING SCHOOL	41.4	49.3	52	32	44.5	46.7	47	47	0	26	12	0	38	0	9	29.2
SURKHET	66100	2	MOUNT EVEREST ENGLISH BOARDING	54.1	54.3	62.2	46.5	43.1	53.5	31	31	7	19	5	0	31	0	0	46.57
SURKHET	66101	2	BRIGHT LAND ACADEMY, PIPIRA	51.6	52.7	43.8	47.4	56.6	51.9	10	10	0	8	2	0	10	0	0	42.75
SURKHET	66102	2	YAGYA PEACE HOMES ACADEMY, KUNABHANG	41.7	48.8	51	32.3	41.1	44.4	14	14	0	5	0	0	5	0	9	1.61
SURKHET	66103	2	SURKHET EDUCATION DEVELOPMENT	55.2	51.3	70.1	39.4	57.4	51.6	25	25	2	19	3	0	24	0	1	42.15
SURKHET	66104	1	NE. RA. MA. VI. SANOJATRI, MAINTAKHOLA	17.5	30.3	21	14.1	18	25.4	46	44	0	2	2	2	6	0	38	-14.8
SURKHET	66105	2	HARVESTMOON SECONDARY BOARDING	48.9	54.4	55.2	39.4	45.9	47.6	16	16	0	12	0	0	12	0	4	28.13
SURKHET	66107	2	SHREE SAINIK AWASIYA MAVI MA	60.7	56.1	62.9	45.1	46.8	51.2	100	100	5	73	22	0	100	0	0	43.27
SURKHET	66108	2	SHREE SARSWOTI MAVI SIMDAMA	11.9	31	9	9.3	21.4	25.6	10	9	0	0	1	0	1	0	8	-16.2
SURKHET	66109	2	SHREE NERA MAVI KANDAGHUW	18.3	35.7	19.6	19.4	22.1	35	43	43	0	0	7	0	7	0	36	-13.3
SURKHET	66110	1	SHREE NERA MAVI PAREGAUN	12.6	24.8	6.6	10	20.3	26.5	32	29	0	0	0	0	0	0	29	-22.5
SURKHET	66111	1	DEVSTHAN SECONDARY SCHOOL, KUNABHANG	17.1	37.7	13.3	14.6	25.2	30.5	12	12	0	0	1	0	1	0	11	-17.8
SURKHET	66112	2	BULBULE BHERI ACADEMY	48.1	45	39	27.3	28.9	48.6	29	29	0	12	4	0	16	0	13	13.19
SURKHET	66113	2	SHREE BIDHYA JYOTI SAHAKARI	51.7	57	43.5	36.7	50	47.7	6	6	0	3	1	0	4	0	2	20.63
SURKHET	66114	2	VALLEY MERIDIAN ACADEMY	48.5	45.8	37.5	31	31.2	51.1	33	33	0	10	10	0	20	0	13	15
SURKHET	66115	2	SHREE ADVANCE BETTER ENGLISH	55.2	51	38.5	43.5	46.7	43.8	13	13	1	3	0	0	4	0	9	-0.58
SURKHET	66116	2	DV NIKETAN BIRENDRANAGAR	57.4	49.3	57.6	30.6	45.1	51.3	14	14	0	10	2	0	12	0	2	33.75
SURKHET	66117	1	SARASWATI MA. VI KHANIKHOLA	21.6	36.2	10.3	18.7	18.5	26.1	32	31	0	0	1	0	1	0	30	-20.7
SURKHET	66118	1	NE RA MA VI, DHANRAS, LAGAM-5	16	38.3	15.8	13.4	22.1	22.4	20	20	0	0	2	0	2	0	18	-16.9
SURKHET	66119	2	ARANIKO BOARDING SCHOOL BIR	46.5	48.8	41.4	23.3	41.3	44.7	13	13	0	4	4	0	8	0	5	15.58
SURKHET	66120	1	NERA MA VI KUINEPANI SATAKHA	21.3	41.3	29.3	14.7	26.7	36.6	23	22	0	0	5	0	5	0	17	-9.72

**PERFORMANCE OF ALL SCHOOLS IN SLC EXAMINATION BY DISTRICTS**  
**2071 BS (2015 AD)**

DISTRICT	SCODE	ST	SCHOOL	AVERAGE MARKS IN COMP. SUBJECTS						STUDENT		PASS DIVISION						WLD	FLD	SEM
				ENG	NEP	MAT	SCI	SOC	HPE	TAP	TAPRD	DIS	FIR	SEC	TIR	PASS				
SURKHET	66121	1	SHREE JANAK MA VI GAMKHOLA I	27.8	53.8	22.5	18	17.3	30	15	15	0	0	2	0	2	0	13	-15	
SURKHET	66122	2	PUBLIC ACADEMY PVT.LTD	56.3	59	80.9	45.7	45.6	55	7	7	2	4	1	0	7	0	0	47.68	
SURKHET	66123	2	DEUTI BIDYA MANDIR, CHHINCHU	46.6	53.4	64.4	32.6	47.5	47.3	14	14	2	6	6	0	14	0	0	42.32	
SURKHET	66126	2	SURYODAYA BOARDING SCHOOL	49.7	51.4	31.3	23.1	38.4	42.8	9	9	0	3	1	0	4	0	5	6.25	
SURKHET	66127	2	KOPILA VALLEY SCHOOL	55.6	51.3	62.5	40.8	34.3	60.2	13	13	2	6	4	0	12	0	1	38.65	
BANKE	67001	1	MANGAL PRASAD MA VI NEPALGU	24.7	33.7	19	19.7	28.4	29.8	52	52	0	3	10	0	13	0	39	-7.79	
BANKE	67002	1	JANATA MA VI SANTAKUTI	25.5	42.2	31.5	18.3	32.3	32.9	50	50	0	5	10	2	17	0	33	-2.64	
BANKE	67003	1	NARAYAN MA VI NEPALGUNJ	17.1	28.7	12.7	8.2	20.8	24.8	57	54	0	3	2	0	5	0	49	-16.7	
BANKE	67004	1	MAHENDRA MA VI NEPALGUNJ	28.7	31.6	27.9	19.4	27.6	28.2	94	93	2	7	21	2	32	0	61	-1.94	
BANKE	67005	1	SARASWATI MA VI NEPALGUNJ	30.3	42.7	32	22.2	37.7	34.4	35	35	0	2	11	2	15	0	20	1.69	
BANKE	67006	1	MAHARAJA MA VI PURAINA	23.4	41.3	39.8	23.9	16.8	37.8	34	34	0	5	1	0	6	0	28	-10.9	
BANKE	67007	1	JANATA ADARSHA MA VI JABDAH	17.3	43	17.7	11.4	19.1	37.7	86	85	0	0	3	0	3	0	82	-20.5	
BANKE	67008	1	TRIBHUVAN MA VI KOHALPUR	29.8	38.7	31.4	17.4	20.5	32.5	130	128	0	5	9	0	14	0	114	-15.9	
BANKE	67009	1	ADARSHA MA VI BAGESWORI DIGA	28.9	44.5	24.8	17.4	27.1	37.2	65	65	0	6	13	0	19	0	46	-5.02	
BANKE	67010	1	SHANKAR MA VI THAPAWA	22.9	36.3	19.8	25.7	17.3	34	116	107	0	6	13	1	20	0	87	-11.4	
BANKE	67011	1	BHUWAR BHAWANI MA VI BINAUN	19.2	28.6	14.8	12.3	27.5	29.8	125	120	0	1	13	0	14	0	106	-15.8	
BANKE	67012	1	JANAKI MA VI KHAJURA	16.6	25.2	11.2	9.9	13.4	19.9	39	39	0	1	2	0	3	0	36	-17.9	
BANKE	67013	1	LAXMI MA VI MADUI	22.7	36.7	23	23.9	35.7	29.5	75	75	0	7	13	1	21	0	54	-5.83	
BANKE	67014	1	YUDDHA SANSKRIT MA VI NEPALG	16.2	24.6	10.8	12.8	15.1	21.3	25	25	0	0	0	0	0	0	25	-22.5	
BANKE	67015	1	MAITAHAWA MA VI CHANDRANAG	26.2	42.1	40.2	16.9	23.4	37.2	63	63	0	7	7	0	14	0	49	-8.75	
BANKE	67016	1	ANATHALAYA GAUSIYA MA VI NE	14.4	18.6	3.7	5.6	15.1	18	16	15	0	0	0	0	0	0	15	-22.5	
BANKE	67017	1	SURYODAYA MA VI CHISAPANI	29.6	45	23.5	22.7	28.1	48.5	83	83	0	4	17	2	23	0	60	-6.61	
BANKE	67018	2	ANGELS HIGH SCHOOL GHARBARI	62.2	61.7	64.9	39.6	61	60.9	57	57	4	50	2	0	56	0	1	44.47	
BANKE	67019	2	JAYABAGESHWARI MA VI NEPALG	59.2	55.6	64.4	47.7	53	47.5	67	67	5	58	4	0	67	0	0	45.45	
BANKE	67020	1	ADARSHA MA VI RANJHA	23.5	37.9	21.2	16.7	11.9	25	82	81	0	1	2	0	3	0	78	-20.3	
BANKE	67021	1	FULTEKRA MA VI NEPALGANJ	23.8	27.6	15.8	14.2	16.6	15.7	16	16	0	0	3	0	3	0	13	-12	
BANKE	67022	1	MAHENDRA MA VI MATEHIYA	16.8	28.3	9.9	12.5	32.1	28.7	54	53	0	0	2	2	4	0	49	-18.6	
BANKE	67023	1	JANAKALYAN MA VI BADRIPUR	14.1	35.9	20	11.9	29.3	34.1	27	27	0	0	5	0	5	0	22	-12.1	
BANKE	67024	1	SIDDHESWAR MA VI SIDHANWA	25	48.7	26.6	19.5	39.6	40.1	142	142	0	6	36	0	42	0	100	-5.39	
BANKE	67025	1	GANESH MA VI DHAKARI	22.8	43.7	18.1	14.5	21.1	40.8	34	34	0	0	3	0	3	0	31	-17.5	



**PERFORMANCE OF ALL SCHOOLS IN SLC EXAMINATION BY DISTRICTS**  
**2071 BS (2015 AD)**

DISTRICT	SCODE	ST	SCHOOL	AVERAGE MARKS IN COMP. SUBJECTS						STUDENT		PASS DIVISION					WLD	FLD	SEM
				ENG	NEP	MAT	SCI	SOC	HPE	TAP	TAPRD	DIS	FIR	SEC	TIR	PASS			
BANKE	67026	1	KUSUMESHWOR MA VI KUSHMA	15	33.4	12.6	17.4	30.7	27.7	51	50	0	1	6	0	7	0	43	-14.4
BANKE	67027	1	SHIVA SHAKTI MA VI PARANI	20.1	41.8	19.7	13	21.5	40.3	145	145	0	6	10	0	16	0	129	-15.8
BANKE	67028	2	MODERN PUBLIC ENGLISH BOARD	53.2	53.4	44.7	31.1	39.3	45.1	20	20	0	11	5	0	16	0	4	28.69
BANKE	67029	2	CHANDRA MEWALAL ENGLISH MI	43.5	41.3	34.2	32.9	35.6	34.8	22	22	0	5	8	0	13	0	9	13.3
BANKE	67030	1	YOGINI MA VI GOUGHAT	38.8	57.8	46.3	35.9	35.8	50	39	39	1	12	14	0	27	0	12	20.58
BANKE	67031	1	PRABHAT MA VI ARONIKONAGAR	24.9	44.1	22.2	18.1	29.2	34.9	84	84	1	4	11	0	16	0	68	-10.9
BANKE	67032	1	RAM MA VI BAIJANATHPUR	23.8	33.8	33.2	19.7	22.8	35.2	68	66	0	3	15	0	18	0	48	-6.65
BANKE	67033	2	BRIGHTLAND HIGH SCHOOL SURK	63.7	59.5	74.9	49.3	59.6	55.9	68	68	15	49	4	0	68	0	0	47.65
BANKE	67034	2	RAM JANAKI HIGHER SECONDARY	52.4	51.8	45.4	30.3	30.9	51.9	98	98	2	39	15	0	56	0	42	14.66
BANKE	67035	2	BUDDHA ENGLISH MA VI DHAMBO	54.3	55.9	55.3	41.9	57.7	48.9	23	23	1	18	4	0	23	0	0	43.7
BANKE	67036	1	SHUKRA MA VI GAUNFARKA	21	41.4	13.5	15.3	27.2	29.6	31	31	0	0	2	0	2	0	29	-18.9
BANKE	67037	1	SARASWATI MA VI BHAWANIYAPU	26.7	41	40.9	28.2	32.7	42.2	62	62	0	3	32	3	38	0	24	12.05
BANKE	67038	2	ST.THOMAS ENGLISH MEDIUM SCI	46.4	46.6	48.3	32	46.7	40	25	25	0	10	8	0	18	0	7	22.5
BANKE	67039	2	GYANJYOTI MA VI CHAPARGAUNI	32.8	50.3	30.6	20.6	34	36.7	103	102	0	12	28	1	41	0	61	1.34
BANKE	67040	2	GYANODAYA MA VI KHAJURABAJ	31.7	54.3	39.3	20.9	36.7	38.2	73	73	1	14	14	0	29	0	44	2.36
BANKE	67041	2	WEST ZONE ENGLISH MEDIUM HIG	60.5	55.4	57.9	43.2	54.3	49.1	79	79	9	61	6	0	76	0	2	43.58
BANKE	67042	1	SHAHID SMARAK MA VI KAMDI	13.2	24.1	8.3	8.8	17.8	24.6	86	84	1	1	3	0	5	0	79	-18.7
BANKE	67043	2	BAL JYOTI ENGLISH MA VI KOHAL	60.1	59.6	78	49.2	40.9	57.9	36	36	2	32	2	0	36	0	0	45.21
BANKE	67044	2	EVEREST SAINIK AWASIYA MA VI	57.1	62.1	58.1	36.2	45.8	40.3	15	15	0	8	6	0	14	0	1	36
BANKE	67046	2	A B C RESIDENTIAL HIGHER SECO	55.4	47.9	46.8	35.6	49.3	54	66	66	4	34	20	0	58	0	8	34.32
BANKE	67047	2	DEEP JYOTI VIDYASHRAM CHAPA	54.4	47.9	65.2	39.5	36.8	54.4	118	118	4	95	5	0	104	0	14	37.02
BANKE	67048	2	GORKHA UNITED PUBLIC SCHOOL	60.4	60.3	71.5	42.7	49.5	61.4	89	89	11	76	2	0	89	0	0	46.6
BANKE	67049	2	GREEN PEACE SCHOOL KOHALPUR	50.1	51.4	41.3	31.7	45.3	47.4	35	35	0	9	10	0	19	0	16	10.93
BANKE	67050	2	PASHUPATI SECONDARY SCHOOL	51.4	50.3	49.1	35.5	40.2	42.9	55	55	0	31	17	0	48	0	7	32.93
BANKE	67051	2	BAL VIDYA MANDIR E M SCHOOL	52	55.9	46.9	32.4	45	48.2	23	23	0	13	5	0	18	0	5	27.88
BANKE	67052	1	MA VI DHUMBOJHI	22.3	36.3	16.9	14.6	20.9	24.6	68	65	0	0	5	0	5	0	60	-18.2
BANKE	67053	2	JUNIOR CAMBRIDGE HIGH SCHOOL	44.5	35.1	48.8	36.3	36.5	39.3	11	11	0	3	4	0	7	0	4	16.36
BANKE	67054	1	GYAN SAGAR MA VI PARASPUR	15.4	25.1	7.5	11.5	10.7	14.9	19	19	0	0	0	0	0	0	19	-22.5
BANKE	67055	2	GYANODAYA VIDYA NIKETAN ENG	53.6	47	56.6	37.3	39.6	31.6	8	8	0	4	3	0	7	0	1	32.34
BANKE	67057	2	WATER PARK ENGLISH MEDIUM H	56.1	46.6	52	39.1	49.3	43.9	8	8	0	3	2	0	5	0	3	16.88

**PERFORMANCE OF ALL SCHOOLS IN SLC EXAMINATION BY DISTRICTS**  
**2071 BS (2015 AD)**

DISTRICT	SCODE	ST	SCHOOL	AVERAGE MARKS IN COMP. SUBJECTS						STUDENT		PASS DIVISION					WLD	FLD	SEM
				ENG	NEP	MAT	SCI	SOC	HPE	TAP	TAPRD	DIS	FIR	SEC	TIR	PASS			
BANKE	67058	1	SAGARMATHA GYAN PUNJ MA VI	28.7	46.6	31.9	27	40.2	39	98	97	0	7	41	3	51	1	45	7.82
BANKE	67059	1	GYAN DEEP MA VI DALAIPURWA R	17.7	27.4	13.7	10.4	7.1	18.1	51	51	0	0	1	0	1	0	50	-21.4
BANKE	67061	2	HOLY LAND ENGLISH HIGH SCHOC	49.8	44.6	40	32.3	51.4	50.6	34	34	0	14	10	0	24	0	10	21.84
BANKE	67062	2	SUN BEAM ENGLISH MEDIUM SCH	56.1	61.4	66.1	41.5	44.9	52.2	45	45	4	36	2	0	42	0	3	41.33
BANKE	67063	1	LAXMI MA VI BARDAHAWA	18.1	44.5	15.9	12.8	31.7	27.8	76	74	0	2	5	0	7	0	67	-16.9
BANKE	67068	2	ADARSH HIGHER SECONDARY SCH	63.3	58.9	74.6	49.2	58.5	65.1	24	24	7	17	0	0	24	0	0	49.37
BANKE	67069	2	WESTERN SECONDARY E M SCHOC	55.1	53.3	63.3	46.3	37.7	55.6	43	43	1	33	6	0	40	0	3	39.07
BANKE	67070	2	HOPE INTERNATIONAL ACADEMY	57.9	55.5	75.4	48.6	49.2	54.9	37	37	5	30	2	0	37	0	0	46.42
BANKE	67071	2	IDEAL PUBLIC HIGH SCHOOL, M P S	55.6	53	88.8	46	38.1	60.3	12	12	1	11	0	0	12	0	0	46.25
BANKE	67072	2	DREAMLAND E M HIGH SCHOOL, R	53.8	59	68.1	38.6	44.7	51.3	24	24	2	21	1	0	24	0	0	45.78
BANKE	67073	2	ZENITH ENGLISH BOARDING SCHOC	59.6	64	72.1	41.4	46.6	61.4	56	56	9	47	0	0	56	0	0	47.41
BANKE	67074	2	PRAYATNA ENGLISH MEDIUM SCH	53.9	55.7	52.7	36.6	51.1	52	15	15	0	10	5	0	15	0	0	41.25
BANKE	67075	1	BAGESHOWARY SECONDARY SCH	28.6	46.1	28.3	22.6	27.2	47.5	47	47	0	4	9	0	13	0	34	-5.98
BANKE	67076	3	TRIBHUWAN HIGHER SECONDARY	12.6	23.9	22.9	14.5	13.6	26.9	59	47	0	0	3	0	3	0	44	-18.9
BANKE	67077	2	BHERI ENGLISH MEDIUM HIGH SCH	59.3	47.8	67.4	42.7	45.7	45.4	22	22	0	18	1	0	19	0	3	35.28
BANKE	67078	2	ARUNODAYA BOARDING HIGH SCH	58.1	53.4	82.1	36.6	53.6	48.3	18	18	2	16	0	0	18	0	0	46.67
BANKE	67079	2	RAM JANAKI VIDHYA NIKETAN SE	52.4	52.7	67.9	40.2	32.6	56.9	30	30	2	20	0	0	22	0	8	28
BANKE	67080	1	BHANU SECONDARY SCHOOL, UDI	21.6	35.1	16.3	13.4	25	27.9	29	29	0	0	3	0	3	0	26	-16.7
BANKE	67081	2	DEEP JYOTI SECODARY SCHOOL, C	46.9	45.3	58.2	41.6	32.5	45.4	35	35	0	13	13	0	26	0	9	23.46
BANKE	67082	2	DIVYA VIDYA SADAN, KOHALPUR	55.5	65.2	74.5	44.1	59	42.8	12	12	1	11	0	0	12	0	0	46.25
BANKE	67083	1	MA. VI. BHAWANIYAPUR, MAHENI	20.4	22.6	14	15.3	9.9	28.3	14	14	0	0	0	0	0	0	14	-22.5
BANKE	67084	1	JAYA JANATA SECONDARY SCHOC	21.7	43.7	18.9	15.6	14.9	27.5	62	62	0	2	4	0	6	0	56	-16.7
BANKE	67085	2	KOHALPUR SECONDARY SCHOOL,	39.2	54.9	30.6	26.2	41.6	45.1	29	29	0	5	8	0	13	0	16	4.66
BANKE	67087	2	DEEPAK ENGLISH MEDIUM HIGH S	50.5	52.7	58.6	31.8	49.7	50.8	33	33	0	23	7	0	30	0	3	36.48
BANKE	67088	3	GYANODAYA UCCHA MA VI, KHAJ	20.8	30.1	17.8	12.8	14.8	27	45	37	0	1	3	0	4	0	33	-16.1
BANKE	67089	1	KRISHNA MA VI KAUSHILA NAGAR	32.3	50.8	39	31.3	35.9	41.6	58	58	0	6	26	12	44	0	14	19.32
BANKE	67090	1	JANGYAN JYOTI MA VI KAUSHILA	30.5	42	38.8	26.7	30	35.9	60	60	0	9	13	6	28	0	32	4.46
BANKE	67091	2	MANAKAMNA EM HIGH SCHOOL C	40.8	40.3	36.5	23	39.7	43.8	12	12	0	0	7	0	7	0	5	10.31
BANKE	67092	1	JAGATJYOTI MA VI BASUDEVPUR-	24.2	25	13.6	20.1	19.6	27.7	23	23	0	0	2	0	2	0	21	-17.6
BANKE	67093	1	PASHUPATI MA VI NAUDIGAUDI	16.7	28.5	16	19	24	30.1	26	26	0	0	2	0	2	0	24	-18.2

**PERFORMANCE OF ALL SCHOOLS IN SLC EXAMINATION BY DISTRICTS**  
**2071 BS (2015 AD)**

DISTRICT	SCODE	ST	SCHOOL	AVERAGE MARKS IN COMP. SUBJECTS						STUDENT		PASS DIVISION						WLD	FLD	SEM
				ENG	NEP	MAT	SCI	SOC	HPE	TAP	TAPRD	DIS	FIR	SEC	TIR	PASS				
BANKE	67094	1	NEPAL RASTRIY MA VI NAUVASTA	17.9	38.1	21.4	12	17.1	36	50	50	0	0	5	0	5	0	45	-16.9	
BANKE	67095	1	BHAGAWATI MAVI HASANAPUR	27.7	38.9	24.3	29.5	25.7	38.6	92	90	0	2	20	2	24	0	66	-7.47	
BANKE	67096	1	JAY KISAN MA VI BHOJPUR BANKE	19.6	31.1	16.4	16	30	32.8	37	37	0	2	6	1	9	0	28	-8.47	
BANKE	67098	1	JANASHAKTI MADHYAMIK BIDHYA	19.9	36.9	30.4	22.7	28.2	41.2	69	68	0	1	19	1	21	0	47	-5.11	
BANKE	67099	2	DHRUBA TARA VIDHYA MANDIR S	48.1	57.2	63.1	34.1	37.5	45.4	41	41	2	20	12	0	34	0	7	30.91	
BANKE	67100	2	UNITED EDUCATIONAL ACADEMY	57.2	58.8	74.9	39.7	61.1	49.6	21	21	1	20	0	0	21	0	0	45.71	
BANKE	67101	2	SPRING DELL ACADEMY BHUJAIGA	51	47.3	54.6	40.1	42.5	40.9	15	15	0	8	6	1	15	0	0	39.1	
BANKE	67102	2	BAGESHWARI ACADEMY E M SCHOOL	59	64	67.2	46.4	52	56.6	63	63	5	57	1	0	63	0	0	46.01	
BANKE	67103	1	NEPAL RASTRIYA SECONDARY SCHOOL	15.8	37.4	15.3	10.5	19.3	24.7	23	22	0	0	2	0	2	0	20	-17.4	
BANKE	67104	2	CITY PUBLIC HIGH SCHOOL NEPAL	40.6	35.7	39.6	18.1	30.4	32.4	7	7	0	1	1	0	2	0	5	-4.82	
BANKE	67105	1	JANTA MA VI RAJHENA MAITAHARA	19.2	34.1	11.7	11.8	24.7	18.3	21	20	0	0	1	0	1	0	19	-19.7	
BANKE	67106	1	NEPAL RASTRIYA MA VI NIBUWA	31.3	43.1	26.5	19.3	23.3	37.5	86	86	0	5	12	1	18	0	68	-10.2	
BANKE	67107	2	NEPALGUNJ MODEL ACADEMY, KIR	56.9	52.9	60.2	41.4	55.1	49.8	12	12	0	7	4	0	11	0	1	35.63	
BANKE	67108	1	ISHWARI SECONDARY SCHOOL BAN	26.1	51.3	31.1	30.1	31.8	42.6	38	38	0	4	15	0	19	0	19	6.81	
BANKE	67109	1	MA VI BANKATTI BANKE	14.1	32.9	17.8	17.6	28.2	32.5	18	18	0	0	1	0	1	0	17	-19.4	
BANKE	67110	2	SAGARMATHA ENGLISH BOARDING	54.9	60.2	70.3	40.9	44.7	53.1	18	18	1	16	1	0	18	0	0	45.21	
BANKE	67112	1	SARASWATI L S SCHOOL [OPEN LE	14.9	31.1	27.9	21.3	26.8	32.4	10	7	0	0	4	0	4	0	3	9.64	
BANKE	67113	1	MA VI LAGDAHAWA	21.4	27.4	7.7	20	24.2	23.5	24	24	0	0	1	0	1	0	23	-20.2	
BANKE	67114	1	SIDDESHWOR MAHADEV HIGH SCHOOL	17.7	30.3	12.5	19.6	30.7	26.7	16	15	0	0	2	0	2	0	13	-15	
BANKE	67116	2	BRIGHT FUTURE ACADEMY NEPAL	51.4	47.1	50.9	33.6	52.9	49.6	7	7	0	4	3	0	7	0	0	40.18	
BANKE	67118	4	PRABHAT MEMORIAL HIGH SCHOOL	54.2	50.8	80.8	39.9	33.8	54.9	17	17	0	17	0	0	17	0	0	45	
BANKE	67119	1	NE RA MA VI PEDARI BANKE	12.5	26	10.2	4.6	20.1	21.2	57	57	0	0	1	0	1	0	56	-21.5	
BANKE	67120	1	AMAR MA VI GAUTAMBASTI BAN	21.4	40	32	15.1	17.1	31.8	37	36	0	1	4	0	5	0	31	-14.4	
BANKE	67121	1	NE RA MA VI ORILALPUR BANKAT	16.8	33.5	13.3	13.1	17.5	23.8	46	45	0	1	2	1	4	0	41	-17.5	
BANKE	67122	1	NE RA MA VI MANAKAMANAPUR	28.8	44.4	43.3	17.8	36.8	36	25	25	0	4	6	0	10	0	15	1.8	
BANKE	67123	2	LOTUS ENGLISH MEDIUM SCHOOL	51.5	47.9	64.7	41.5	41.9	42.3	26	26	2	15	5	0	22	0	4	33.61	
BANKE	67124	1	JANASEWA MA VI PURAINA GJAF	22.4	44.1	26.6	20.5	28	37.6	31	31	0	3	2	0	5	0	26	-12.3	
BANKE	67125	1	SARASWATI MA VI BHANGOTANA	14.1	25.5	19.4	13.8	10.6	28.2	17	17	0	0	1	0	1	0	16	-19.2	
BANKE	67126	2	KOHALPUR LITTLE ANGELS E M SCHOOL	46.3	50	46.8	30	35.5	28.3	4	4	0	0	4	0	4	0	0	33.75	
BANKE	67127	2	MUNTARA E M HIGH SCHOOL RAJ	54.8	49.6	64.1	45.1	53.1	56.1	14	14	0	14	0	0	14	0	0	45	

**PERFORMANCE OF ALL SCHOOLS IN SLC EXAMINATION BY DISTRICTS**  
**2071 BS (2015 AD)**

DISTRICT	SCODE	ST	SCHOOL	AVERAGE MARKS IN COMP. SUBJECTS						STUDENT		PASS DIVISION					WLD	FLD	SEM
				ENG	NEP	MAT	SCI	SOC	HPE	TAP	TAPRD	DIS	FIR	SEC	TIR	PASS			
BANKE	67128	2	SAMABESHI ENGLISH MEDIUM SC	52.7	53.1	38	31.6	44.8	42.1	24	24	0	12	5	0	17	0	7	22.97
BANKE	67129	2	GOLDEN ABC ACADEMY HIGH SC	58.1	57	62.2	42.7	59.8	48.8	37	37	6	25	4	0	35	0	2	42.57
BANKE	67130	2	CREATIVE SCHOLARS ACADEMY	46.3	53.6	43.1	20.3	28.6	49.7	23	23	0	6	3	0	9	0	14	2.45
BANKE	67131	2	SHANTI VIDHYA NIKETAN DHAME	53.8	47.9	68.1	32.8	58.3	50.8	27	27	0	23	4	0	27	0	0	43.33
BANKE	67132	1	PASHUPATI MADHYAMIK VIDHYA	18.3	38.5	21.3	13.8	19.5	24.8	24	23	0	0	2	0	2	0	21	-17.6
BANKE	67133	1	SARSWATI MADHYAMIK BIDHYA	21.4	40.4	25.6	22.6	28.6	38.7	23	22	0	1	7	0	8	0	14	-1.53
BANKE	67134	2	NOBLE E M SECONDARY SCHOOL	56.3	52.7	49.8	40.8	48.7	47.9	27	27	1	17	7	0	25	0	2	37.64
BANKE	67135	2	GURANS CHILDHOOD ACADAMY	34.6	55.5	49.1	27.9	35.8	48.5	15	15	0	4	9	0	13	0	2	29.25
BANKE	67136	2	PANCHAMUKHI ENGLISH SECOND	55	50	58.7	45.3	34.6	55.3	23	23	0	17	3	0	20	0	3	34.73
BANKE	67137	1	B. P. MEMORIAL SECONDARY SCH	32.7	48.7	26.3	22.8	30.5	47.6	39	38	0	3	14	1	18	0	20	4.78
BANKE	67138	2	SHINING STAR E. M. SCHOOL KOH	51.9	64.7	62.4	46.5	47.6	45.8	18	18	0	18	0	0	18	0	0	45
BANKE	67139	2	BRITISH ENGLISH BOARDING SCH	51.1	44.1	53.5	38.8	39.4	48.5	16	16	0	9	3	0	12	0	4	26.02
BANKE	67140	1	JANTA MADHMIK BIDHYALAYA B.	19.3	34.3	18.5	20.9	33.4	29.5	51	50	0	2	10	1	13	0	37	-7.62
BANKE	67141	1	MADARASA DARUL ULUM BARKA	30	42.3	24.5	25	16.5	40.4	14	14	0	1	1	0	2	0	12	-13.7
BANKE	67142	1	NE. RA. MA. VI. GODAHANA SONP	25.2	40.2	28.6	16	18.5	33.2	10	10	0	0	2	0	2	0	8	-11.3
BANKE	67143	1	ADARSHA MADHYAMIK VIDHYAL	4	5.8	0.6	2.2	2	10.2	5	2	0	0	0	0	0	0	2	-22.5
BANKE	67144	2	HIMALAYA VIDHYA NIKETAN BAN	52.7	52.9	62.2	42.7	31.2	54.7	19	19	0	11	3	0	14	0	5	25.46
BANKE	67145	1	SAMABESI MA. VI.TILAKPUR BANK	29.5	34.6	28.8	22.9	27.9	34.4	31	31	0	0	8	5	13	0	18	-0.48
BANKE	67146	2	BAL VIKAS ENGLISH MEDIUM SCH	43.5	37	50.7	32.1	49.5	36.2	25	25	0	10	10	1	21	0	4	28.86
BANKE	67147	2	SIDHARTHA VIDYA SADAN FULTRI	57.6	51.2	51.2	36.8	55.3	47.7	10	10	0	7	2	0	9	0	1	36
BANKE	67148	1	MADHYAMIK VIDHYALAYA BELBI	12.3	11.9	15.7	12.1	16.2	15.6	9	9	0	0	0	0	0	0	9	-22.5
BANKE	67150	2	BRIDGE INTERNATIONAL SCHOOL	57	50.5	47.5	34.5	48.9	53.3	22	22	0	13	7	0	20	0	2	35.28
BANKE	67151	1	NE RA MA VI KACHANAPUR 1 AGA	30.3	45.4	33.8	25.1	43.2	35.4	30	30	0	3	10	0	13	0	17	3
BARDIYA	68001	1	MAHAKAVI DEVKOTA MA VI MATI	21.1	38.6	26.4	17.7	28	23.7	72	72	0	1	12	3	16	0	56	-10.2
BARDIYA	68002	1	AMAR SHAHEED DASHRATH CHAN	20.1	36.9	16.4	17.6	27.1	32.4	219	219	0	5	26	2	33	0	186	-13.9
BARDIYA	68003	1	CHURE MA VI JUDPANI BAGNAHA	26.7	46.1	31.6	25.4	29.1	34.7	132	131	1	21	25	1	48	0	83	0.04
BARDIYA	68004	1	AMAR JYOTI MA VI SITAPUR	30.2	45.1	21.3	16.4	30.5	34.2	64	64	1	6	6	1	14	0	50	-8.88
BARDIYA	68005	1	SHARADA MA VI MANPUR MAINAI	25	43.3	26.5	18.3	28.6	28.8	64	64	1	3	4	5	13	0	51	-10.9
BARDIYA	68006	1	YUBAK MA VIJOGIGAUN	23.7	43.6	28.9	26.5	34.4	38	127	127	0	12	30	3	45	0	82	-1.74
BARDIYA	68007	1	TRIBHUVAN MA VI KAKAURA DEU	26	38.6	19.3	15.8	31.3	31.4	95	94	0	9	8	1	18	0	76	-10.8

**PERFORMANCE OF ALL SCHOOLS IN SLC EXAMINATION BY DISTRICTS**  
**2071 BS (2015 AD)**

DISTRICT	SCODE	ST	SCHOOL	AVERAGE MARKS IN COMP. SUBJECTS						STUDENT		PASS DIVISION					WLD	FLD	SEM
				ENG	NEP	MAT	SCI	SOC	HPE	TAP	TAPRD	DIS	FIR	SEC	TIR	PASS			
BARDIYA	68008	1	KISAN MA VI BADALPUR	17	31.9	9.1	8	14.2	22.4	86	86	0	2	0	0	2	0	84	-20.9
BARDIYA	68009	1	EK PRIYA RATHOR MA VI PATABH	22.6	40.2	22.8	15.7	25.5	36.5	222	221	0	5	33	2	40	0	181	-12.2
BARDIYA	68010	1	ANSHUBARMA MA VI MAGARAGA	22.2	39.6	16.1	21.2	24.4	32	128	128	0	5	13	0	18	0	110	-14.2
BARDIYA	68011	1	JANATA MA VI GOLA	17.8	39	14.3	11.2	27.3	34.1	139	137	0	4	6	1	11	0	126	-17.7
BARDIYA	68012	1	VIDYA JYOTI MA VI KANTHAPUR	29	47.5	22.2	16.9	27.3	33	90	90	0	7	15	1	23	0	67	-7.36
BARDIYA	68013	1	TRIBHUVAN MA VI SURYA PATUW	18.6	34.6	16.6	15.7	22.7	22.7	156	153	0	3	17	2	22	0	131	-14.3
BARDIYA	68014	1	SHUKRA MA VI SHUKRA BASTI TA	30.6	41.1	28.2	21.1	31.9	36.8	76	76	0	2	21	2	25	0	51	-3.96
BARDIYA	68015	1	JANATA MA VI BELAWA	19.8	35.9	14.2	15.9	14.2	31.3	94	93	0	1	4	1	6	0	87	-18.9
BARDIYA	68016	1	NEPAL RASTRIYA MA VI DHODARI	21.2	35.7	25.7	27.4	33.3	34	66	66	0	0	18	3	21	0	45	-5.05
BARDIYA	68017	1	GURANSH MA VI SANOSHREE	32.5	44.9	31.1	21.4	28.9	41.9	154	152	2	12	41	0	55	0	97	-0.91
BARDIYA	68018	1	BAGALAMUKHI RADHAKRISHNA T	31.1	47	42.9	29.7	45.2	34.5	128	126	3	20	48	7	78	0	48	14.19
BARDIYA	68019	1	BHAGAWATI SAN MA VI TILKANA	25.4	43.8	18.6	16.9	40.1	42.8	68	67	0	6	9	0	15	0	52	-8.9
BARDIYA	68020	1	PASHUPATI MA VI PASHUPATINAG	13.5	28.2	16.2	16.5	20.2	27.1	135	134	1	3	5	1	10	0	124	-17.9
BARDIYA	68021	1	JAGADAMBA MA VI MADHEILA	20.6	33.8	31.4	11.2	29.3	30.1	107	105	0	4	11	1	16	0	89	-13.6
BARDIYA	68022	1	SARASWOTI MA VI SHAKTIPUR	21.3	26.5	14.2	15.5	12.8	29.5	42	42	0	1	1	1	3	0	39	-18.4
BARDIYA	68023	1	JANATA MA VI RAMMAPUR	18.8	41.5	20	21.6	33.7	29.3	144	142	2	6	20	3	31	0	111	-9.58
BARDIYA	68024	1	MANPUR MA VI TAPARA	19.1	36.3	12.4	13.9	16.2	24.9	199	197	0	3	3	0	6	0	191	-20.6
BARDIYA	68025	1	JANASEWA MA VI BAIDI	24.3	48.5	27.1	16.3	20.5	33.5	128	128	0	9	12	0	21	0	107	-12.5
BARDIYA	68026	1	PANCHAJANYA MA VI PADANAHA	25.7	44.9	25.7	20.9	27.5	36.7	124	124	0	7	24	0	31	0	93	-7.8
BARDIYA	68027	2	JANJYOTI SECONDARY BOARDING	60.6	60.1	83.4	48	72.7	56.1	47	47	11	35	1	0	47	0	0	48.27
BARDIYA	68028	1	BHRIKUTI MA VI DEUDHAKALA	19.4	37.8	20.2	12.1	25.9	25.2	105	104	0	5	7	1	13	0	91	-15
BARDIYA	68041	1	NEPAL RASTRIYA MA VI GODIYAN	23.6	38.1	21.8	18.7	19.7	24.6	76	74	0	3	10	1	14	0	60	-11.5
BARDIYA	68042	1	JANAJYOTI MA VI BAKUWA SHIVA	21	42.3	18.4	17.8	20.9	29.2	132	130	0	11	6	1	18	0	112	-13.8
BARDIYA	68043	1	TRIBHUVAN MA VI KANCHANPUR	27.2	45.4	24	23.8	29.1	37.1	100	98	1	14	12	1	28	0	70	-4.65
BARDIYA	68044	2	BAGESWORY ENGLISH MEDIUM SC	42.5	48.2	39.8	23.3	35.8	39.5	23	23	2	6	3	0	11	0	12	9.62
BARDIYA	68045	1	NEPAL RASTRIYA MA VI MOTIPUR	27	42	18.1	16.2	31.8	34.4	123	117	0	9	13	0	22	0	95	-11.1
BARDIYA	68047	2	RAM JANAKI ENGLISH BOARDING	36.9	45.4	33.2	28.4	34.2	38.5	32	32	0	6	5	0	11	0	21	-1.05
BARDIYA	68049	2	KARNALI E M BOARDING SCHOOL	53.8	51.6	64.8	46.5	42.2	49.4	40	40	10	17	8	0	35	0	5	38.06
BARDIYA	68050	2	SUNRISE SECONDARY BOARDING	61.2	64	83.4	53.4	57.3	54.1	18	18	4	14	0	0	18	0	0	48.33
BARDIYA	68051	1	NEPAL RASTRIYA SHAMBHU SHAR	22.6	33.1	16.5	19	31.5	30.1	159	156	0	7	14	2	23	0	133	-13.8

**PERFORMANCE OF ALL SCHOOLS IN SLC EXAMINATION BY DISTRICTS**  
**2071 BS (2015 AD)**

DISTRICT	SCODE	ST	SCHOOL	AVERAGE MARKS IN COMP. SUBJECTS						STUDENT		PASS DIVISION					WLD	FLD	SEM
				ENG	NEP	MAT	SCI	SOC	HPE	TAP	TAPRD	DIS	FIR	SEC	TIR	PASS			
BARDIYA	68052	1	DHRUBA MA VI TULSIPUR GULARI	19.9	33.8	28.4	25.2	28.4	28.5	59	59	0	0	8	1	9	0	50	-14.1
BARDIYA	68053	1	NE RA GANESH MA VI PRASENIPUR	19	39.7	17.6	17.1	34.3	33.7	103	103	0	0	10	0	10	0	93	-17
BARDIYA	68054	1	SHREE NE RA PRA MA VI BHAISAHA	14.5	31.2	13.5	12	18.6	27.6	128	127	0	2	4	1	7	0	120	-19.3
BARDIYA	68056	1	DHARMA BHAKTA SECONDARY SCHOOL	20.1	35.5	22.2	18.7	17.7	21.5	109	108	0	3	6	1	10	0	98	-17.1
BARDIYA	68057	2	SHREE GGN ENGLISH MEDIUM SCHOOL	55.3	45.3	47.1	39.3	44.9	48.2	28	28	3	11	8	0	22	0	6	28.93
BARDIYA	68058	1	NEPAL RASTRIYA SECONDARY SCHOOL	23.4	50.3	22.5	17.2	27.9	32.7	66	66	0	0	10	1	11	0	55	-13.3
BARDIYA	68059	1	ADARSHA SECONDARY SCHOOL, N	20.2	35.7	14.7	9.7	21.3	20.7	26	26	0	1	0	0	1	0	25	-19.9
BARDIYA	68060	1	JANAPRIYA SECONDARY SCHOOL,	22.3	35.6	19	20.6	25.4	29.7	42	42	0	1	6	1	8	0	34	-11.7
BARDIYA	68061	1	JAY KALIKA SECONDARY SCHOOL	28.1	43.8	19.8	16.2	36	40.3	112	112	0	9	20	0	29	0	83	-7.03
BARDIYA	68062	1	JANCHETANA SECONDARY SCHOOL	34.5	52.9	36.1	28.1	41.7	43.5	72	72	0	9	41	3	53	0	19	19.91
BARDIYA	68063	1	JANAKI SECONDARY SCHOOL, JAN	19.6	38.1	17.8	18.3	19.6	33.2	131	129	0	3	7	1	11	0	118	-17.5
BARDIYA	68064	1	KISAN SECONDARY SCHOOL, PHA	23.2	37.3	19.1	20.6	21	26.2	86	86	0	2	11	1	14	0	72	-13.2
BARDIYA	68065	1	NEPAL RASTRIYA SECONDARY SCHOOL	18.2	38.2	15.1	14.2	15.9	33.6	96	91	0	1	10	1	12	0	79	-15.1
BARDIYA	68066	1	PURNA HIRA SECONDARY SCHOOL	24.6	53.5	24	20.1	27.4	31	68	68	0	5	9	0	14	0	54	-10.1
BARDIYA	68067	1	BHRIKUTI SECONDARY SCHOOL, C	20.5	48.6	16	13.5	25	29.8	77	77	0	1	5	0	6	0	71	-18
BARDIYA	68068	1	LAXMI SECONDARY SCHOOL, CHE	22.1	48.4	16	20.6	22	42.7	39	39	1	0	3	0	4	0	35	-16.1
BARDIYA	68069	1	RAMJANKI SECONDARY SCHOOL,	22.8	48.7	22.4	22.4	23.8	30	67	67	0	3	11	0	14	0	53	-10.2
BARDIYA	68070	1	BHAWANI SECONDARY SCHOOL, S	26.3	37.4	25.8	22.6	21.2	33.9	91	91	0	6	10	1	17	0	74	-11.4
BARDIYA	68071	2	ARANIKO ENGLISH MEDIUM SCHOOL	58.8	55.5	68.9	41	54.2	53.4	26	26	4	16	6	0	26	0	0	44.71
BARDIYA	68072	1	DEEP JYOTI MA VI, JAMUNI	24.4	42.7	18.1	24.5	26.3	31.9	61	61	0	8	8	0	16	0	45	-6.27
BARDIYA	68073	1	GYAN JYOTI MA VI, CHHATRAPATI	20.6	34	13.8	9.8	26.7	25.2	97	97	0	1	9	0	10	0	87	-16.6
BARDIYA	68074	1	NE RA MA VI, NAYAGAUN	16	31.9	13.3	8.9	22.9	37	69	69	0	0	3	0	3	0	66	-20.1
BARDIYA	68075	2	BHERI PUBLIC SHIKSHALAYA, NEU	50.8	48.8	55.6	32	41.3	48.8	29	29	0	14	5	0	19	0	10	19.78
BARDIYA	68076	1	PADMA KUMARI MA VI, BADALPUR	18.9	43.3	14.8	18.4	22.8	29.9	51	51	0	2	3	2	7	0	44	-14.7
BARDIYA	68077	3	MAHAKABI DEVKOTA MA VI, GUL	13.7	21.7	11.8	11	19.2	20.3	61	46	0	1	3	3	7	0	39	-14.3
BARDIYA	68078	1	BHANUBHAKTA MA VI, SIUNIYA	23.7	37.4	14	18.5	22.7	30.7	54	53	0	2	4	0	6	0	47	-15.7
BARDIYA	68079	2	BANSGADHI ACADEMIC PUBLIC SCHOOL	55.6	60.1	58.8	37.9	52.1	56	28	28	1	17	9	0	27	0	1	39.51
BARDIYA	68080	1	KALIKA MA VI, CHANAURA	23.2	34.6	14.6	12.9	20.6	25.6	124	123	0	1	12	2	15	0	108	-15.7
BARDIYA	68081	2	JANAMUKHI SECONDARY BOARDING	50.8	53.8	55.6	38.6	51.6	50	5	5	1	3	0	0	4	0	1	34.5
BARDIYA	68082	1	NE RA MA VI, PRAYAGPUR	16.5	23.8	17.9	14.3	22.3	24.6	26	26	0	1	1	0	2	0	24	-17.7

**PERFORMANCE OF ALL SCHOOLS IN SLC EXAMINATION BY DISTRICTS**  
**2071 BS (2015 AD)**

DISTRICT	SCODE	ST	SCHOOL	AVERAGE MARKS IN COMP. SUBJECTS						STUDENT		PASS DIVISION					WLD	FLD	SEM
				ENG	NEP	MAT	SCI	SOC	HPE	TAP	TAPRD	DIS	FIR	SEC	TIR	PASS			
BARDIYA	68083	1	NE.RA.MA.VI DHANURA DHODHA	25.6	40.8	29.7	34	28.6	42.6	59	58	0	5	21	1	27	0	31	4.49
BARDIYA	68084	1	NE .RA.MA.VI KARMALA ,NEULAP	20.8	42.8	22.8	18.6	20.6	33.5	68	68	0	2	7	0	9	0	59	-14.7
BARDIYA	68085	1	KISAN MA.VI BANKATTI ,BAGNA	28.5	39.2	30.9	20.6	30.7	34.9	69	68	0	3	22	1	26	0	42	-0.64
BARDIYA	68086	1	KOTAHI MA VI TULAPUR GULARIY	16.6	38.1	17.8	16.6	25.5	31.2	50	50	0	0	6	2	8	0	42	-13.9
BARDIYA	68087	1	SARASWOTI MA VI, SORHAWA-2, J	27.9	47.4	35	19.9	36.1	35.1	43	43	0	5	12	1	18	0	25	2.13
BARDIYA	68088	1	NEPAL RISTRAYA MA VI, MAINAP	24.6	43.3	13.3	11.1	27.5	28.8	28	28	0	0	4	0	4	0	24	-14.5
BARDIYA	68089	1	BHERI MA VI, LALITAPUR, RAJAPU	22.2	41	28.6	19.4	20.7	27.7	100	99	0	2	9	5	16	0	83	-13.7
BARDIYA	68090	1	JANA JYOTI MA VI DHADHAWAR-6	27.3	48.7	32.2	28.5	40.9	33.2	31	31	0	5	8	2	15	0	16	5.9
BARDIYA	68091	1	JEEVAN JYOTI MA VI BELAWA-7, B	19.3	38.4	13.1	15.4	20.2	32.5	54	54	0	2	3	1	6	0	48	-16
BARDIYA	68092	1	JANATA MA VI MOTIPUR-2, BARDI	22.6	38.9	19.3	17.7	31.9	33.4	71	71	0	3	12	1	16	0	55	-9.49
BARDIYA	68093	2	LITTLE HEAVEN ENGLISH ACADEM	61	65.8	81.4	53.5	53.9	59.2	12	12	5	7	0	0	12	0	0	51.25
BARDIYA	68094	2	BBAS MEMORIAL SCHOOL THAKU	45.5	56.3	40.7	31.4	51	41.5	33	33	1	12	9	0	22	0	11	19.89
BARDIYA	68095	2	BALJYOTI ACADEMY, DEUDHAKA	42.6	58.9	42.1	27.9	35.5	40.4	40	40	0	10	19	0	29	0	11	21.09
BARDIYA	68096	2	KRISHNASHAR VIDHYA NIKETAN,	54	55.7	47.1	21	39.1	48	7	7	0	2	3	0	5	0	2	20.89
BARDIYA	68097	2	PATRIOT ENGLISH MEDIUM SCHOC	63.7	68.2	83.8	55.2	63.2	61	12	12	7	5	0	0	12	0	0	53.75
BARDIYA	68098	1	SHREE NPAL RASTRIYA MA VI, BA	21.6	39.1	25.4	12.3	16.3	30.8	58	58	0	2	3	0	5	0	53	-17.3
BARDIYA	68099	1	SHREE SARASWATI MA VI	19.3	44.8	29.1	17.4	31.8	31.3	42	42	0	0	13	0	13	0	29	-5.09
BARDIYA	68100	1	DHARMA JYOTI MA VI	21.1	43.6	16.7	12.8	24.2	25.8	56	55	0	1	2	0	3	0	52	-19.2
BARDIYA	68101	2	OCCIDENTAL ACADEMY	58.3	61.9	57.1	38.1	41.9	45.3	12	12	0	8	4	0	12	0	0	41.25
BARDIYA	68102	1	AMAR SHAHID SHREE DASHARATI	17.9	38.4	23.6	19.8	28.7	23.8	45	45	0	0	9	2	11	0	34	-9.18
BARDIYA	68103	2	SHUVAKAMANA ACADEMY	65.4	58.8	59.2	48.1	56	58.8	22	22	6	15	1	0	22	0	0	48.58
BARDIYA	68104	2	SHREE GREEN GLOBAL ACADEMY	44.2	45.6	33.2	25	32.5	48.8	30	30	0	6	9	0	15	0	15	7.88
BARDIYA	68105	2	THE VOICE ACADEMY	51.3	57.2	53.5	48.1	49.7	52.7	15	15	1	11	1	0	13	0	2	36.25
BARDIYA	68106	2	RENAISSANCE SECONDARY BOAR	52.8	60.5	43.6	40.1	37.2	36.6	19	19	0	5	12	0	17	0	2	30.79
BARDIYA	68107	2	NAVA PRATIBHA SECONDARY ENG	49.7	50.5	38.5	39.6	35.3	37.8	15	15	0	2	10	0	12	0	3	24
BAJURA	69001	1	BHANODAYA MA VI NAUBIS	22.6	45.2	42.2	29.6	41.2	32.9	32	32	0	4	14	4	22	0	10	16.36
BAJURA	69002	1	JANA PRAKASH MA VI KOLTI	33	46.2	35.8	33.3	47	33.6	106	106	0	18	53	3	74	0	32	18.4
BAJURA	69003	1	SHAMBHU SUNANDA MA VI JUKO	23	31.7	32	24.9	28.9	33.4	46	46	0	1	18	2	21	0	25	3
BAJURA	69004	1	MALIKA MA VI MARTADI	25.7	46.4	27.9	25	36.2	34	123	121	0	9	34	6	49	0	72	0.63
BAJURA	69005	1	MASTESWORI MA VI DOGADI	22.8	44.6	38.8	27.9	32.6	32.7	33	33	0	5	8	1	14	0	19	2.77

**PERFORMANCE OF ALL SCHOOLS IN SLC EXAMINATION BY DISTRICTS**  
**2071 BS (2015 AD)**

DISTRICT	SCODE	ST	SCHOOL	AVERAGE MARKS IN COMP. SUBJECTS						STUDENT		PASS DIVISION					WLD	FLD	SEM
				ENG	NEP	MAT	SCI	SOC	HPE	TAP	TAPRD	DIS	FIR	SEC	TIR	PASS			
BAJURA	69006	1	TRI SHAKTI MA VI BARABIS	16.8	34.9	29.2	18.5	35	31.1	46	46	0	3	7	0	10	0	36	-9.54
BAJURA	69007	1	TRIBHUWANESHWARI MA VI CHH	14.7	30.7	25.1	24.4	27.9	31.1	48	48	0	3	6	0	9	0	39	-11.3
BAJURA	69008	1	KANDA BHAWANI MA VI KANDA	8.3	26.8	9.7	13.6	30.9	18.7	50	43	0	2	1	0	3	0	40	-18.1
BAJURA	69009	1	KIRTICHAUR MA VI MANAKOT	12.4	33.8	10.7	11.3	33.2	16.4	50	49	0	0	1	1	2	0	47	-20.4
BAJURA	69010	1	SWAMI KARTIK MA VI WAI	36.8	40.6	37.6	23.7	44.2	33.7	55	55	0	9	27	0	36	0	19	16.16
BAJURA	69011	1	PASHUPATI MA VI TAPRA	23.5	42.4	30.9	26.7	37.7	34	113	113	0	8	40	2	50	0	63	3.01
BAJURA	69012	1	RATNA MA VI SELIPHAL	19.8	45.2	31.6	25.8	42	33.7	72	72	1	7	15	0	23	0	49	-3.07
BAJURA	69013	1	KAILASH MA VI MAHATI	18.1	30.2	29.8	22.4	26.9	32.1	55	48	0	2	18	2	22	0	26	3.34
BAJURA	69014	1	TOLI DEWAL DANDA MA VI TOLI	13.3	30.6	13.8	18.8	26.8	24.2	95	92	0	1	7	3	11	0	81	-16
BAJURA	69015	1	DASHRATH MA VI AATICHAUR	16.3	40.6	14.1	21.9	44.1	31.4	65	65	0	2	5	1	8	0	57	-15.4
BAJURA	69016	1	BADI MALIKA MA VI DHIM	24.4	40.4	32.9	25	43.8	34	51	49	0	3	31	1	35	0	14	18.17
BAJURA	69017	1	JALPADEVI MA VI KHETIPATAL JU	19.7	36.3	16	22.6	39.3	26.4	51	51	0	0	8	1	9	0	42	-12.8
BAJURA	69018	1	SATYA MA VI PANDUSAIN	29.7	37.8	30	21.7	41.5	30.2	87	86	0	6	31	0	37	0	49	2.49
BAJURA	69019	1	BAL VIKAS MA VI MAJHPALI DAHA	21.2	37	20.5	24.4	41	27.9	31	31	0	0	4	2	6	0	25	-12.2
BAJURA	69020	1	MASTESWARI MA VI PANDHARA	14.9	31.9	15.7	18.3	28	27.6	64	64	0	2	4	0	6	0	58	-16.9
BAJURA	69021	1	JANAJYOTI MA VI DAHAKOT	17.2	31.7	6	17.1	22.4	21.3	27	26	0	0	0	0	0	0	26	-22.5
BAJURA	69022	1	KHAPAR DEWASTHALI MA VI GUD	15	35.4	24	23.8	42.2	32.8	44	44	0	3	5	0	8	0	36	-11.5
BAJURA	69023	1	RAGHUMATA MA VI SHAPPATA, B	17.2	32.8	21.2	17.3	24.3	26.8	112	109	0	1	14	1	16	0	93	-14.2
BAJURA	69024	1	NEPAL RASTRIYA MA VI JADANGA	20.8	42.2	21.3	19.4	28.8	29.7	54	54	0	3	8	1	12	0	42	-9.56
BAJURA	69025	1	SHAILESHWORY MA VI, PHAITI	30.7	40.6	26.4	30.6	50.4	32.3	41	40	2	5	8	0	15	0	25	1.31
BAJURA	69026	1	SARASWATI MA VI DHADAKOT	31.9	36.5	25.5	18.5	30.1	31.1	64	62	0	2	15	1	18	0	44	-5.96
BAJURA	69027	1	DEVASTHALI MA VI MATESANGU	8.9	29.5	13.5	13.2	41	26.8	11	11	0	0	0	0	0	0	11	-22.5
BAJURA	69028	1	DEWALKOT MA VI GOTRI	14.6	26.6	16.4	14.7	23	18.2	64	57	0	0	2	2	4	0	53	-18.9
BAJURA	69029	1	PARVATI MA VI, KAILASMANDU	24.7	45	40.5	25.1	38.2	31.6	21	21	0	1	10	0	11	0	10	7.5
BAJURA	69030	1	THUMA MA VI, NAUBISE	31.7	47.7	54.6	32.9	49.1	39.1	43	43	0	15	21	1	37	0	6	29.6
BAJURA	69031	2	BADI MALIKA ENGLISH SCHOOL, M	60.3	70.5	83.9	53.4	72	57.4	14	14	8	6	0	0	14	0	0	53.57
BAJURA	69032	1	GYANODAYA SECONDARY SCHOO	18.9	46.4	18.4	13.1	30.9	20.4	17	17	0	0	2	0	2	0	15	-15.9
BAJURA	69033	1	SARADA SECONDARY SCHOOL BA	17.3	37.5	29.5	18.6	31.5	27.8	46	45	0	2	6	0	8	0	37	-12
BAJURA	69034	1	BHAIRABNATH SECONDARY SCHC	34.3	42.4	35.3	31.5	51.5	34.1	28	27	0	9	8	0	17	0	10	16.67
BAJURA	69035	1	PHOOLPATA SECONDARY SCHOOL	22.8	37.4	23.7	26.1	48.4	35.3	15	15	0	0	4	1	5	0	10	-4.4



**PERFORMANCE OF ALL SCHOOLS IN SLC EXAMINATION BY DISTRICTS**  
**2071 BS (2015 AD)**

DISTRICT	SCODE	ST	SCHOOL	AVERAGE MARKS IN COMP. SUBJECTS						STUDENT		PASS DIVISION					WLD	FLD	SEM
				ENG	NEP	MAT	SCI	SOC	HPE	TAP	TAPRD	DIS	FIR	SEC	TIR	PASS			
BAJURA	69036	1	BICHCHHAYA SECONDARY SCHO	21.8	34.9	29.3	22.1	49.7	29.7	47	47	0	0	20	1	21	0	26	2.43
BAJURA	69037	1	PARVATI MA.VI. CHHATARA-8 SIM	34.1	51.9	45.8	30.2	44.7	39.7	27	27	0	6	16	0	22	0	5	25.83
BAJURA	69038	1	RAMESHOWRY SECONDARY SCHC	8.5	27.5	11.6	13.6	22	19	44	43	0	1	0	0	1	0	42	-20.9
BAJURA	69039	1	SHREE MALIKA SECONDARY SCHC	16.5	41.8	13.9	19.9	42.5	29.1	23	23	0	3	2	0	5	0	18	-8.8
BAJURA	69040	1	BHAWANI SECONDARY SCHOOL, C	13.1	32.9	13.5	17	38.4	27.4	25	24	0	0	0	0	0	0	24	-22.5
BAJURA	69041	3	MALIKA HIGHER SECONDARY SCH	13.5	32	18.7	16.5	27.6	20.5	21	20	0	0	2	1	3	0	17	-14.6
BAJURA	69042	1	AMLISH SECONDRAY SCHOOL DAI	18.2	37.1	15.8	20.9	27.5	30.3	26	26	0	0	4	0	4	0	22	-13.8
BAJURA	69043	1	LAAXMI SECONDARY SCHOOL BA	12.8	29.8	25.3	16.4	18.6	21.9	27	27	0	0	2	0	2	0	25	-18.3
BAJURA	69044	1	DHURALSAIN SECONDARY SCHO	23.8	41	31	20.7	37	33.6	44	44	0	2	13	2	17	0	27	-0.7
BAJURA	69045	1	BHAGAWATI SECONDARY SCHOOL	11.9	30.8	25.9	23.3	27.6	30.8	26	26	0	0	4	1	5	0	21	-12.1
BAJURA	69046	1	SINGADA SECONDARY SCHOOL B	11.5	28.3	28.8	22.8	27	30.7	24	24	0	0	2	0	2	0	22	-17.8
BAJURA	69047	1	SATYAVADI MA.VIJUJADA 2 BAJU	28	49.9	34	23.5	36.4	32.9	24	24	0	1	11	0	12	0	12	6.09
BAJURA	69048	1	MANAKOT MA.VI.THALA BAJURA	15.3	31.5	28.9	12.2	15.8	18.5	13	13	0	0	0	1	1	0	12	-18.9
BAJURA	69049	1	NANDESHOWRI SECONDARY SCHC	21.4	34.8	34.8	23.9	26.5	33.4	42	42	0	1	9	4	14	0	28	-4.41
BAJURA	69050	2	SUJANE E.M. SECONDARY BOARD	46	58.8	75.3	51.6	64.9	52.9	12	12	2	9	1	0	12	0	0	46.56
BAJURA	69051	1	CHOYAKOT SECONDARY SCHOOL	18	42.3	13.6	17.3	44.1	31.5	23	23	0	0	1	0	1	0	22	-20.1
BAJURA	69052	1	BANDHU MA.VI.BHARATI KAUSAD	34.9	39.6	28.1	29.8	45.3	34.6	58	58	0	6	23	0	29	0	29	6.79
BAJURA	69053	1	KULADEVI SECONDARY SCHOOL	21.1	26.3	21.5	25.6	29.4	31.2	30	29	0	1	8	0	9	0	20	-4.66
BAJURA	69054	1	BAGESHOWRI SECONDARY SCHO	21.1	32.5	33.1	24.1	40.1	32.7	20	20	0	0	9	2	11	0	9	7.46
BAJURA	69055	1	DEV DANDA SECONDARY SCHOOL	16.6	33.1	40.2	22.7	28.5	28.8	22	22	0	0	3	2	5	0	17	-10.6
BAJURA	69056	1	BADIMALIKA SECONDARY SCHO	17.5	38.6	25.3	15.1	21.5	29.8	32	32	0	0	4	0	4	0	28	-15.5
BAJURA	69057	1	SHAMBU SHUNANDA SECONDARY	16.7	36.6	28.5	20.7	33.6	34	36	35	0	2	8	1	11	0	24	-4.46
BAJURA	69058	1	KAILASHESHORI SECONDARY SCH	12.1	34.3	10.6	10.8	40.5	19.4	13	12	0	0	0	0	0	0	12	-22.5
BAJURA	69059	2	CONVERSE ACADEMY MARTADI-5	55.6	67	70.1	45.4	73.4	55.8	13	13	1	12	0	0	13	0	0	46.15
BAJURA	69060	1	SARASWATI SECONDARY SCHOOL	19.7	48.2	16	24.1	44.4	33.4	15	15	0	0	2	1	3	0	12	-11.9
BAJURA	69061	1	KAILASHSWORI SECONDARY SCHC	17.7	39.1	29	22.3	31.7	28.7	28	27	0	0	8	1	9	0	18	-4.11
BAJHANG	70001	1	JANAPRIYA MA VI BAGADGAUN	28.9	41.1	39.1	27.2	42.9	40.8	49	49	0	10	15	3	28	0	21	11.34
BAJHANG	70002	1	THALARA MA VI KHOLI THALARA	28.3	38.9	28.1	21.4	31	35.4	104	102	0	8	25	8	41	0	61	0.23
BAJHANG	70003	1	SHANTI MA VI CHOUGHANPATA	16.9	36	25.4	21.5	32.4	27.2	88	86	0	4	14	0	18	0	68	-10.2
BAJHANG	70004	1	SARASWATI MA VI BUGADA BUNG	24.6	41.4	43.2	24	43.6	36.8	49	49	0	2	25	2	29	0	20	10.85

**PERFORMANCE OF ALL SCHOOLS IN SLC EXAMINATION BY DISTRICTS**  
**2071 BS (2015 AD)**

DISTRICT	SCODE	ST	SCHOOL	AVERAGE MARKS IN COMP. SUBJECTS						STUDENT		PASS DIVISION						WLD	FLD	SEM
				ENG	NEP	MAT	SCI	SOC	HPE	TAP	TAPRD	DIS	FIR	SEC	TIR	PASS				
BAJHANG	70005	1	KHAPTAD MA VI KALUKHETI CHH	19.2	47.4	19.4	23.8	28.5	38.3	50	50	0	1	9	0	10	0	40	-11	
BAJHANG	70006	1	DURGA BHAWANI MA VI TALKOT	14.4	36.4	20.7	22.9	36.1	27.9	79	79	0	0	11	0	11	0	68	-14.7	
BAJHANG	70007	1	BHAIRAV MA VI JHOTA	26.9	43.7	33.2	19.5	23.7	31.7	79	78	0	1	19	0	20	0	57	-7.64	
BAJHANG	70008	1	CHAUNDHARY MA VI JUJI	21.6	42.2	37.1	26.8	33.4	33.6	95	95	0	5	32	1	38	0	57	0.49	
BAJHANG	70009	1	MAHADEV MA VI BUNGAL ATHPA	18.7	38.9	25	24.7	42.9	33.7	65	65	0	8	9	0	17	0	48	-6.4	
BAJHANG	70010	1	SATYABADI MA VI BHOPUR	26.3	44.2	34.8	29.2	37.9	40.5	110	110	0	13	32	3	48	0	62	3.11	
BAJHANG	70011	1	SUNKUDA MA VI CHIR	28.4	48.6	45.2	27.2	42.4	36.8	71	71	0	9	31	4	44	0	27	13.24	
BAJHANG	70012	1	JALAPA MA VI RITHAPATA DEWAI	21.7	42.2	24.5	22.7	34.3	36	71	70	0	2	14	1	17	0	53	-8.66	
BAJHANG	70013	1	CHANDRODAYA MA VI BHADSAIN	17.4	36.1	16.1	16.5	27.4	29.3	41	41	0	1	3	1	5	0	36	-15.6	
BAJHANG	70014	1	GARJEPANI MA VI RAYAL	29.3	41	34.3	22.3	33.9	38	29	29	0	1	13	0	14	0	15	5.04	
BAJHANG	70015	1	SURMA MA VI THAKUNNADA	18.3	35.6	28.1	29.7	32.7	34.3	33	31	0	0	16	0	16	0	15	6.53	
BAJHANG	70016	1	KEDAR MA VI DEULIKOT	24.1	45.6	38.4	20.8	36.8	39.9	28	28	0	0	15	0	15	0	13	7.63	
BAJHANG	70017	1	KULMAST JAN MA VI BHATEKHOL	16	36.5	27.3	20.9	35.7	33.9	102	102	0	1	21	0	22	0	80	-10.3	
BAJHANG	70018	1	MAHADEV MA VI LIM SYADY	12.3	30.7	16.4	16.3	24.2	25.4	56	56	0	1	5	0	6	0	50	-16.3	
BAJHANG	70019	1	LAMATOLA MA VI LAMATOLA CHI	21.9	38.6	31.5	24.3	44.9	36.5	85	84	1	3	16	2	22	0	62	-7.29	
BAJHANG	70020	1	DURGA MA VI SAINPASELA	17.9	48.2	29.9	20	43	36.3	76	75	0	5	14	1	20	0	55	-6.88	
BAJHANG	70021	1	MAHESWORY MA VI GADARAYA C	19.1	36.4	22.8	22.6	38.9	34.8	64	64	0	7	11	0	18	0	45	-5.1	
BAJHANG	70022	1	SUNI PIPAL CHAUR MA VI SUBEDA	28.9	44.1	31	20.9	37.9	38.1	108	107	0	11	20	1	32	0	75	-4.61	
BAJHANG	70023	1	PANDU MA VI PADES HEMANTAW	32.4	47.4	38.2	23.7	45.6	36.8	51	51	0	11	18	0	29	0	22	11.91	
BAJHANG	70024	1	SHANTI MA VI PARAKATNE	29.1	57.3	31.1	28	42.8	45.7	31	31	0	3	13	0	16	0	15	7.62	
BAJHANG	70025	1	BETAL MA VI DEURA RATAPANI	30.8	39.7	46.4	24.9	37.3	30.6	60	55	0	5	42	2	49	0	6	28.28	
BAJHANG	70026	1	BANNICHOOR MA VI BANNICHOOR	16.8	34.2	18.3	12.3	35.8	24	79	67	0	1	9	0	10	0	54	-12.9	
BAJHANG	70027	1	SATYAVADI MA VI JAYAPRITHVIN	7.8	18.9	14.6	10.9	16.6	14.7	73	61	0	0	3	0	3	0	46	-15.3	
BAJHANG	70028	1	GHACHAYA MA VI KOTDEWAL	24.3	44.9	40.5	27.8	41.3	39.6	43	43	0	4	13	1	18	0	25	1.87	
BAJHANG	70029	1	BHAWANI MA VI MADAUKATNE T	22.7	37.6	28.2	20.4	26.5	34.5	75	73	0	2	18	1	21	0	52	-6.14	
BAJHANG	70030	1	DEVESHWARY MA VI DEULEKH	18.2	42.4	21.5	18.9	29.6	31.3	53	53	0	0	7	0	7	0	46	-15.1	
BAJHANG	70031	1	SHARADA MA VI DANGAJEE	22.6	36.7	32.5	19.9	29.7	30.9	33	33	0	0	13	1	14	0	19	1.07	
BAJHANG	70032	1	CHANDRA MA VI DAHABAGAR GIR	13	34.9	16.3	19.1	37.8	30.2	43	42	0	0	1	0	1	0	41	-21.2	
BAJHANG	70033	1	SATYA MA VI TOLICHOUR BUNGA	21.9	45.6	32.1	25	31.1	35.8	36	36	0	4	10	0	14	0	22	0.62	
BAJHANG	70034	1	MAHENDRA MA VI DAHABAGAD	21.1	40.9	19.9	17.6	46.5	35.2	25	25	0	0	5	0	5	0	20	-11.3	

**PERFORMANCE OF ALL SCHOOLS IN SLC EXAMINATION BY DISTRICTS**  
**2071 BS (2015 AD)**

DISTRICT	SCODE	ST	SCHOOL	AVERAGE MARKS IN COMP. SUBJECTS						STUDENT		PASS DIVISION					WLD	FLD	SEM
				ENG	NEP	MAT	SCI	SOC	HPE	TAP	TAPRD	DIS	FIR	SEC	TIR	PASS			
BAJHANG	70035	1	SHIKSHODAYA MA VI BAGTHALA	19.5	41.9	32.9	25.1	33.2	34.3	24	24	0	0	12	0	12	0	12	5.63
BAJHANG	70036	1	BAL BIKASH MA VI GOLAI	27	37.5	28	20.9	37.2	32.8	62	61	0	1	13	5	19	0	42	-5.59
BAJHANG	70037	1	SHARADA SECONDARY SCHOOL T	18.2	39	30.1	22.2	34.1	34.2	33	33	0	1	7	2	10	0	23	-5.7
BAJHANG	70038	1	DURGA SECONDARY SCHOOL SHA	18.4	36.3	28.2	21.3	35.4	29.5	43	42	0	3	10	0	13	0	29	-4.29
BAJHANG	70039	1	KEDAR SECONDARY SCHOOL KHU	15.6	38.7	18.9	20.9	29.2	33	41	41	0	2	2	0	4	0	37	-16.5
BAJHANG	70040	1	KANYA SECONDARY SCHOOL BUN	17.2	42.2	30.1	19.9	31.3	35.8	18	18	0	0	5	0	5	0	13	-6.87
BAJHANG	70041	2	PURNACHANDRODAYA SECONDA	15.3	33.6	22.1	21.6	20.4	31.1	30	30	0	0	5	1	6	0	23	-10.8
BAJHANG	70042	1	RATNA SECONDARY SCHOOL BAG	17.9	37.6	23	23.9	39.2	27.2	56	56	0	0	7	3	10	0	46	-13
BAJHANG	70043	1	THALCHOUR SECONDARY SCHO	17.1	32.5	19	12.9	35.5	25.8	34	33	0	0	1	0	1	0	32	-20.8
BAJHANG	70044	1	MAJKHORI SECONDARY SCHOOL	19.3	41.5	27.7	23.7	39.1	34.5	48	45	0	2	19	1	22	0	23	5.28
BAJHANG	70045	1	PATADEWAL SECONDARY SCHO	16.1	32.8	24	20.3	37.9	28.8	36	35	0	1	5	0	6	0	29	-12.5
BAJHANG	70046	1	RILU CHAUR SECONDARY SCHO	21.1	42	30.5	21.2	29.8	33.6	55	55	0	0	11	5	16	0	39	-7.02
BAJHANG	70047	1	JAGANNATH SECONDARY SCHO	31.1	43.9	41.8	29.6	28.3	36.5	20	18	0	3	9	0	12	0	6	16.88
BAJHANG	70048	1	RATNA SECONDARY SCHOOL KHO	12	36	23.5	20.2	29.9	36.1	47	47	0	0	5	1	6	0	41	-15.5
BAJHANG	70049	1	SUNIKOT MA. VI., SUNIKOT	18.5	44.1	19.5	20.7	33.6	29.3	55	55	0	4	2	0	6	0	49	-15.5
BAJHANG	70050	1	DURGA MAHALINGA SECONDARY	19.6	38.4	20	19.2	29.8	34.8	51	50	0	0	5	0	5	0	45	-16.9
BAJHANG	70051	1	TRIBHUVAN SECONDARY SCHOOL	22.7	32.9	18	14	26.8	39.1	24	23	0	0	3	0	3	0	20	-15.2
BAJHANG	70052	1	KAILASH SECONDARY SCHOOL, L	27.7	41.1	35.7	21.6	30.7	32.6	25	25	0	1	12	0	13	0	12	7.2
BAJHANG	70053	1	SURYODAYA MA. VI., CHUWABA	21.9	37.6	20.1	17.6	29.8	29.1	19	19	0	0	2	0	2	0	15	-14.2
BAJHANG	70054	1	SHIV SECONDARY SCHOOL, PATA	29.7	44.8	35.2	30.3	32.5	41.9	15	15	0	1	9	0	10	0	5	15.75
BAJHANG	70055	1	SHREE HIMALAY SECONDARY SCH	18	36.8	17.4	15.9	24.2	35.3	32	32	0	0	4	0	4	0	28	-15.5
BAJHANG	70056	1	SHREE BAL BIKASH SECONDARY S	17.4	39.6	19.9	15.7	27	30.4	43	43	0	0	2	0	2	0	41	-19.9
BAJHANG	70057	1	SHREE CHANDRODAYA SECONDA	18.6	42.9	34.6	22.2	40.7	34.6	34	33	0	4	5	1	10	0	23	-4.39
BAJHANG	70058	1	SHREE NARAYAN SECONDARY SC	11.4	22	20.8	15.4	23.2	23.1	31	31	0	0	0	1	1	0	30	-21
BAJHANG	70059	1	DHALUN SECONDARY SCHOOL, K	19.8	35.3	34	17.9	25.4	27.9	13	12	0	0	5	0	5	0	7	0.94
BAJHANG	70060	1	MELTADI MA. VI., LAMTADA CHHA	18	36	23.5	21.4	30.4	35.1	40	40	0	4	6	0	10	0	30	-7.31
BAJHANG	70061	1	NAMADEU SECONDARY SCHOOL	20.9	41.1	10.7	18.8	26.4	23.7	19	19	0	0	1	0	1	0	16	-17.2
BAJHANG	70062	1	BHAGAWATI SECONDARY SCHO	13.6	41.3	25.6	23.2	52.7	27.9	19	19	0	0	2	0	2	0	17	-16.6
BAJHANG	70063	3	SATYABADI UCHCHA MA.VI.,BHO	27.8	41.1	19.8	19	29.3	38.5	22	21	0	1	6	0	7	0	14	-3.21
BAJHANG	70064	1	MASTA SECONDARY SCHOOL MAI	32.5	48.2	41.8	27.5	39.1	44.6	17	16	0	1	13	0	14	0	2	27.42

**PERFORMANCE OF ALL SCHOOLS IN SLC EXAMINATION BY DISTRICTS**  
**2071 BS (2015 AD)**

DISTRICT	SCODE	ST	SCHOOL	AVERAGE MARKS IN COMP. SUBJECTS						STUDENT		PASS DIVISION					WLD	FLD	SEM
				ENG	NEP	MAT	SCI	SOC	HPE	TAP	TAPRD	DIS	FIR	SEC	TIR	PASS			
BAJHANG	70065	1	CHAKRESHWOR SECONDARY SCH	27.6	44.6	41.8	25.6	39.6	39.3	40	40	0	7	18	3	28	0	12	18.11
BAJHANG	70066	1	DAULICHAUR SECONDARY SCHO	22.3	31.3	34.2	23.1	22.4	28.3	30	26	0	1	9	2	12	0	14	3.14
BAJHANG	70067	1	SAILESHWARY HIGH SCHOOL PAU	17.6	50	42.3	26.1	45	42.4	18	18	0	0	8	0	8	0	10	2.5
BAJHANG	70068	1	KOTIKHET SECONDARY SCHOOL E	17.3	40.2	20.8	24.2	34.4	35.4	17	17	0	0	3	0	3	0	14	-12.6
BAJHANG	70069	1	KAILASH BHAWANI SECONDARY S	28.8	43	29.9	25.5	26.2	33.8	13	12	0	1	4	0	5	0	6	3.75
BAJHANG	70070	1	MASTA SECONDARY SCHOOL, SAI	24.1	39.5	26.7	19.9	26.2	32.9	22	17	0	1	7	0	8	0	8	5.96
BAJHANG	70071	1	SITA RAM SECONDARY SCHOOL D	12.7	40	30.5	23.3	27.4	43.7	10	10	0	0	1	0	1	0	9	-16.9
BAJHANG	70072	1	ADHABBAGAR SECONDARY SCHO	14.5	27.8	15.4	14	20.4	22.3	25	24	0	0	1	0	1	0	23	-20.2
BAJHANG	70073	1	BHAWANI SECONDARY SCHOOL N	27.1	43.3	29.8	26.6	35.4	39.4	16	16	0	2	3	0	5	0	11	-3.52
BAJHANG	70074	1	SHARADA SECONDARY SCHOOL D	26.4	58.9	38.5	27.4	38.5	44.8	27	27	0	7	10	0	17	0	10	15.83
BAJHANG	70075	1	BANTHAPALI S S LEKGANU	24.9	51.1	37.1	21.9	43.6	38.8	54	53	0	7	22	0	29	0	24	9.76
BAJHANG	70076	1	SURMA BHAWANI S. S. KANDACH	24.9	40.8	26.5	20.8	25.1	36.1	15	14	0	2	3	0	5	0	8	0.8
BAJHANG	70077	1	KANDA MA.VI. KANDA	17.4	34.6	16.2	15	26.6	37	5	5	0	0	0	0	0	0	5	-22.5
BAJHANG	70078	1	BHAWANI MA.VI BANJH	31.7	46.8	22.7	23.9	31.5	43.2	18	18	0	1	2	0	3	0	13	-10
ACHHAM	71001	1	MAHENDRA MA VI BAYALPATA	19.4	36.6	12.8	17.6	30.3	24.6	120	120	0	2	12	0	14	0	106	-15.8
ACHHAM	71002	1	SHODASHA DEVI MA VI MANGALS	24.7	36.1	26.4	22.4	35.7	39.1	114	113	0	20	17	3	40	0	73	-0.86
ACHHAM	71003	1	VIDDHYA MANDIR MA VI BINAYA	39.1	55.9	41.5	30.2	39.8	35.2	86	86	0	17	52	1	70	0	16	25.4
ACHHAM	71004	1	TRIPURA SUNDARI MA VI SHRIKOT	17.9	33.9	22.6	22.5	35.8	27.4	65	64	0	4	10	1	15	0	49	-8.77
ACHHAM	71005	1	ANNAPURNA MA VI KALAGAON	15.5	28.1	7.3	19.2	30.3	26.5	46	44	0	0	2	0	2	0	42	-19.9
ACHHAM	71006	1	JANATA MA VI MELLEKH	28.6	45.6	27.5	22.3	41.2	39.6	73	73	0	4	25	0	29	0	44	0.46
ACHHAM	71007	1	JALPA DEVI MA VI DHANKU	15.5	35.7	16.9	16.9	37.5	26	61	60	0	2	6	0	8	0	52	-14.6
ACHHAM	71008	1	YASHODA MA VI NETAKOT	20.2	29.8	21.5	17.4	35.8	36.9	58	53	0	0	17	1	18	0	35	-3.58
ACHHAM	71009	1	KALIKESHWARI MA VI TURMAKHA	17.2	29.5	12.9	14.5	28.5	25.6	77	75	0	3	5	0	8	0	67	-16.1
ACHHAM	71010	1	SIDDHESHWORI MA VI DHAMALI	14.7	27.4	12.8	21.4	18.3	35.5	64	62	0	1	6	0	7	0	55	-16
ACHHAM	71011	1	BETALMANDAU MA VI GHUGHURI	22.5	46	25.1	25.4	38.5	38	25	25	0	2	7	1	10	0	15	0.51
ACHHAM	71012	1	RASTRIYA MA VI BAWALA	18.4	39.4	16.9	15.7	33.5	26.5	57	57	0	1	5	0	6	0	51	-16.4
ACHHAM	71013	1	PRABHA DHAMKOT MA VI PRABH	25.9	54.1	33.8	25.9	34.5	40.6	56	53	0	12	21	0	33	0	20	15.07
ACHHAM	71014	1	HIMALAYA MA VI KHALSAIN	13.4	37	12.8	19	29.7	22.2	45	44	0	1	4	0	5	0	39	-15.9
ACHHAM	71015	1	KALIKA MA VI BALDANDA JUPU	15.2	23.4	7.7	18.3	28.1	24.8	64	64	0	0	6	0	6	0	58	-17.2
ACHHAM	71016	2	BAIJANATH MA VI PAYAL	21.3	38.6	20.6	26.1	42	31.7	51	51	0	1	11	0	12	0	39	-9.04

**PERFORMANCE OF ALL SCHOOLS IN SLC EXAMINATION BY DISTRICTS**  
**2071 BS (2015 AD)**

DISTRICT	SCODE	ST	SCHOOL	AVERAGE MARKS IN COMP. SUBJECTS						STUDENT		PASS DIVISION					WLD	FLD	SEM
				ENG	NEP	MAT	SCI	SOC	HPE	TAP	TAPRD	DIS	FIR	SEC	TIR	PASS			
ACHHAM	71017	1	KALIKA DEVI MA VI HICHMA	18.4	31.5	9.9	17.1	29.5	20.4	60	60	0	1	5	1	7	0	53	-15.9
ACHHAM	71018	1	SHREE SARASWATI HIGHER SECON	17.6	32.6	21.8	22.7	41.1	42.5	104	100	0	6	12	1	19	0	81	-11.2
ACHHAM	71019	1	BHAWANI DEVI MA VI PULLETOLE	28.7	39.3	34.2	29.7	30.9	41.5	48	48	0	5	16	1	22	0	26	4.25
ACHHAM	71020	1	MALIKA MA VI BARALA	24.9	37	16.5	20.8	31.2	42.6	28	28	0	3	4	0	7	0	21	-7.23
ACHHAM	71021	1	BINDHYABASINI MA VI MAJHETHA	16.7	28.6	16.1	15.2	21.7	35.8	47	47	0	1	2	1	4	0	43	-17.7
ACHHAM	71022	1	SIUDI MA VI CHAURPATI	15.8	37.5	13.1	19	24.7	31.4	56	54	0	1	6	0	7	0	47	-15
ACHHAM	71023	1	BASUNDHARA MA VI THALPATA	10.2	26.4	9.8	14.1	30.5	21.4	39	35	0	0	2	0	2	0	33	-19.3
ACHHAM	71024	1	PASHUPATI MA VI CHALSA	29.9	43.1	29.3	21.5	37	29.8	32	32	0	0	11	3	14	0	18	1.2
ACHHAM	71025	1	SURYA CHANDRA MA VI KALIMAT	29.1	50.1	30.8	26.8	41.9	41.7	59	59	0	0	33	4	37	0	22	12.11
ACHHAM	71026	1	NANDESHWARI MA VI MADIGADA	19.9	44.5	31.7	23.9	47	38.9	51	51	0	3	10	1	14	0	37	-6.59
ACHHAM	71027	1	NANDA MA VI BAHUNGAON	23	38.8	26.4	21.4	26.4	39.5	52	52	0	4	9	0	13	0	39	-7.57
ACHHAM	71028	1	NEPAL RASTRIYA MA VI CHAPHAN	25.8	36.6	29.8	23.2	38.8	38.3	32	32	0	1	13	1	15	0	17	3.91
ACHHAM	71029	1	VIDHYA PRAVODHINI MA VI GHOE	26.2	43	20.2	23.8	37.9	29.2	42	41	1	2	7	0	10	0	31	-7.59
ACHHAM	71030	1	NEPAL RASTRIYA MA VI BAYALA	15	31	10.2	12.4	21	32.8	56	55	0	1	4	0	5	0	50	-17.2
ACHHAM	71031	1	SARASWATI MA VI JHANTA BATUL	13	40.2	18.9	21.1	31.3	37.6	61	61	0	0	8	0	8	0	53	-15.1
ACHHAM	71032	1	DASH PALLE PANI MA VI SOKOT	16.6	30.7	25.9	20.6	27.1	26.8	37	35	0	1	8	3	12	0	23	-3.73
ACHHAM	71033	1	MANGALA NEPAL RASTRIYA MA V	10.6	35.7	7.4	11.2	35.9	25.7	47	47	0	1	1	0	2	0	45	-19.9
ACHHAM	71034	1	DAYA PIPAL TOLA MA VI LUNGRA	22	46.2	26.4	21.3	27.4	33.5	36	35	0	3	9	0	12	0	23	-2.25
ACHHAM	71035	1	PURNA CHANDRA MA VI BHATAKA	13.7	43.5	21	21.7	32	38.2	49	49	0	0	4	0	4	0	45	-17.9
ACHHAM	71036	1	KALIKA MA VI PATALKOT	19	44	23.8	22.4	41.1	40.3	21	21	0	2	4	0	6	0	15	-5.36
ACHHAM	71037	1	ASTSIDDHI MA VI DHUNGACHALN	13	22.4	9.5	18	17.6	33.9	48	48	0	0	3	0	3	0	45	-19
ACHHAM	71038	1	BUDHAKOT MA VI BUDHAKOT	10.3	28.5	21.9	17.8	32.7	32.7	38	37	0	0	4	0	4	0	33	-16.4
ACHHAM	71039	1	PIPAL CHAUR MA VI BAGUDA	22.2	43.9	32.7	24.8	33.3	33.4	47	47	0	2	16	2	20	0	27	1.5
ACHHAM	71040	1	AISHWARYA MA VI DRANA-4	24.6	33.1	25.1	20.4	38.1	36.7	37	37	0	0	10	2	12	1	24	-4.18
ACHHAM	71041	1	KATYAYANI HIGHER SECONDARY	13.7	39	7.8	14.3	39.9	27.4	23	19	0	1	0	0	1	0	18	-18.9
ACHHAM	71042	1	NAWA JYOTI SECONDARY SCHOOL	29.1	49	39.8	29	36.8	42.9	52	52	0	9	21	3	33	0	19	14.58
ACHHAM	71043	1	GANGA MA VI JANALI	19.2	47.6	20.9	18.4	45.5	32.4	27	26	0	2	7	0	9	0	17	-2.16
ACHHAM	71044	1	KALIKESWARI MA VI NADA	21.5	35.1	12.7	18.4	31.2	27.2	31	31	0	1	3	0	4	0	27	-14.9
ACHHAM	71045	1	SISHU SUDHAR MA VI BASTI	18.7	37.9	25.6	22.3	31.1	38.4	17	17	0	1	5	0	6	0	11	-1.99
ACHHAM	71046	1	CHANDIKA DEVI SECONDARY SCH	24.2	37.7	27.2	17.5	35	31.8	24	24	0	1	6	0	7	0	17	-5.63

**PERFORMANCE OF ALL SCHOOLS IN SLC EXAMINATION BY DISTRICTS**  
**2071 BS (2015 AD)**

DISTRICT	SCODE	ST	SCHOOL	AVERAGE MARKS IN COMP. SUBJECTS						STUDENT		PASS DIVISION					WLD	FLD	SEM
				ENG	NEP	MAT	SCI	SOC	HPE	TAP	TAPRD	DIS	FIR	SEC	TIR	PASS			
ACHHAM	71047	1	DHANAWANTARY SECONDARY SC	24.9	39.9	30.5	27.5	38.5	38.8	52	52	0	3	20	4	27	0	25	6.61
ACHHAM	71048	1	GHUGHURKOT SECONDARY SCHO	31.6	50.5	26.3	26.5	38.2	34.9	19	19	0	1	7	1	9	0	10	4.22
ACHHAM	71049	1	CHANDIKA SECONDARY SCHOOL,	14.3	31.9	16.8	17.2	26	31.4	23	23	0	1	3	0	4	0	19	-12.2
ACHHAM	71050	1	KALIKA MA. VI., HATTIKOT	12.2	36.6	9.9	14.2	28.4	28	51	50	0	0	3	0	3	0	47	-19.1
ACHHAM	71051	1	BINDESHWORI SECONDARY SCHO	10	36.5	17.8	15.1	27.9	34.5	66	64	0	3	3	0	6	0	58	-16.7
ACHHAM	71052	1	HANSA BAHINI SECONDARY SCHO	24.8	42.2	18.2	18.6	25.3	28.1	17	17	0	1	1	0	2	0	15	-15.2
ACHHAM	71053	1	SHANTI HIGH SCHOOL, MARKU-7	21.1	37.8	22.3	23.8	41.2	39.5	50	50	0	4	7	0	11	0	39	-9.22
ACHHAM	71054	1	DURGA DEVI MA. VI., NANDEGADA	16.2	38.5	16.1	17.5	29.9	32.5	56	55	0	2	8	0	10	0	45	-11.9
ACHHAM	71055	1	KUNTI MA. VI., KUNTI	11.3	36.5	8.9	12.3	33.7	24.6	30	29	0	1	3	0	4	0	25	-14.4
ACHHAM	71056	1	TOSHI SECONDARY SCHOOL TOSH	11.8	27.8	9.5	13.2	28.8	17.2	57	48	0	0	5	0	5	0	43	-16.6
ACHHAM	71057	1	GURUKUL SECONDARY SCHOOL D	16.8	28	22.5	17.1	23.4	32.1	85	85	0	1	14	1	16	0	69	-11.9
ACHHAM	71058	1	SHREE JANAKALYAN SECONDARY	24.3	45.1	23.3	20.3	30.7	34.6	30	30	0	0	8	0	8	0	22	-7.5
ACHHAM	71059	1	SHREE BINDRASAINI SECONDARY	16.1	34.7	17	17.5	33	23.9	54	54	0	0	6	1	7	0	47	-15.4
ACHHAM	71060	1	BASUKI SECONDARY SCHOOL NAG	13.2	39.4	15.1	15.9	28.5	32.5	17	17	0	0	2	0	2	0	15	-15.9
ACHHAM	71061	1	SHISHU BODHANI MADDHYAMIK V	20.3	29.6	24.8	15.3	25.6	21.4	48	41	0	3	3	3	9	0	32	-10
ACHHAM	71062	1	KAMESWARY SECONDARY SCHOC	11.4	28.9	10.4	13.3	25.1	18.8	36	34	0	1	1	0	2	0	32	-18.9
ACHHAM	71063	3	SHODASHA DEVI MA VI MANGALS	15.5	23	12.3	19	29.6	27	21	15	0	0	1	1	2	0	13	-15.6
ACHHAM	71064	1	JALPESHOWARY SECONDARY SCH	25.7	42.9	24.3	26	32	38	22	22	0	1	6	2	9	0	13	0.14
ACHHAM	71065	1	SHREE BHAIKAB SECONDARY SCH	17	26.9	13.2	20.1	22.1	37.4	14	14	0	0	3	0	3	0	11	-10.4
ACHHAM	71066	1	SHREE JALPADEVI MA.VI., MUNGR	9.8	32.1	11.7	13.5	32.3	22.4	37	36	0	0	2	0	2	0	34	-19.4
ACHHAM	71067	1	PARVATI SECONDARY SCHOOL, B.	18.3	22.1	9.5	17.3	25	20	42	40	0	2	1	0	3	0	37	-17.7
ACHHAM	71068	1	SHREE DEVIMANDU SECONDARY S	10.5	26.9	14.9	16.3	33.3	28.3	19	19	0	1	0	1	2	0	17	-16.5
ACHHAM	71069	1	MANAKAMANA DEVI SECONDARY	20.8	34.8	29.5	19.1	31.2	24.3	29	27	0	4	8	0	12	0	15	4.17
ACHHAM	71070	1	AMBIKA SECONDARY SCHOOL, KU	26.9	50.7	32.3	26.1	33.5	37.5	22	21	0	3	7	1	11	0	10	8.11
ACHHAM	71071	1	PINGLA DEVI SECONDARY SCHOO	26.9	33.6	26.5	24.8	40.4	38.4	29	29	0	2	11	0	13	0	16	3.49
ACHHAM	71072	1	MAHAKALI SECONDARY SCHOOL,	7.1	23.9	7.1	15.8	27.8	19.3	15	15	0	0	1	0	1	0	14	-18.8
ACHHAM	71073	1	RADHA SECONDARY SCHOOL, BOG	12.5	34	9.7	11.7	24.9	23.9	60	59	0	4	1	0	5	0	54	-17
ACHHAM	71074	1	CHAKRESWORY SECONDARY SCH	26.8	41.8	39.7	23.9	36.4	28.2	58	58	0	4	28	5	37	0	21	13.32
ACHHAM	71075	1	RASHTRA BHASHA SECONDARY S	11.9	28.2	15.9	17.6	34.4	32.7	37	37	0	1	3	0	4	0	33	-16.1
ACHHAM	71076	1	KRISHNA MA.VI. DAHAPATAACHH	11.1	33.7	19.4	21.9	44.1	40.2	34	34	0	1	2	0	3	0	31	-17.2

**PERFORMANCE OF ALL SCHOOLS IN SLC EXAMINATION BY DISTRICTS**  
**2071 BS (2015 AD)**

DISTRICT	SCODE	ST	SCHOOL	AVERAGE MARKS IN COMP. SUBJECTS						STUDENT		PASS DIVISION					WLD	FLD	SEM
				ENG	NEP	MAT	SCI	SOC	HPE	TAP	TAPRD	DIS	FIR	SEC	TIR	PASS			
ACHHAM	71077	1	GYAN MANDIR SECONDARY SCHO	20.7	36	28.1	19.8	27.2	36.7	21	21	0	3	2	0	5	0	16	-7.5
ACHHAM	71078	1	MANAKAMANA SECONDARY SCHO	19.5	26.2	20.4	15.3	20.5	30.3	22	22	0	1	1	0	2	0	20	-16.9
ACHHAM	71079	1	KALIKA SECONDARY SCHOOL BIR	17.7	43.3	26.3	23.3	38.3	37.2	23	23	0	1	1	1	3	0	20	-15.1
ACHHAM	71080	1	VISHWA JYOTI SECONDARY SCHO	11.2	22.4	6.9	16.2	17.1	34.3	56	53	0	1	2	0	3	0	50	-19.1
ACHHAM	71081	1	BINDHYABASINE MV.VLBHAIRBST	14.7	22.3	9.8	11.7	24.4	21.7	34	33	0	0	4	0	4	0	29	-15.7
ACHHAM	71082	1	ALAKNANDA SECONDARY SCHOO	18.4	36	19.9	20.3	20.7	37.1	36	35	0	1	3	0	4	0	31	-15.8
ACHHAM	71083	1	SARITA SECONDARY SCHOOL MEL	9	33.8	14.7	13.9	22.3	28.1	45	44	0	0	1	1	2	0	42	-20.2
ACHHAM	71084	1	TUKA SECONDARY SCHOOL KHAP	22.9	39.1	24.2	21.5	28.5	28.7	16	15	0	0	6	0	6	0	9	0
ACHHAM	71085	1	PIPALSAIN SECONDARY SCHOOL,	25.2	34.2	21.7	15.8	32.4	30.7	66	55	0	5	13	0	18	0	37	-3.07
ACHHAM	71086	1	SURYA SECONDARY SCHOOL BHU	17.9	28.1	16.4	14.7	23.6	22.7	30	23	0	1	5	0	6	0	17	-7.34
ACHHAM	71087	1	MENAKA MA.VI.TULTA ACHHAM	14.9	32.4	16.3	18.6	28.4	23.2	44	42	0	0	4	2	6	0	36	-14.9
ACHHAM	71088	1	BHUWANESWORY SECONDARY SC	9.2	28.9	9.4	15.1	30.8	25.4	29	28	1	0	0	0	1	0	27	-19.6
ACHHAM	71089	1	MALIKA MA VI. TIMU, DHUNGACH	10.6	22.7	16.1	12.5	18.9	27.1	21	19	0	0	3	0	3	0	16	-13.6
ACHHAM	71090	1	MAHENDRA MA. VI TOTKESAL ,KA	22.6	37.4	21.6	24.8	29.9	41.5	20	20	0	1	3	0	4	0	16	-10.7
ACHHAM	71091	1	NAWA DURGA MA. VICHHADENA,	8.2	31	12.5	10.5	25	27	11	10	0	0	1	0	1	0	9	-16.9
ACHHAM	71092	2	BIRCH HILL ACADEMY,SAFEBAGA	44.4	53	40.7	27.6	33.3	36.4	22	22	0	5	5	0	10	0	12	5.63
ACHHAM	71093	1	RISHIKUL SECONDARY SCHOOL,K	18.8	40.8	13.7	19.3	29.8	39.2	31	30	0	1	5	0	6	0	24	-10.9
ACHHAM	71094	1	SHARADA SECONDARY SCHOOL,K	21.5	52	28.9	24.2	36	34.5	13	12	0	0	6	0	6	0	6	5.63
DOTI	72001	1	SHREE PADMA PUBLIC MUKTI NAF	22.7	46	27	23.4	42.2	40.3	120	120	0	12	21	1	34	0	86	-5.52
DOTI	72002	1	GHANTESHWAR MA VI KUNDIKOT	18.1	35.4	12.8	8.5	23.8	36.9	49	49	0	0	1	0	1	0	48	-21.4
DOTI	72003	1	PRABHAT MA VI DEHIMANDAU	24.9	48.7	32.1	27	45.2	38.2	35	35	0	4	10	1	15	0	20	2.61
DOTI	72004	1	SHARADA MA VI MUDBHARA	25.9	38.7	17.1	19.2	45	39.3	39	39	0	3	2	1	6	0	33	-13.2
DOTI	72005	1	SITARAM MA VI UCHCHAKOT	32.1	50.4	40.7	27	46.5	44.5	50	49	1	13	16	0	30	1	18	15.92
DOTI	72006	1	KHATYADI MA VI CHAWARA CHA	22.1	45.4	22.9	24.4	40.8	40.7	35	35	0	0	14	0	14	0	21	0
DOTI	72007	1	DILPESHWAR MA VI DIPAYAL	26	45.1	24.1	23.3	44.4	41	66	66	0	6	10	0	16	0	50	-7.84
DOTI	72008	1	JHIME MALIKA MA VI WAYAL DUR	16.8	45.8	17.3	15.4	40.3	39.2	33	33	0	2	5	0	7	0	26	-9.89
DOTI	72009	1	RAGHUNATH MA VI NIRAULI	14.9	45.2	15.5	11.7	35	37.5	11	11	0	0	1	0	1	0	10	-17.4
DOTI	72010	1	SARASWOTI MA VI SANAGAUN	27.2	42.1	23.5	16.3	37.9	38.3	29	29	0	1	5	0	6	0	23	-10.5
DOTI	72011	1	BHAWANI MA VI LUSHAKOT	17.6	42.3	17.5	26.9	37.2	36.1	23	22	0	1	3	0	4	0	18	-11.8
DOTI	72012	1	KEDARESHWAR MA VI KAPALLEK	25.1	52.4	35.7	23.1	41.8	36.7	50	49	0	6	24	0	30	0	19	13.32

**PERFORMANCE OF ALL SCHOOLS IN SLC EXAMINATION BY DISTRICTS**  
**2071 BS (2015 AD)**

DISTRICT	SCODE	ST	SCHOOL	AVERAGE MARKS IN COMP. SUBJECTS						STUDENT		PASS DIVISION						WLD	FLD	SEM
				ENG	NEP	MAT	SCI	SOC	HPE	TAP	TAPRD	DIS	FIR	SEC	TIR	PASS				
DOTI	72013	2	PABITRA SECONDARY BOARDING	51.5	63.1	58.7	41.7	59.8	43.5	15	15	0	12	1	0	13	0	2	35.25	
DOTI	72014	1	KEDARESHWOR MA VI LANA RAN	15	40.2	8.8	7.8	33.5	34.4	32	32	0	0	1	0	1	0	31	-20.7	
DOTI	72015	1	RADHA KRISHNA MA VI TILTALI	17.3	38.6	21.8	15.6	35.6	32.5	80	80	0	3	13	2	18	0	62	-9.67	
DOTI	72016	1	RADHA KRISHNA MA VI TIJALI	24.4	41.1	26.5	19.4	44.6	40.8	31	31	0	2	6	0	8	0	23	-7.26	
DOTI	72017	1	NAVODAYA MA VI GADSERA	28.2	51.8	31.8	23.5	36.5	39.8	22	22	0	2	9	0	11	0	11	6.65	
DOTI	72019	1	INDRA MA VI DUMRAKOT	15.9	35.3	16.4	15.1	33	32.1	72	72	0	3	9	0	12	0	60	-12.7	
DOTI	72020	1	MASTAMANDAU MA VI POKHARI	15.8	35.5	24.8	19	27.5	35.4	33	32	0	1	8	0	9	0	23	-6.33	
DOTI	72021	1	RAMPUR MA VI BUDAR	23.9	41.2	22.4	17.6	40.7	37.7	83	83	0	2	10	1	13	0	70	-13.5	
DOTI	72022	1	MAGALEK MA VI TIKHA	13.8	36.1	16.4	19.6	27.3	34.4	48	48	0	0	3	1	4	0	44	-18	
DOTI	72023	1	SHAJENDRASWAR MA VI FULOT	18.4	46.2	27.2	23.5	37.1	40.7	32	32	0	2	7	0	9	0	23	-5.98	
DOTI	72024	1	SIDDHESHWAR MA VI BANEDUNG	31.1	50.7	34.3	27.3	48.5	44.9	40	40	0	7	17	0	24	0	16	13.22	
DOTI	72025	1	SHARADA MA VI MAUWA	28.7	48.9	38.2	29.7	40.9	41.5	30	30	0	2	18	0	20	0	10	15.75	
DOTI	72026	1	BHAGAWATI MA VI TALARA	36.8	57.5	47	28.5	53.7	45.1	37	37	0	11	18	0	29	0	8	24.93	
DOTI	72027	1	BIRENDRA MA VI GHANGAL	21.5	46	13.3	19.6	42.5	40.6	20	20	0	1	3	0	4	0	16	-10.7	
DOTI	72028	1	SARASWATI MA VI CHUDI	26.1	52.5	28.6	23.6	47.2	36.9	23	23	0	0	10	0	10	0	13	1.96	
DOTI	72029	1	HARIHAR MA VI PACHANALI TALK	27.5	38.9	28.3	19.2	41.7	37.2	31	31	0	1	13	0	14	0	17	3.27	
DOTI	72030	1	GAURISHANKAR MA VI GANESHPU	19.3	38.3	17	11.5	27.2	32.7	27	26	0	0	4	0	4	0	22	-13.8	
DOTI	72031	1	DEVI MA VI KHATIWADA	19.1	38.4	23.8	19	30.8	40.1	8	8	0	1	0	2	3	0	5	-2.44	
DOTI	72032	1	SHISHU SUDHAR MA VI GANJARI	14.7	39.9	16.3	20.7	28.1	38.5	29	29	0	0	5	0	5	0	24	-12.8	
DOTI	72033	1	BARCHHAIN MA VI BARCHHAIN	26.7	48.7	24	22.4	37.3	40.7	23	23	0	2	5	0	7	0	16	-4.4	
DOTI	72034	1	JANATA JANARDAN MA VI BHALM	16	39.2	24.7	26.8	39.8	34.4	35	35	0	4	5	0	9	0	26	-6.75	
DOTI	72035	1	MAHAKALI MA VI MUDEGAUN	28.7	49.7	31.7	28.5	40.7	43.8	33	33	0	4	14	0	18	0	15	9.55	
DOTI	72038	2	SOOJUNG ENGLISH BOARDING MO	51.9	62	73.1	41.6	57.6	54.5	31	31	3	23	5	0	31	0	0	44.64	
DOTI	72039	1	SARASWOTI MA VI RANAGAUN	25.7	62.8	38.2	21	46.5	35.8	17	17	0	5	6	0	11	0	6	17.21	
DOTI	72040	2	MORNING LIGHT BOARDING SCHO	44.6	52.1	51.1	35	56.4	40.9	29	28	1	20	3	0	24	0	4	34.69	
DOTI	72041	1	DURGA MA VI JOSHIGAUN	14.3	27	10.8	12.1	18.9	31.9	18	18	0	0	0	0	0	0	18	-22.5	
DOTI	72042	1	SHIVPUR MA VI CHANKATTE JORA	16.6	33.7	18.2	9.6	25.9	34	55	55	0	1	3	0	4	0	51	-18.2	
DOTI	72043	1	BHUMIRAJ MA VI SALENA	7.9	29.1	11.9	6.7	25.3	24.1	32	31	0	0	0	0	0	0	31	-22.5	
DOTI	72044	1	SUNADEVI MA VI SETIGAUN	10.5	29.3	8.9	12.2	21.5	31.5	29	29	0	0	1	0	1	0	28	-20.6	
DOTI	72045	1	SHREE KANDAMANDU SECONDAR	16.6	40.4	27.6	22.7	32.9	38.8	12	12	0	2	1	0	3	0	9	-6.56	



**PERFORMANCE OF ALL SCHOOLS IN SLC EXAMINATION BY DISTRICTS**  
**2071 BS (2015 AD)**

DISTRICT	SCODE	ST	SCHOOL	AVERAGE MARKS IN COMP. SUBJECTS						STUDENT		PASS DIVISION					WLD	FLD	SEM
				ENG	NEP	MAT	SCI	SOC	HPE	TAP	TAPRD	DIS	FIR	SEC	TIR	PASS			
DOTI	72046	1	BHAIRAB SECONDARY SCHOOL, B	18.4	36.2	24.1	21.7	39.1	32.9	41	40	0	4	7	0	11	0	29	-5.91
DOTI	72047	1	DURGA SECONDARY SCHOOL, BAI	28.5	51.3	37.1	20.1	41.9	42.3	13	13	0	1	8	0	9	0	4	17.31
DOTI	72048	1	GANESH SECONDARY SCHOOL, JA	25.5	35.6	32	19.5	41.2	34.9	28	27	0	1	9	1	11	0	16	0.47
DOTI	72049	1	SHIVJI SECONDARY SCHOOL, BHU	25	53.6	35.5	24.8	47.7	43.8	25	25	0	3	11	0	14	0	11	10.35
DOTI	72050	1	KEDAR SECONDARY SCHOOL, KHA	20.3	49.8	19.1	17.1	40	40	16	16	0	0	0	0	0	0	16	-22.5
DOTI	72051	1	MASTESWOR SECONDARY SCHOO	13.2	35.2	13.5	14.7	29.2	29.5	48	48	0	1	4	0	5	0	43	-16.4
DOTI	72052	1	JORAGHAT SECONDARY SCHOOL,	11.3	32	13.8	11	31.3	32	49	49	0	0	1	0	1	0	48	-21.4
DOTI	72053	1	SHREE KANACHAUR SECONDARY	10.2	34.6	11.6	11.7	37.4	34	24	24	0	0	0	0	0	0	24	-22.5
DOTI	72054	1	SHREE CHHAPALI SECONDARY SC	11	35.9	18.3	13.1	31.7	32.4	19	17	0	2	0	0	2	0	15	-14.6
DOTI	72055	1	DARJAKOT SECONDARY SCHOOL	18.8	46.2	14.1	18.7	40.3	37.2	12	12	0	0	0	0	0	0	12	-22.5
DOTI	72056	1	MAHAKALI SECONDARY SCHOOL	20.7	42.8	27.5	25.5	34.5	40.8	6	6	0	1	2	0	3	0	3	7.5
DOTI	72057	1	KEDAR AKHADA MA VI KEDAR AK	12.2	28.1	14.3	11.1	34.8	31.7	22	22	0	0	1	0	1	0	21	-19.9
DOTI	72058	1	KARKATESWAR SECONDARY SCH	18.8	49.1	27.1	18.1	46.2	40.6	9	9	0	1	0	0	1	0	8	-15
DOTI	72059	1	BASUDEV MA VI JHIGABASTI	14.4	31.2	12.6	14.8	29.6	30.1	47	47	0	0	4	0	4	0	43	-17.7
DOTI	72060	3	DILPESHWAR HIGHER SECONDARY	19.7	30.6	10.8	10.4	29.3	31.2	18	18	0	0	0	1	1	0	17	-19.9
DOTI	72061	1	BHARTOLI SECONDARY SCHOOL,	4.4	24.2	9.2	11.4	19.8	28.9	10	10	0	0	0	0	0	0	10	-22.5
DOTI	72062	1	LATAMANDU SECONDARY SCHOO	21.4	35.1	14.8	16.8	31.4	33.6	28	28	0	1	6	0	7	0	21	-8.04
DOTI	72063	1	NETRESWORI SECONDARY SCHOO	11.6	30.5	20.3	15.5	18	28.3	11	10	0	0	1	0	1	0	9	-16.9
DOTI	72064	1	GIRICHAUKA SECONDARY SCHOO	19.3	45.4	28.1	33	40.8	39.1	18	18	0	2	4	0	6	0	12	-2.5
DOTI	72065	1	LAXMI SECONDARY SCHOOL, BAR	20.7	45.3	17.1	13.6	34.3	39.8	9	9	0	0	2	0	2	0	7	-10
DOTI	72066	1	BHAWANI STHAN SECONDARY SC	16.1	45.1	27	22.4	40.6	42.2	10	10	0	0	3	0	3	0	7	-5.63
DOTI	72067	1	MAHA SARASWOTI SECONDARY S	20.2	41.8	30.9	25.5	37.5	39.8	10	10	0	0	2	0	2	0	8	-11.3
DOTI	72068	1	VISHNU SECONDARY SCHOOL GHA	18.2	46.8	17.3	15.9	37.4	40.3	12	12	0	0	4	0	4	0	8	-3.75
DOTI	72069	1	KALIKASTTHAN SECONDARY SCH	23.3	47.1	39.1	35.3	48.8	43.2	12	12	0	0	9	0	9	0	3	19.69
DOTI	72070	1	CHHATRESWOR SECONDARY SCH	12.2	37.9	10.1	8.8	37	31.6	14	14	0	0	1	0	1	0	13	-18.5
DOTI	72071	1	MASTAMANDU SECONARY SCHOC	22.6	49.4	31.3	20.2	46.2	42.6	16	16	0	1	5	1	7	0	9	2.2
DOTI	72072	1	KUMALIKOT SECONDARY SCHOOL	17.6	46.1	25.8	21.9	42.6	36	29	29	0	1	4	0	5	0	24	-12.4
DOTI	72073	1	KRISHNA SECONDARY SCHOOL NI	17.5	42.6	15.7	14.9	33.2	35.2	15	14	0	0	2	0	2	0	12	-14.5
DOTI	72074	1	KALIKA SECONDARY SCHOOL DUN	14.8	43.5	26.3	24.2	41.2	37.7	12	12	0	1	1	0	2	0	10	-12.2
DOTI	72075	1	VISHNU SECONDARY SCHOOL BAI	15.3	48.4	18.6	14.8	36.7	40.5	13	13	0	1	2	0	3	0	10	-8.65

**PERFORMANCE OF ALL SCHOOLS IN SLC EXAMINATION BY DISTRICTS**  
**2071 BS (2015 AD)**

DISTRICT	SCODE	ST	SCHOOL	AVERAGE MARKS IN COMP. SUBJECTS						STUDENT		PASS DIVISION					WLD	FLD	SEM
				ENG	NEP	MAT	SCI	SOC	HPE	TAP	TAPRD	DIS	FIR	SEC	TIR	PASS			
DOTI	72076	1	KHAPTAD ENGLISH BOARDING SCH	32.4	46.2	37.6	18.1	54.1	42.5	17	17	0	1	5	0	6	0	11	-1.99
DOTI	72077	1	BHAGAWATESWOR SECONDARY S	15.6	41.9	18	15.1	35.7	35.6	7	7	0	0	3	0	3	0	4	1.61
DOTI	72078	1	JANTA SECONDARY SCHOOL SADF	15.7	46.4	25.5	10.9	37.1	43.8	10	10	0	0	2	0	2	0	8	-11.3
DOTI	72079	1	BHUWANESHWARI SECONDARY S	10.9	42.3	15.3	12.1	36.4	32.9	17	17	0	0	1	0	1	0	16	-19.2
DOTI	72080	1	DEWASHTHAL SECONDARY SCHO	23.5	51.8	33	15.4	42.5	36.7	17	17	0	2	4	0	6	0	11	-1.32
DOTI	72081	1	SIMCHAUR SECONDRAY SCHOOL	15.8	48.8	16.6	14.1	43.3	39.3	8	8	0	0	1	0	1	0	7	-15.5
DOTI	72082	1	KALIBHAIRAB SECONDRAY SCHO	21.2	45	33.8	29.5	42.2	39	21	21	0	2	10	0	12	0	9	10.71
DOTI	72083	2	MARTYRS MEMORIAL RESIDENTIA	39.8	55.3	26.4	36.1	56.6	49.5	11	11	0	3	0	0	3	0	8	-4.09
KAILALI	73001	1	PANCHODAYA MA VI DHANGADHI	32.6	57.5	46.4	26.6	44.7	43.5	140	139	4	29	54	1	88	0	51	16.14
KAILALI	73002	1	ARUNODAYA MA VI KHAIRIPHANT	35.5	45.7	26.7	20.5	33.7	26.1	69	69	0	3	19	0	22	0	47	-4.08
KAILALI	73003	1	JANATA UCHHA MA VI MUNUWA	20.5	22.9	19.4	21	32	21.5	110	110	0	3	7	0	10	0	100	-17.1
KAILALI	73004	1	TRINAGAR SADHARAN MA VI DHA	17.1	40.4	15.5	11.2	31.8	32.1	71	71	0	2	5	0	7	0	64	-16.6
KAILALI	73005	1	DIPENDRA MA VI HASULIYA	19.8	33.3	19	19.3	32.3	31.6	106	103	0	5	10	2	17	0	86	-12.9
KAILALI	73006	1	MAHUNYAL MA VI BHAJANI	16.4	32.4	15	18.4	29.1	25.6	157	157	0	1	8	3	12	0	145	-18.3
KAILALI	73007	1	SHARADA MA VI SHREEPUR	21	32.5	26.8	15.9	32.1	26.4	60	58	1	2	15	0	18	0	40	-4.2
KAILALI	73008	1	BEHADA BABA MA VI URMA	22.4	38.8	27.8	18.3	35.7	38.7	47	47	0	0	14	0	14	0	33	-5.74
KAILALI	73009	1	RAGHUNATH ADARSHA MA VI BAI	17.3	32	24.5	18.6	28.8	32.2	124	124	0	1	23	1	25	0	99	-11.1
KAILALI	73010	1	DHANGADI MA VI DHANGADI	24.2	33.7	16.2	11.4	25.3	25.3	81	80	0	2	6	1	9	0	71	-16
KAILALI	73011	1	TRIBHUVAN MA VI BATANPUR	16.9	31.4	15.5	14.2	20.3	26.9	42	40	0	0	3	1	4	0	36	-17.1
KAILALI	73012	1	SARSWATI MA VI GETA	30.3	47.3	39.3	30.1	43.6	47.1	104	104	0	22	39	3	64	0	40	14.21
KAILALI	73013	1	JANAKALYAN MA VI PABERA	21.2	33	20.2	17.7	33.3	29.3	152	152	0	5	22	6	33	0	119	-10.3
KAILALI	73014	1	HIMALAYA MA VI GHIYAPUCHHA	18.1	28.2	17	14	25.2	29.3	63	63	0	0	7	1	8	0	55	-15.5
KAILALI	73015	2	AISHWARYA VIDYA NIKETAN MA	59.1	62.3	73.8	44.9	51.4	51.5	231	231	42	174	9	0	225	0	6	45.54
KAILALI	73016	1	GWASI MA VI MALAKHETI	24	37.3	25.1	15.6	31.5	37.5	118	118	0	13	16	2	31	0	87	-6.65
KAILALI	73017	1	RASTRIYA NAVA JAGRIT MA VI HI	19.2	33	13.4	11	18.7	24.7	93	93	0	1	7	1	9	0	84	-17
KAILALI	73018	1	BIRENDRA VIDYA MANDIR MA VI	29.7	35.5	42.8	29.6	41.2	36.6	168	164	4	39	41	5	89	1	74	11.18
KAILALI	73019	1	BASUDEVI MA VI RAGHUNAGAR	19.6	35.4	34.4	16.5	25.1	30.8	100	99	0	5	9	1	15	0	84	-13.5
KAILALI	73020	1	PAHALMANSINGH MEMORIAL MA	15.8	29.8	16.3	13.1	25.3	27.4	52	52	0	1	3	1	5	0	47	-17.1
KAILALI	73021	1	JANAPRIYA MA VI LIKMA	19.1	32.5	22.2	14.9	24.9	28.2	169	161	0	11	25	3	39	0	122	-8.29
KAILALI	73022	1	MALIKA MA VI CHAUMALA	17.2	33.3	25.5	15.1	38.5	32.4	116	116	0	4	14	0	18	0	98	-13.4

**PERFORMANCE OF ALL SCHOOLS IN SLC EXAMINATION BY DISTRICTS**  
**2071 BS (2015 AD)**

DISTRICT	SCODE	ST	SCHOOL	AVERAGE MARKS IN COMP. SUBJECTS						STUDENT		PASS DIVISION						WLD	FLD	SEM
				ENG	NEP	MAT	SCI	SOC	HPE	TAP	TAPRD	DIS	FIR	SEC	TIR	PASS				
KAILALI	73023	1	PHOOLWARI HIGHER SECONDARY	22.6	33.1	25.4	20	25.3	31.6	161	161	0	7	25	5	37	0	124	-9.39	
KAILALI	73024	1	RASTRIYA MA VI TARANAGAR	17.7	31	16.6	15.7	23.4	30.6	123	123	0	6	11	4	21	0	102	-12.7	
KAILALI	73025	2	JYOTI ENGLISH BOARDING SCHOO	43.7	33.4	50	33	38.1	52.9	25	25	0	11	4	0	15	0	10	16.2	
KAILALI	73026	2	JAYCEES EVEREST ENGLISH MA V	54.3	58.1	57.9	43.3	42.3	55.4	69	69	4	53	8	0	65	0	4	40.65	
KAILALI	73027	2	JANA JAGRITI MA VI MOHANLALC	22.3	35.4	20.8	17.8	39.7	34.9	98	94	2	6	13	2	23	0	71	-7.67	
KAILALI	73028	1	KARNALI MA VI SATIBAZAR	21.2	43.2	29.8	15.8	30.1	40.2	69	69	0	0	18	2	20	0	49	-6.48	
KAILALI	73029	1	SARASWATI MA VI OLANI	18	40.9	15.5	21.5	35.4	36.5	102	101	0	3	8	2	13	0	88	-15.1	
KAILALI	73030	1	SHARADA MA VI BAIYABEHADI	29.6	33.6	39.2	19.6	36.6	42	96	94	2	12	21	0	35	0	59	0.44	
KAILALI	73031	1	SITAKUNDA MA VI GANESHPUR	14.4	34.1	11.7	9.3	29.1	27.1	129	121	0	1	6	1	8	0	113	-18.8	
KAILALI	73032	1	TRIBHUWAN MA VI BORADADI	31.2	44	39.6	22.5	39.5	43.5	42	42	0	6	15	0	21	0	21	7.23	
KAILALI	73033	1	SARASWATI MA VI BANGAUN TIK	24.4	41.9	32.8	18.7	34.3	29.3	60	59	0	6	13	1	20	0	39	-2.45	
KAILALI	73034	1	DURGA LAXMI HIGHER SECONDAR	24.5	39.2	25.4	20.5	35.2	39.1	140	139	0	8	33	3	44	0	95	-4.26	
KAILALI	73035	2	KHADGA MEMORIAL ENGLISH BO	50.7	52.8	67.9	44.2	45.5	48.3	45	45	1	32	6	0	39	0	6	34.83	
KAILALI	73036	1	SARASWATI MA VI NAWALPUR	13.7	26.5	19.1	13.7	16.4	20.8	60	58	0	1	6	0	7	0	51	-15.5	
KAILALI	73037	2	GALAXY HIGHER SECONDARY SCH	54.7	54.6	57.8	36.2	48	53.3	49	49	2	29	9	0	40	0	9	31.15	
KAILALI	73038	1	SHIVA MA VI KIMTOLA NIGALI	21.1	40.2	22.9	16.6	45.7	49.2	51	51	0	1	7	0	8	0	43	-13.5	
KAILALI	73039	1	RASTRIYA MA VI SUKHAD	21.4	34.9	23.1	17.5	27	32.8	131	125	0	8	16	2	26	1	98	-10.1	
KAILALI	73040	1	SHAILESHWARI MA VI BADEHA SH	25.6	44	29.4	23.8	37.7	42.4	89	88	0	9	31	1	41	0	47	4.75	
KAILALI	73041	1	MELKATTESHWAR MA VI BAYALA	15.2	33.3	14.9	10.2	30.9	31.5	44	42	0	1	3	0	4	0	38	-16.9	
KAILALI	73042	2	MODERN ERA BOARDING HIGH SC	37.1	42.9	46.2	27.2	32.3	42	29	29	1	5	10	0	16	0	13	11.38	
KAILALI	73043	1	MAHENDRA SHISHU MA VI DHARN	23.7	27	22.1	21	38.1	24.8	73	73	1	3	11	0	15	0	58	-10.1	
KAILALI	73044	1	SAPTARISHI MA VI TIKAPUR	27.8	41.4	32	19.9	36.2	35	45	44	0	4	11	0	15	0	29	-2.3	
KAILALI	73045	2	THE GARDENER ENGLISH BOARDI	57	55.4	59.5	44.4	42	57.7	12	12	0	7	5	0	12	0	0	40.31	
KAILALI	73046	1	JANATA MA VI GADARIYA	21.4	32.2	22.3	13.7	29.5	29.3	131	130	0	3	21	1	25	0	105	-11.5	
KAILALI	73047	1	JANAKALYAN MA VI JUGEDA	29	40.4	35.9	19.2	28.7	37.1	58	58	1	7	7	1	16	0	42	-5.34	
KAILALI	73048	1	DASHARATH MA VI SADEPANI	22	36	27.7	18.6	25.4	38.3	134	133	0	7	20	3	30	0	103	-9.44	
KAILALI	73049	1	RASTRIYA MA VI MANIKAPUR TIK	25.4	32.8	24.6	18.9	33.6	36.1	67	67	1	7	11	0	19	0	48	-4.98	
KAILALI	73050	2	ARANIKO ENGLISH MEDIUM BOAR	42.2	35	34.8	21.9	39.6	48.3	11	11	0	1	6	0	7	0	4	14.32	
KAILALI	73051	1	CHANDRODAYA MA VI PHOOLBAR	31.9	41.4	30.5	19	35.3	34.8	56	55	0	10	13	1	24	0	31	3.91	
KAILALI	73052	2	UNITED SCHOLARS' ACADEMY EN	54.8	43.3	66.8	36.1	44.8	56.6	13	13	2	6	2	0	10	0	3	30	

**PERFORMANCE OF ALL SCHOOLS IN SLC EXAMINATION BY DISTRICTS**  
**2071 BS (2015 AD)**

DISTRICT	SCODE	ST	SCHOOL	AVERAGE MARKS IN COMP. SUBJECTS						STUDENT		PASS DIVISION					WLD	FLD	SEM
				ENG	NEP	MAT	SCI	SOC	HPE	TAP	TAPRD	DIS	FIR	SEC	TIR	PASS			
KAILALI	73053	2	SIDDHARTHA SHISHU SADAN BOA	55.9	55.3	52.9	38.5	46.3	45	74	74	7	37	15	0	59	0	15	30.46
KAILALI	73054	2	STEPPING-STONE ENGLISH SCHOO	56.5	50.2	75	45.9	50.3	55.6	126	125	19	90	15	0	124	0	1	45.39
KAILALI	73055	2	MALIKA ENGLISH BOARDING SCH	46.4	41.6	53.8	32.8	37.3	46.6	29	29	0	9	17	0	26	0	3	31.42
KAILALI	73056	1	KANTI RAJYA LAXMI MA VI PAHA	18.1	31.8	21.2	17.7	22.8	30.4	138	132	0	5	22	1	28	0	104	-10.2
KAILALI	73057	2	PUSHPANJALI AWASIYA MA VI AT	33.5	43.9	45	36.4	45.1	41	75	75	0	22	35	1	58	0	17	24.17
KAILALI	73058	1	JANA JAGRITEE MA VI SITAPUR TI	16.9	36.6	30.3	27.7	38.1	35.6	97	97	0	7	13	2	22	0	75	-9.13
KAILALI	73059	1	SARASWATI MA VI PRATAPPUR	21.9	35.3	26	18.7	31.8	33.9	158	158	0	3	35	7	45	0	113	-6.7
KAILALI	73060	1	SARASWATI MA VI SEHARI	29.3	44.2	42.7	26.9	41.9	28.6	105	105	0	8	56	10	74	0	31	17.07
KAILALI	73061	1	RASTRIYA MA VI NARAYANPUR B	16.5	31.9	15.4	12.2	19.2	24.5	37	37	0	1	2	0	3	0	34	-17.6
KAILALI	73062	1	BHRIKUTI MA VI KHIMDI PANDOU	20.8	41.8	25.5	23.6	38.8	37.1	26	26	0	2	8	0	10	0	16	0
KAILALI	73063	1	LAXMI MA VI PRITHVIPUR	18	35.4	20.4	13.1	34.6	33.6	122	121	0	1	14	0	15	0	106	-15.4
KAILALI	73064	1	TRIVENI MA VI BADHIGAUN SUGA	17.1	28.5	15.5	11.8	32.2	27.7	45	39	0	1	5	1	7	0	32	-12.4
KAILALI	73065	1	RASTRIYA MA VI JHUNGA BAGHA	19.3	32.1	17.9	18.1	41.2	33.6	61	61	0	3	8	1	12	0	49	-11
KAILALI	73066	2	BROAD VISION INT'L ACADEMY CH	53.2	57.1	53.8	43.5	48.8	59.5	22	22	1	16	3	0	20	0	2	38.01
KAILALI	73067	2	FAR-WEST SECONDARY SCHOOL, I	55.6	49.2	65.3	38.2	45.9	47.2	42	42	5	26	6	0	37	0	5	37.14
KAILALI	73068	1	RASTRIYA MA VI SUGARKHAL KAI	28.7	46.6	37.9	27	40.9	40.2	42	42	0	3	20	2	25	0	17	11.32
KAILALI	73069	1	NAV JYOTI VIDYA GRIHA TIKAPUR	50.3	48.8	56.3	46.5	51.3	49.9	87	87	3	61	17	0	81	0	6	38.66
KAILALI	73070	1	RASTRIYA MA VI BALCHAUR	24.1	34.9	17	18.4	40.3	35.9	108	108	0	5	15	2	22	0	86	-10.7
KAILALI	73071	2	MILLENNIUM BRIDGE ACADEMY H	40	47	52.7	35.5	43.8	41.8	49	49	2	17	15	0	34	0	15	21.51
KAILALI	73072	2	PIONEER SCHOLARS" ACADEMY, I	53.2	40.7	60.6	22	39.8	43.6	10	10	0	4	1	0	5	0	5	10.13
KAILALI	73073	2	SHARADA VIDYA NIKETAN TARAN	46.8	42	48.8	27.7	35.6	36.7	29	29	2	7	8	0	17	0	12	15
KAILALI	73074	2	SUDURPACHCHHIM CHHETRIYA P	49.5	48.4	53.6	36.1	37.8	50.4	73	73	0	40	25	0	65	0	8	33.75
KAILALI	73075	2	SANT NIRANKARI ADARSHA VIDYA	46.1	51.9	54.4	37	45.5	44.5	50	50	3	22	15	0	40	0	10	29.02
KAILALI	73076	2	GANESH BABA ENGLISH BOARDIN	53.6	50.7	67.9	51.8	55.7	54.1	62	62	10	49	2	0	61	0	1	45.97
KAILALI	73077	2	LITTLE FLOWER ENGLISH BOARDI	57.6	63.6	70	46.3	46.7	63.6	7	7	0	7	0	0	7	0	0	45
KAILALI	73078	2	LOTUS EYE ENGLISH SECONDARY	50.8	56.8	59.9	40.6	53.3	51.3	106	106	12	63	26	0	101	0	5	40.75
KAILALI	73080	1	KALIKA MA VI BHURUWA LAMKIB	27.5	39.6	38.5	22.5	35	35.9	114	114	0	15	32	6	53	0	61	4.62
KAILALI	73081	2	ARISTO ENGLISH HIGH SCHOOL CA	54.4	53	70.9	45.8	46.8	55.7	77	77	15	47	14	0	76	0	1	45
KAILALI	73083	2	KAILALI MODEL SCHOOL UTTAR B	52.2	53.1	59.5	41	40	51.2	23	23	1	12	8	0	21	0	2	35.87
KAILALI	73084	2	UNITED ACADEMY TIKAPUR	52.7	58.7	70.6	43.4	51.3	52.2	52	52	14	27	11	0	52	0	0	46.66

**PERFORMANCE OF ALL SCHOOLS IN SLC EXAMINATION BY DISTRICTS**  
**2071 BS (2015 AD)**

DISTRICT	SCODE	ST	SCHOOL	AVERAGE MARKS IN COMP. SUBJECTS						STUDENT		PASS DIVISION						WLD	FLD	SEM
				ENG	NEP	MAT	SCI	SOC	HPE	TAP	TAPRD	DIS	FIR	SEC	TIR	PASS				
KAILALI	73085	2	MODERN SCHOOL DHANGADI	36.9	45.9	31.5	26.4	36	33.5	21	20	1	4	5	0	10	0	10	9.19	
KAILALI	73086	2	TRINITY ENGLISH BOARDING SCH	49.1	40.6	52.6	38.6	51.4	46.6	37	37	1	18	10	0	29	0	8	27.77	
KAILALI	73087	1	MOHANYAL SECONDARY VIDYA M	30.4	42.4	27.9	22.3	38	39.4	84	84	0	9	27	2	38	0	46	3.92	
KAILALI	73088	2	STONE BRIDGE SECONDARY SCH	49.4	46	60.9	38.4	41.1	51.7	23	23	2	13	6	0	21	0	2	37.5	
KAILALI	73091	1	KEDARNATH SECONDARY SCHOO	37.7	43.7	39.2	20	38.1	32.6	45	45	0	5	13	3	21	0	24	4.35	
KAILALI	73092	1	ADARSHA NAMUNA MA VI LAMKI	33.7	46.7	34.5	23.3	50.4	42.9	58	58	1	11	18	1	31	0	27	9.98	
KAILALI	73093	2	KHADGA SMRITI MA VI TIKAPUR	25.2	50.1	33.1	31.6	39	42.3	87	87	2	13	24	2	41	0	46	6.07	
KAILALI	73094	1	MA VI KOTA TULASIPUR	20	31.5	21.9	18.3	28.1	31.1	81	80	0	1	10	2	13	0	67	-13.5	
KAILALI	73095	1	KARMESHWOR MA VI CHARRA	13.6	24.9	16	14	29.4	27.2	110	110	0	2	8	0	10	0	100	-17.2	
KAILALI	73096	1	AMAR MA VI BANBEHADA CHAUM	20.7	32.8	21.5	21	35.5	35.2	105	105	0	7	18	0	25	0	80	-8.36	
KAILALI	73097	1	DARAKHA MA VI HARINAGAR KAI	25	40	34	21.7	29.3	42.6	104	104	0	10	22	3	35	0	69	-2.77	
KAILALI	73098	1	RASHTRIYA MA VI KHAILAD KAIL	11.2	26.4	18.6	12.4	18.6	22.6	123	122	0	0	2	0	2	0	120	-21.6	
KAILALI	73099	2	LITTLE ANGELS ENGLISH SCHOOL	30.6	39.5	32.1	22.7	37.5	37.6	52	52	1	10	13	0	24	0	28	6.13	
KAILALI	73100	1	BASANT MURARI MA VI MUDHA D	18.5	33.7	24.4	20.7	27	30.4	205	205	1	4	32	6	43	0	162	-10.6	
KAILALI	73101	1	JAN SEWA MA VI BAGHAURA GAN	21.6	34.8	22.4	14.2	38.1	27.2	111	109	1	7	12	3	23	0	86	-9.94	
KAILALI	73102	1	JANATA RASHTRIYA MA VI KAILA	26.6	42.9	41.1	31.4	40.7	29.2	45	45	0	3	22	4	29	0	16	13.63	
KAILALI	73103	1	JAN JAGRITI MA VI PHULBARI GAU	25.1	35.8	27.4	21.9	29.5	33	125	125	0	11	29	6	46	0	78	-1.1	
KAILALI	73104	1	JAN PRAKASH MA VI JOSHIPUR	21.8	33	20.7	15.5	31.5	27.5	84	83	0	2	10	3	15	0	68	-12.4	
KAILALI	73106	1	AADARSHA MA VI KHARGOULI	15.3	30.7	25.3	18.8	27.3	29.7	101	96	0	8	12	2	22	0	74	-8.87	
KAILALI	73108	2	BIHANI KSHITYZ ENGLISH BOARD	42.8	57	69.2	37	55.9	45.1	44	44	4	26	10	0	40	0	4	37.67	
KAILALI	73109	2	UJYALO SHIKSHA SADAN SECOND	40	51.4	51.7	32	46.2	42.5	151	150	15	39	54	4	112	0	38	24.79	
KAILALI	73110	1	SHREE SIDDHA BABA MA VI GETI	26.4	40.6	31.1	22.2	36.8	40.8	66	66	0	6	20	1	27	0	39	1.39	
KAILALI	73111	1	RASHTRIYA MA VI PATABHAR PAT	20.7	32.8	16.3	11.1	23	18.3	42	42	0	0	4	0	4	0	38	-17.1	
KAILALI	73112	2	GYAN JYOTI SECONDARY SCHOOL	33.4	53.1	46	36.8	51.3	43.4	27	27	0	12	11	0	23	0	4	30.42	
KAILALI	73113	1	NAVA DURGA MA VI MOHANA	23.1	39	21.1	11.7	26.8	33.4	66	65	0	3	3	0	6	0	59	-16.8	
KAILALI	73114	2	ALLIANCE INTERNATIONAL MODE	47.4	49.6	46	34.7	39.9	47.5	22	22	0	9	10	0	19	0	3	30.68	
KAILALI	73115	2	TRIPURA ENGLISH SCHOOL BANBE	32.9	38.8	44.1	16.9	41.2	37.1	9	9	0	1	3	0	4	0	5	3.75	
KAILALI	73116	1	RASHTRIYA MA VI BHUIYANPHAN	13.2	21.8	12.4	11.9	21.3	18.7	54	54	0	0	3	1	4	0	50	-18.5	
KAILALI	73117	2	PIONEERS' ACADEMY KAILALI, LA	58.1	60.8	65.7	38.3	55.2	49.3	22	22	2	16	2	0	20	0	2	39.2	
KAILALI	73118	2	NEW STAR ENGLISH BOARDING SC	43.3	44.9	43.5	26.8	43.4	43.8	40	40	0	15	8	0	23	0	17	14.06	

**PERFORMANCE OF ALL SCHOOLS IN SLC EXAMINATION BY DISTRICTS**  
**2071 BS (2015 AD)**

DISTRICT	SCODE	ST	SCHOOL	AVERAGE MARKS IN COMP. SUBJECTS						STUDENT		PASS DIVISION					WLD	FLD	SEM
				ENG	NEP	MAT	SCI	SOC	HPE	TAP	TAPRD	DIS	FIR	SEC	TIR	PASS			
KAILALI	73119	1	KALIKA MA VI RAJIPUR CHAUMAL	24.7	37.3	22.3	19.7	37.8	39.5	136	136	0	10	30	1	41	0	95	-4.79
KAILALI	73120	2	MOUNT SAIPAL INTERNATIONAL A	42.6	46.5	51.1	29.6	42.3	44.9	100	99	11	28	36	0	75	0	24	26.21
KAILALI	73121	2	EVEREST ACADEMY ATTARIYA	32.9	45.3	34.5	30.7	39.7	40.3	72	72	6	9	21	0	36	0	36	9.22
KAILALI	73122	2	T.R. MEMORIAL BOARDING SCHOC	27.7	38.7	33.6	22.6	35.9	37.4	43	43	0	5	12	0	17	0	26	1.05
KAILALI	73123	1	RASTRIYA MA VI BICHAIPUR BASA	21.8	39.5	17.4	14.8	33.4	30.9	77	77	0	1	13	1	15	0	62	-11.5
KAILALI	73124	2	THE SUN RISE SECONDARY E. B. S	35.5	47.5	38.9	21.5	37.9	40.8	31	30	0	8	6	0	14	0	16	6.75
KAILALI	73125	1	BHAIRAV AM VI NIGALI	21.1	30.3	22.6	14.6	35.3	41	36	35	0	1	6	0	7	0	28	-10.9
KAILALI	73126	1	JANATA MA VI CHAURIPUR BALIY	18.8	35.5	21.4	15.5	35.1	28.7	97	97	0	4	13	1	18	0	79	-11.7
KAILALI	73127	2	GLOBAL ACADEMY ENGLISH SCHC	58.5	58.2	54.5	38.1	47.9	47.1	22	22	2	16	3	0	21	0	1	41.76
KAILALI	73128	1	RASHTRIYA MA VI UTTAR BEHADI	27.7	42.5	22.6	17.6	38.5	34.3	22	22	0	1	6	1	8	0	14	-1.98
KAILALI	73129	1	EMMANUEL BOARDING SCHOOL A	38.4	54.1	53	42.1	56.1	45.7	35	35	3	19	10	1	33	0	2	38.61
KAILALI	73130	2	BHAWANI MA VI GHUIYANGHAT	16.9	32	14.6	10.1	22.9	29.2	45	39	0	2	1	0	3	0	36	-17.6
KAILALI	73131	1	THEK RAJ MA VI BELADEVIPUR GH	25.7	44.7	33.7	24.9	38.5	42.6	95	95	2	11	36	1	50	0	45	8.86
KAILALI	73132	2	HOLYLAND ENGLISH BOARDING S	41.1	48.9	54.7	36.4	53.6	41.2	74	72	6	33	25	2	66	0	6	36.14
KAILALI	73133	1	GUHYESHWARI MA VI GETA BASA	27.9	39.5	30.4	18.3	35.5	34.7	55	54	0	8	13	0	21	0	33	1.04
KAILALI	73134	2	SHUKRA SECONDARY SCHOOL KH	14.3	29.7	12.2	12.2	32.9	37.8	46	46	0	1	2	0	3	0	43	-18.6
KAILALI	73135	3	SARASWOTI NUMANA HIGHER SEC	20.8	22.1	18.7	14.5	22	26.8	33	31	0	0	2	5	7	0	24	-11.4
KAILALI	73136	1	KRISHNA DHWAJ CHANDRA MA. V	14.2	29.9	15.4	15.4	29.7	28.1	98	98	0	1	9	1	11	0	87	-16.2
KAILALI	73137	1	RASTRIYA MA. VI., NAKPHODUWA	18.9	24.2	16	9.9	23.4	21.2	42	40	0	0	4	1	5	0	35	-15.7
KAILALI	73138	1	VIRAT SANATAN DHARMA SANSK	17.8	32.4	20.3	14.3	24.3	31.2	25	24	0	0	1	2	3	0	21	-16.3
KAILALI	73139	1	MOTI MA. VI., MOTINAGAR	19.5	32.8	16.5	16.8	31.9	32.7	62	62	0	4	6	0	10	0	52	-12.7
KAILALI	73140	1	HIMALAYA RASTRIYA MA. VI., PAT	23.7	30	23.5	19	22.7	32.2	79	79	0	6	10	1	17	0	62	-9.66
KAILALI	73141	1	RASTRIYA MA. VI., PATHARAIYA-2	20.3	36.8	21.5	13.1	25.2	18.9	61	61	0	2	7	0	9	0	52	-13.8
KAILALI	73142	1	MAHENDRA MA. VI., PAGIYAPASA	12.9	29.6	10.5	14.3	29.6	28.8	35	35	0	0	2	0	2	0	33	-19.3
KAILALI	73143	2	J. K. ENGLISH SECONDARY SCHOO	47.3	57.9	62	45.4	57.6	45.7	52	51	10	26	13	0	49	0	2	42.43
KAILALI	73144	2	SUNRISE ENGLISH BOARDING SCH	31.5	39.3	39.2	28.2	44.5	38.2	46	46	0	7	18	1	26	0	20	10.79
KAILALI	73145	1	DURGA MA.VI., BHAJANI-9 KUSUM	11.4	27.8	21	12.6	18.7	22.2	51	51	0	1	4	1	6	0	45	-15.9
KAILALI	73146	1	MELGHATTI MA.VI. SANDEPANI-8	19.6	35.2	17.7	15.1	33.7	29.2	132	132	0	4	21	2	27	0	105	-10.8
KAILALI	73147	1	SHREE BHANU MA.VI. URMA-7 PA	17.5	35.6	29.2	18.3	41.2	26.9	59	59	0	3	9	2	14	0	45	-8.91
KAILALI	73148	2	SHREE MARIGOLD ACADEMY VIDY	33.3	40.4	32	17.5	33.6	31.1	22	22	1	2	6	0	9	0	13	2.73

**PERFORMANCE OF ALL SCHOOLS IN SLC EXAMINATION BY DISTRICTS**  
**2071 BS (2015 AD)**

DISTRICT	SCODE	ST	SCHOOL	AVERAGE MARKS IN COMP. SUBJECTS						STUDENT		PASS DIVISION						WLD	FLD	SEM
				ENG	NEP	MAT	SCI	SOC	HPE	TAP	TAPRD	DIS	FIR	SEC	TIR	PASS				
KAILALI	73149	1	SHREE BHANU SECONDARY SCHO	19.3	25.4	17.6	9.5	30.1	32.5	29	27	0	0	3	0	3	0	24	-16.2	
KAILALI	73150	1	SHREE SHARADA SECONDARY SCH	23.1	43	22.6	12.3	32.9	40.2	57	57	0	5	5	0	10	0	47	-11.6	
KAILALI	73151	1	SHREE SARASWATI SECONDARY S	19.3	24.1	15.8	14.7	22.1	27.1	92	92	0	0	7	3	10	0	82	-16.7	
KAILALI	73152	1	SHREE JANPRABHAT SECONDARY	21	34.3	11.8	20.3	28	31.2	21	21	0	0	3	0	3	0	18	-14.5	
KAILALI	73153	1	SHREE JANTA RASTRIYA SECOND	20.7	41.6	17.5	18.2	24.7	32.5	51	50	0	1	7	2	10	0	40	-11.4	
KAILALI	73154	1	RASTRIYA SECONDARY SCHOOL, C	14.9	26.4	15.7	15.2	19.9	25	124	122	0	3	6	1	10	0	112	-17.7	
KAILALI	73155	2	PRIYANKA ENGLISH HIGH SCHOOL	52.5	40.7	63.7	44.2	49.6	54.9	22	22	1	14	6	0	21	0	1	39.55	
KAILALI	73156	2	KAILALI VIDYA NIKETAN DHANGA	41.3	50.8	38.3	16	42.6	48.4	20	20	0	3	5	0	8	0	12	1.69	
KAILALI	73157	2	BRIGHT STAR ENGLISH MEDIUM S	39.8	49.4	38.1	34.9	31.6	50.7	35	35	0	13	10	0	23	0	12	18.64	
KAILALI	73158	2	SHREE GYAN JYOTI VIDYA MANDI	37	47.8	47.5	33.7	42.3	42.8	37	36	1	12	14	0	27	0	9	24.17	
KAILALI	73159	1	MOHANYAL SECONDARY SCHOOL	22	33.9	24.5	21.1	40.7	47.2	11	11	0	1	2	0	3	0	8	-6.14	
KAILALI	73160	1	JANATA MA.VI. KHAIRALA-4 BAISE	17.7	33.5	19.1	13.7	35.6	35.6	22	22	0	0	3	1	4	0	18	-12.7	
KAILALI	73161	1	SHREE SARASWOTI SECONDARY S	22	34.5	22.4	13.6	31.7	29.6	69	69	0	1	8	0	9	0	60	-15	
KAILALI	73162	1	RASTRIYA SECONDARY SCHOOL, B	21.9	35.8	18.7	16.7	42.8	35.6	35	35	0	2	6	0	8	0	27	-9	
KAILALI	73163	1	SHREE JAN KALYAN SECONDARY	18.1	30.7	13.1	13.8	25.5	24.3	91	90	0	3	7	1	11	0	79	-15.4	
KAILALI	73164	2	EMERALD ACADEMY, BISHALNAG	62.2	57.3	86.8	46.1	48.4	57.8	18	18	4	14	0	0	18	0	0	48.33	
KAILALI	73165	2	KALAM BAM MEMORIAL ENGLISH	42	45.2	42.3	33.9	38	38.6	21	21	0	6	6	0	12	0	9	12.86	
KAILALI	73166	1	MOHANYAL SECONDARY SCHOOL	19	34.1	23	18.7	31.2	32.3	110	110	0	1	20	1	22	0	88	-11.2	
KAILALI	73167	1	JANATA SECONDARY SCHOOL BAI	25	41.8	29.1	20.2	38.2	32.1	87	87	0	7	22	0	29	0	58	-2.84	
KAILALI	73168	1	BHAWANI RASTRIYA SECONDARY	14.3	33.6	16.6	13.1	25.3	27.5	163	162	0	3	15	1	19	0	143	-15.8	
KAILALI	73169	1	RASTRIYA SECONDARY SCHOOL, S	15.5	28.9	11.9	13.4	32.3	37.5	22	22	0	0	3	0	3	0	19	-14.8	
KAILALI	73170	1	DEEPENDRA CHARPATE SECONDA	22.9	28.7	14.1	13.1	36	33	48	48	0	0	3	0	3	0	45	-19	
KAILALI	73171	1	MOHANYAL HIGH SCHOOL, MASU	13.7	34.8	17.2	13.1	26.2	31.8	66	65	0	1	6	0	7	0	58	-16.3	
KAILALI	73172	2	RADIANT MONTESSORI ENGLISH S	52.6	51.8	70.2	40.7	55.6	45.9	78	78	9	45	19	0	73	1	4	39.95	
KAILALI	73173	2	SHREE JANA KALYAN ENGLISH SC	42.6	50.9	46.6	18.2	44.1	35.9	20	20	0	7	1	0	8	1	11	5.06	
KAILALI	73174	2	SARVODAYA VIDYA MANDIR, CHU	21.8	38.6	37.8	20.5	27.6	32.4	39	37	0	6	8	1	15	0	22	1.86	
KAILALI	73175	1	NAVA JEEVAN MA VI BALIYA	23.4	35.7	24.7	16.6	31.5	33	76	74	0	3	12	2	17	0	57	-9.39	
KAILALI	73176	1	SHANTI MA VI SUGARKHAL	17.6	42.4	19.7	15.1	31.8	35.2	33	31	0	2	5	0	7	0	24	-9.07	
KAILALI	73177	1	MAHADEV SECONDARY SCHOOL, S	13.3	33	11.7	10.6	24.5	27.1	58	56	1	1	5	0	7	0	49	-14.8	
KAILALI	73178	1	RASTRIYA SECONDARY SCHOOL, B	14.1	29.1	17.5	13.3	33.4	19.7	39	37	0	0	4	1	5	0	32	-15.2	

**PERFORMANCE OF ALL SCHOOLS IN SLC EXAMINATION BY DISTRICTS**  
**2071 BS (2015 AD)**

DISTRICT	SCODE	ST	SCHOOL	AVERAGE MARKS IN COMP. SUBJECTS						STUDENT		PASS DIVISION					WLD	FLD	SEM
				ENG	NEP	MAT	SCI	SOC	HPE	TAP	TAPRD	DIS	FIR	SEC	TIR	PASS			
KAILALI	73179	1	RASTRIYA SECONDARY SCHOOL, I	17.8	30.2	18.8	18.9	30.2	31.5	84	84	0	0	13	0	13	0	71	-13.8
KAILALI	73180	1	SAMAJEE SECONDARY SCHOOL, N	31.6	51.9	54	36.2	53.8	42.1	120	120	2	54	47	0	103	0	17	31.28
KAILALI	73181	1	BAL JYOTI SECONDARY SCHOOL, J	19.6	37.7	20.6	9.6	28.1	19.5	41	37	0	1	3	0	4	0	33	-16.1
KAILALI	73182	1	DEEPENDRA SECONDARY SCHOOL	20.2	40	24	19.6	38.5	39.7	28	28	0	4	6	0	10	0	18	-0.8
KAILALI	73183	2	JAGAT TARA ENGLISH BOARDING	38.4	51.2	45.5	25	40.1	41.3	44	43	1	14	11	0	26	0	17	15.78
KAILALI	73184	2	TRIBHUWAN RASTRIYA MA VI, MA	10.7	26.1	15.8	10.6	15.9	28.3	41	38	0	0	0	0	0	0	38	-22.5
KAILALI	73185	1	SHREE SARASWATI SECONDARY S	21.4	38.7	29.2	18.3	33.4	34.4	63	63	0	1	9	1	11	0	52	-12.7
KAILALI	73186	1	SHREE RASTIRYA SECONDARY SC	21.9	40.4	24.3	13.3	29	38.2	44	44	0	4	5	0	9	0	35	-9.97
KAILALI	73187	1	BHAIRABMALA RASTRIYA SECONI	10.5	34.1	26.9	17.5	23.5	26.5	8	8	0	0	1	0	1	0	7	-15.5
KAILALI	73188	2	ADARSH SAMUDAYIK VIDHYA MA	35.7	43.7	35.5	27.4	38	43.2	37	36	0	7	12	1	20	0	16	10.67
KAILALI	73189	2	NOBEL ACADEMY NEPAL ENGLISH	30	47.3	43.6	22	36.3	38.6	27	26	0	5	8	0	13	0	13	7.79
KAILALI	73190	1	SHREE RASTRIYA SECONDARY SC	17.6	25.1	12.9	11.8	20.2	19.4	62	60	0	0	5	2	7	0	53	-16.3
KAILALI	73191	1	KARNALI SECONDARY SCHOOL, TI	24.1	47.4	28.7	26.6	36.8	39	53	53	1	3	15	1	20	0	33	-0.33
KAILALI	73192	1	SHREE RASTRIYA MA VI, LAKADM	18.1	27.8	15.1	14.3	19.1	22.2	52	52	0	0	5	1	6	0	46	-16.2
KAILALI	73193	2	GLEE ACADEMY SCHOOL, HASANI	60.3	58.9	71.8	49.1	51.5	49.3	47	47	3	36	6	0	45	0	2	41.65
KAILALI	73194	2	SHREE BRIGHT FUTURE ENGLISH N	46.8	48.8	50.4	33.4	44.6	41.6	51	49	1	12	22	0	35	0	14	20.97
KAILALI	73195	2	RAM JANAKI ENGLISH BOARDING	40.7	52.4	56.8	27.6	38.2	43.8	12	12	1	4	3	0	8	0	4	20.94
KAILALI	73196	1	SHREE RASTRIYA SECONDARY SC	22.9	33.7	26.7	18.7	31.4	33.7	89	89	0	3	14	3	20	0	69	-9.81
KAILALI	73197	1	SHREE MAHENDRA SECONDARY S	12.4	35	12.1	12.6	31.3	26.8	17	16	0	0	2	1	3	0	13	-12.6
KAILALI	73198	1	SHREE SAPTA SHREE SECONDARY	45	51.4	58.7	36.9	43.8	44.8	19	19	0	8	8	0	16	0	3	29.61
KAILALI	73199	1	SHREE PANCHO DAYA SECONDAR	19.4	29	20.5	20	27.2	27.4	46	44	0	1	10	1	12	0	32	-7.13
KAILALI	73200	2	GYAN NIKETAN ENGLISH BOARDIN	52.4	41.2	49	29.4	27.4	41.4	14	14	0	4	4	0	8	0	6	12.86
KAILALI	73201	1	SHREE RASTRIYA SECONDARY SC	18.8	26.3	13.1	13.4	17.6	22	72	72	0	1	0	0	1	0	71	-21.6
KAILALI	73202	1	SARASWATI SEC.SCHOOL MANEHA	24.3	38	39.6	22.7	27.9	38.1	84	83	0	7	24	3	34	0	49	1.14
KAILALI	73203	1	BALSEWA SEC. SCHOOL CHAKAPA	16.2	42.2	27.1	20.5	29.8	35.2	63	62	0	4	9	2	15	0	47	-8.48
KAILALI	73204	1	SETI MAIYA CHAUDHARY SEC. SCI	12.8	29.2	14.4	9.9	19.6	28.5	69	66	0	0	4	0	4	0	62	-19.1
KAILALI	73205	1	JAGADAMBIKA BHAGAWATI SEC.S	24.8	40.1	32.8	18	30.6	34.5	84	79	0	9	13	1	23	1	55	-4.68
KAILALI	73206	1	JANAKI SECONDARY SCHOOL GAD	26.5	38.6	25.4	15.2	34.5	32.9	27	27	0	1	3	1	5	0	22	-12
KAILALI	73207	1	RASTRIYA SECONDARY SCHOOL, I	17.5	32.7	18.7	20.8	30.5	26.4	35	33	0	1	3	5	9	0	24	-8.3
KAILALI	73208	1	SARBODAYA SEC. SCHOOL PHULW	20.4	29.7	19.1	17.5	27.1	32.2	41	41	0	0	6	1	7	0	34	-13.1



**PERFORMANCE OF ALL SCHOOLS IN SLC EXAMINATION BY DISTRICTS**  
**2071 BS (2015 AD)**

DISTRICT	SCODE	ST	SCHOOL	AVERAGE MARKS IN COMP. SUBJECTS						STUDENT		PASS DIVISION					WLD	FLD	SEM
				ENG	NEP	MAT	SCI	SOC	HPE	TAP	TAPRD	DIS	FIR	SEC	TIR	PASS			
KAILALI	73209	1	GHANTESHWOR SEC. SCHOOL GET	36.5	53.9	49	31.2	44	49.6	41	41	0	14	18	0	32	0	9	25.24
KAILALI	73210	1	RESTRIYA SEC. SCHOOL MALAKHE	28	39.8	25.2	16.9	33.7	31.1	44	44	0	4	8	3	15	0	29	-2.97
KAILALI	73211	1	SUNPAL PANCH SECONDDDARY SCH	13.7	36	14.6	13	24.4	32.9	47	47	0	1	4	0	5	0	42	-16.3
KAILALI	73212	2	MAYUR E.B.H.SCHOOL KAILALI	49.1	44.3	68.6	40.2	43.9	53.9	12	12	0	7	2	0	9	0	3	26.25
KAILALI	73213	2	OX FORD UNIVERSE RADIX SEC.SC	51.1	47.5	64	40.5	41.4	50.1	15	15	0	7	7	0	14	0	1	35.25
KAILALI	73214	2	BHANU M.E.B.SCHOOL BHAJANI K	24.9	31.9	29.6	17.1	23.5	25.9	19	19	0	1	0	0	1	0	18	-18.9
KAILALI	73215	1	RASTRIYA SECONDARY SCHOOL D	9.6	19.3	10.6	11	20.2	20.6	50	49	0	0	1	2	3	0	46	-19.5
KAILALI	73216	1	SARASWATI SECONDARI SCHOOL	19.8	44.3	33.2	19.2	33	36.7	23	23	0	0	7	0	7	0	16	-5.38
KAILALI	73217	1	BALKALYAN MA.VI.BALIYA 8 KAIL	28.6	44.7	36.6	26.8	39.1	39	74	72	3	10	28	0	41	0	31	12.19
KAILALI	73218	1	RASTRIYA MA.VA.RAMSHIKHARJH	23.6	41.5	27.5	18.7	33.1	36.8	45	44	0	1	15	1	17	0	27	-0.73
KAILALI	73220	1	KALIKA MA VI RAMSHIKHARJHAL	18.5	36	32.6	22.3	26.4	32.2	23	23	0	2	1	0	3	0	20	-14.2
KAILALI	73221	1	JANKALYAN MA VA PAHALMANPU	13.2	29.1	12	11.6	20.5	24.4	42	38	0	2	3	0	5	0	33	-14.5
KAILALI	73222	1	JANATA RA.MA VA GETA 9 KAILAI	25	45.3	30.9	25	32.6	51.3	22	22	0	1	8	1	10	0	12	3.14
KAILALI	73223	1	SARSWATI MA VA JOSHIPUR 1LAK	23.8	32.6	20.5	16.1	22	25.2	45	45	0	2	2	1	5	0	40	-16
KAILALI	73224	1	RASTRIYA MAVI PARTAPPUR 5 KA	15.6	32.4	16.5	18.5	28	27.7	32	31	0	0	5	0	5	0	26	-13.4
KAILALI	73225	1	BHRIKUTI MA.VI.SUBARNAPUR 7K	20.5	31.7	19.1	14.2	26	32.6	37	37	0	0	6	0	6	0	31	-13.4
KAILALI	73228	1	MOUNT SAIPAL ENGLISH SCHOOL	35.3	53.7	37	30.3	42.5	53	18	18	0	4	2	1	7	0	11	1.33
DARCHULA	74001	1	MAHENDRA MA VI KHALANGA	29.5	45.9	25.2	14.8	37.3	34.1	151	150	0	15	22	0	37	0	113	-7.5
DARCHULA	74002	1	SHANKARPUR MA VI PASTI	28	40.9	27.6	15.5	45.2	38.2	49	49	0	3	5	1	9	0	40	-11.7
DARCHULA	74003	1	GOKULESHWAR MA VI GOKULE	28.6	36.7	33.6	30.4	36.8	33.7	87	83	0	9	31	1	41	0	42	6.39
DARCHULA	74004	1	HIMALAYA MA VI HUTI	16.9	36.7	13.7	18.7	32.6	37	35	34	0	0	4	0	4	0	30	-15.9
DARCHULA	74005	1	LATINATH MA VI RASKOT MARMA	26.6	40.7	33.3	18	35.9	44.2	49	49	0	1	18	0	19	0	30	-0.46
DARCHULA	74006	1	HUNAINATH MA VI RATAMATA	32	41.5	25.1	31.6	44.5	34.7	26	26	0	1	9	1	11	0	15	1.36
DARCHULA	74007	1	SARSWATI MA VI UKU	23.8	47.2	29.2	30.5	51.2	46.9	11	11	0	2	1	0	3	0	8	-5.11
DARCHULA	74008	1	HUNAINATH MA VI KUNI	14.6	31.1	9.9	17.3	33.7	32.8	44	44	0	0	2	0	2	0	42	-19.9
DARCHULA	74009	1	MALIKARJUN MA VI DHAP	19.3	42.7	9.8	11.2	38.3	32.3	6	6	0	0	0	0	0	0	6	-22.5
DARCHULA	74010	1	GANESH BINAYAK MA VI SIPTI	22.4	50.8	28.4	18.1	52.8	41.8	34	34	0	2	5	0	7	0	27	-10.3
DARCHULA	74011	1	GAURILMANDAU MA VI HIKILA	20.7	42	26.2	28.8	39.9	35.1	51	51	0	0	19	1	20	0	31	-0.63
DARCHULA	74012	1	KHANDESWARI MA VI CHHECHIM	15.1	30	12.1	16.9	32.3	29.2	104	103	0	0	4	3	7	0	96	-19
DARCHULA	74013	1	KRISHNA MA VI BALANCHHA	15.3	38.2	30.4	16.5	34.9	41	50	49	0	0	13	0	13	0	36	-7.58

**PERFORMANCE OF ALL SCHOOLS IN SLC EXAMINATION BY DISTRICTS**  
**2071 BS (2015 AD)**

DISTRICT	SCODE	ST	SCHOOL	AVERAGE MARKS IN COMP. SUBJECTS						STUDENT		PASS DIVISION					WLD	FLD	SEM
				ENG	NEP	MAT	SCI	SOC	HPE	TAP	TAPRD	DIS	FIR	SEC	TIR	PASS			
DARCHULA	74014	1	MALIKARJUN MA VI MAD	27.5	38.5	21.2	15.6	33.4	41.1	31	30	0	1	5	0	6	0	24	-10.9
DARCHULA	74015	1	LATINATH MA VI CHANDANPUR C	18.3	38	15.1	24.4	43.7	39.6	61	61	0	2	4	0	6	0	55	-16.6
DARCHULA	74016	1	SHREE KRISHNA MA VI LALI	20.6	31	10.9	12.5	27.5	31.9	34	34	0	1	2	0	3	0	31	-17.2
DARCHULA	74017	1	HUSKAR MA VI KATAI	18.6	45.8	13.9	13.2	34.7	28.3	41	41	0	1	0	0	1	0	40	-20.9
DARCHULA	74018	1	RASTRIYA MA VI DATTU	13.3	40.3	7.9	10.9	37.5	27.9	42	42	0	0	2	0	2	0	40	-19.8
DARCHULA	74019	1	SAMPAL MA VI SUNSEARA	16.1	37	19.9	28.2	36.2	31.8	60	60	0	4	9	0	13	0	47	-9.56
DARCHULA	74020	1	GALAINATH MA VI JHARKADA	18.5	42.6	35.8	22.2	40.4	42.4	34	34	0	3	10	0	13	0	21	0
DARCHULA	74021	1	SHREE KRISHNA MA VI DANDAKO	21	32.6	16.5	15.7	25.2	32.5	48	47	0	0	6	1	7	0	40	-14.3
DARCHULA	74022	1	JAN BIKASH MA VI BARBAJ	17.5	30.5	14.8	10.9	30.5	26.2	11	11	0	2	0	0	2	0	9	-10.2
DARCHULA	74023	1	KEDARESWORI MA VI SUNDAMUN	31	42.8	28.9	18.2	48.6	36.7	9	9	0	0	4	0	4	0	5	2.5
DARCHULA	74024	1	LATINATH MA VI KHAR MARMA	27.1	38.4	28.1	20.6	36.5	39.2	32	32	0	0	10	1	11	0	21	-3.47
DARCHULA	74025	1	JANAHIT MA VI DHULIGADA KHED	20.7	32.3	11.5	14.4	29.8	32.2	52	51	0	0	7	0	7	0	44	-14.8
DARCHULA	74026	1	SATYA PRAKASH MA VI DETHALA	21.2	42.2	40.7	18.5	37	43.8	33	33	0	1	8	0	9	0	24	-6.82
DARCHULA	74027	1	MALIKARJUN MA VI KANDAPARI	19.8	35.7	26.6	16.1	25.8	35.1	46	45	0	2	9	2	13	0	32	-6.18
DARCHULA	74028	1	MALIKARJUN MA VI MILMILI	26.5	42.8	25.2	16.3	46.5	38.9	32	32	0	0	3	0	3	0	29	-17.2
DARCHULA	74029	1	RASTRIYA MA VI THING	19.4	37.4	13.3	10.4	41.4	34.9	25	24	0	0	2	0	2	0	22	-17.8
DARCHULA	74030	1	TAPOBAN MA VI MARMA PADPAD	22.3	41.5	25.9	27.5	46.1	35.6	72	72	0	8	16	1	25	0	47	-1.85
DARCHULA	74031	1	DHARIPATA MA VI DHARI	18.8	39	9.9	16.9	34.3	37.9	14	14	0	0	0	0	0	0	14	-22.5
DARCHULA	74032	1	GALLA KEDAR MA VI KHARKADA	28.3	37.5	23.4	28.5	43.7	32.9	35	35	0	1	13	1	15	0	20	1.65
DARCHULA	74033	1	MALIKARJUN SECONDARY SCHOO	26.5	36.9	35.1	31.8	40	33.2	24	23	0	5	7	0	12	0	11	9.29
DARCHULA	74034	1	CHHANNA TINKARI KANYA MA VI	25.4	41.6	23	16.4	42.5	33.2	28	28	0	1	5	2	8	0	20	-6.72
DARCHULA	74035	1	KEDARNATH MA. VI., DHARAMGH	24.1	33.3	25.1	24.6	39.8	31.8	36	36	0	0	12	1	13	0	23	-2.46
DARCHULA	74036	1	BADIPUR MA. VI., SARMOLI	32.3	40.4	26.5	28.6	40.8	34.9	41	41	0	2	6	2	10	0	31	-8.71
DARCHULA	74037	1	SHREE APIPATH PRADARSHAK MA	14.9	32.4	15.1	17.8	32.3	28.4	42	39	0	1	4	1	6	0	33	-13.8
DARCHULA	74038	1	SHREE ALKAPURI SECONDARY SC	13.6	37.9	11.8	17	29.9	32.4	9	9	0	0	0	0	0	0	9	-22.5
DARCHULA	74039	1	SHREE KHAN SECONDARY SCHOO	30.6	38.8	25.4	21.6	36.1	46.6	8	8	0	0	2	0	2	0	6	-8.44
DARCHULA	74040	1	SHREE GADIBHAWAN SECONDARY	15.6	35.3	14.9	21.6	45.7	33.4	16	16	0	2	0	0	2	0	14	-14.1
DARCHULA	74041	1	SHREE DURGASTHAN SECONDARY	18	39.2	22	28.8	34.8	33.6	24	23	0	1	5	2	8	0	15	-3.29
DARCHULA	74042	1	SHREE DURGESHOWARY SECOND	15.1	33.8	13.7	16.2	30.6	30.2	29	29	0	0	1	0	1	0	28	-20.6
DARCHULA	74043	1	SHREE NEELPATALESHWOR SECO	10.9	28	4.1	9.7	33.4	29.7	34	34	0	0	0	0	0	0	34	-22.5

**PERFORMANCE OF ALL SCHOOLS IN SLC EXAMINATION BY DISTRICTS**  
**2071 BS (2015 AD)**

DISTRICT	SCODE	ST	SCHOOL	AVERAGE MARKS IN COMP. SUBJECTS						STUDENT		PASS DIVISION						WLD	FLD	SEM
				ENG	NEP	MAT	SCI	SOC	HPE	TAP	TAPRD	DIS	FIR	SEC	TIR	PASS				
DARCHULA	74044	1	SHREE BADRINATH MA.VI. BOHAR	20.8	40.4	30.6	17.5	36.8	40.3	45	45	0	2	9	0	11	0	34	-8.25	
DARCHULA	74045	1	MAHADEV SECONDARY SCHOOL,	15.3	27	10.8	17.9	29.9	26.7	23	22	0	0	0	0	0	0	22	-22.5	
DARCHULA	74046	1	SHREE MALIKARJUN MA.VI. AGAR	30.1	42.7	27.1	17.6	46.9	36.4	36	36	0	7	3	0	10	0	26	-4.69	
DARCHULA	74047	1	SHREE BHUMIRAJ MA VIEYARKOT	25	44.9	23.8	19	46.8	39.1	22	22	0	1	5	0	6	0	16	-6.65	
DARCHULA	74048	1	LATINATH SECONDARY SCHOOL, I	25.8	35.9	42.6	17	30.7	35.2	34	32	0	3	8	1	12	0	20	-0.66	
DARCHULA	74049	1	SHREE SALLEDHAR MA VI, MURAI	19.9	35.3	18.8	21.5	35.1	33.7	23	23	0	0	4	1	5	0	18	-10.7	
DARCHULA	74050	3	SHREE MAHENDRA NAMUNA UCHH	11.6	26	3.1	7.9	19.1	22	9	8	0	0	0	0	0	0	8	-22.5	
DARCHULA	74051	1	SARASWATI SECONDARY SCHOOL	28.9	37.4	21.7	19.7	29.2	40.9	20	20	0	2	3	0	5	0	15	-7.31	
DARCHULA	74052	1	SHREE GARADA SECONDARY SCH	21.5	40.4	20.1	14.7	29.8	37.7	10	10	0	0	1	0	1	0	9	-16.9	
DARCHULA	74053	1	SHREE PIPAL CHAURI SECONDARY	15.5	42.3	20.6	29.3	38.6	33.2	19	19	0	0	3	0	3	0	16	-13.6	
DARCHULA	74054	1	GANEH SECONDARY SCHOOL GAN	16.7	34	15.9	15.8	39.3	32.6	11	11	0	0	1	0	1	0	10	-17.4	
DARCHULA	74055	1	MALIKARJUN SECONDARY SCOO	16.4	30.6	9.4	16.6	35.7	29.7	18	18	0	0	1	0	1	0	17	-19.4	
DARCHULA	74056	1	SHIVALING SECONDARY SCHOOL	18.7	35.6	18.3	16.4	29.1	35.3	24	24	0	1	4	0	5	0	19	-10.3	
DARCHULA	74057	1	HIMALAYA SECONDARY SCHOOL	13.8	32.2	7.6	13.8	36.9	28.2	19	17	0	0	0	0	0	0	17	-22.5	
DARCHULA	74058	1	HUNANINATH SECONDARY SCHO	20.6	46.8	18.1	17.4	42.7	37.5	21	21	0	1	3	0	4	0	17	-11.3	
DARCHULA	74059	1	HUNAINATH MA.VI.CHANDANPUR	24.4	37.6	20.6	19.2	33.6	35.8	19	19	0	2	3	0	5	0	14	-6.51	
DARCHULA	74060	1	SIDDHA MADHYAMIK VIDYALAYA	12.8	32.9	10.9	22.1	20.9	27.5	17	16	0	0	1	1	2	0	14	-16.1	
DARCHULA	74061	1	HUNAINATH MADHYAMIK VIDYAI	30.6	41.3	20.8	28.2	38.6	30.8	16	15	0	1	0	1	2	0	13	-14.9	
DARCHULA	74062	1	BASANTPUR MADHYAMIK VIDYAI	19.3	41.3	21.5	30.3	38.4	30.7	34	34	0	2	5	0	7	0	27	-10.3	
DARCHULA	74063	1	AIDIBAG SECONDARY SCHOOL MA	28.2	45.4	28.1	31.4	41.9	34	27	26	0	2	4	1	7	0	19	-6.87	
DARCHULA	74064	2	CHAULANI SECONDARY ENGLISH	49.4	53	63.1	36	52.1	56.7	7	7	0	4	2	0	6	0	1	32.14	
DARCHULA	74066	1	GAURISHANKAR SECONDARY SCH	16.3	37.4	16.3	14.6	43.1	32.9	8	8	0	0	1	0	1	0	7	-15.5	
DARCHULA	74067	2	DARCHULA PUBLIC SCHOOL DARC	61.1	54.3	46.9	40	57.7	46.9	15	15	0	10	4	0	14	0	1	37.5	
DARCHULA	74068	2	ASIAN ACADEMY KHALANGA	60.1	56.6	60.1	31.6	61.3	44.4	8	8	0	5	2	0	7	0	1	33.75	
BAITADI	75001	1	SHANKAR SAN UCHHA MA VI MUL	16.7	39.6	28.5	22.7	29.5	34.5	42	42	0	3	3	0	6	0	36	-13.7	
BAITADI	75002	1	DANESHWAR MA VI BARAKOT	19.7	40.8	24.3	26.7	41.2	36.5	26	26	0	1	7	1	9	0	17	-2.97	
BAITADI	75003	1	BIRENDRA UCHHA MA VI SHAHILE	19.3	29.7	18.9	19.1	30.4	26	92	90	0	3	9	1	13	0	77	-14.1	
BAITADI	75004	1	SHREE KRISHNA UCHHA MA VI PA	22.3	36.1	15.6	18.7	28.5	28.9	66	64	0	0	8	2	10	0	54	-14	
BAITADI	75005	1	BASUDEV UCHHA MA VI CHANDRA	24	51.4	35.1	25.2	40.7	40.2	35	35	0	6	12	0	18	0	17	8.36	
BAITADI	75006	1	MANILEK UCHHA MA VI KESHARP	17.3	31.1	16.2	16.7	22.8	32.2	55	55	0	1	2	0	3	0	52	-19.2	

**PERFORMANCE OF ALL SCHOOLS IN SLC EXAMINATION BY DISTRICTS**  
**2071 BS (2015 AD)**

DISTRICT	SCODE	ST	SCHOOL	AVERAGE MARKS IN COMP. SUBJECTS						STUDENT		PASS DIVISION					WLD	FLD	SEM
				ENG	NEP	MAT	SCI	SOC	HPE	TAP	TAPRD	DIS	FIR	SEC	TIR	PASS			
BAITADI	75007	1	SARASWATI SAN MA VI NAGTADI	18.6	40.4	24.3	17.7	25.4	49.9	16	16	0	0	1	0	1	0	15	-19
BAITADI	75008	1	PANCHADEV MAHANANDA MA VI	26.4	33.6	34.8	21.1	29.6	32.4	74	72	0	2	29	3	34	0	38	3.97
BAITADI	75009	1	DILESHWARI UCHHA MA VI PURCH	23.6	45	34.2	24	43.6	38.2	117	117	0	12	47	1	60	0	57	7.42
BAITADI	75010	1	KEDAR UCHHA MA VI PIPALKOT	24.5	38.8	19.6	17.8	36.9	32.3	72	71	0	5	10	0	15	0	56	-9.82
BAITADI	75011	1	ARJUN UCHHA MA VI GANJARI	28.7	46.9	20.3	19.6	34.3	36	100	100	0	1	19	2	22	0	78	-10.2
BAITADI	75012	1	KHETI MA VI PURCHAUNDI TALLA	25.1	36.1	13.3	20.6	35.3	35.4	64	62	0	2	8	0	10	0	52	-13.1
BAITADI	75013	1	KEDARESHWAR UCHHA MA VI DU	12.2	28.7	12.9	12.4	23.1	25.9	111	110	0	1	3	0	4	0	106	-20.4
BAITADI	75014	1	BIJAYAPUR UCCHA MA VI TITABA	23	40.6	27.4	22.3	41.8	39.7	47	47	0	3	10	0	13	0	34	-6.22
BAITADI	75015	1	NAGARJUN MA VI SHARMALI	24.9	40.4	29.9	25.1	32.7	35.6	66	66	0	3	24	1	28	0	38	1.73
BAITADI	75016	1	SANATAN DHARMA UCHHA MA VI	20.3	42.2	15.6	15.4	30.1	32.5	92	92	0	2	5	3	10	0	82	-16.5
BAITADI	75017	1	RAULESHWAR UCHHA MA VI RAM	21.3	39.4	17.4	20.6	33.1	32.6	57	56	0	1	10	1	12	0	44	-10.4
BAITADI	75018	1	UDAYDEV MA VI KIMTOLI	17.5	37.2	16	18.1	26.8	35.8	64	63	0	2	1	0	3	0	60	-19.5
BAITADI	75019	1	KEDAR NAGARJUN UCHHA MA VI	28.6	49.7	40.4	27.5	44.3	44.5	41	40	0	12	19	0	31	0	9	24.47
BAITADI	75020	1	JABALPUR MA VI SAILODA	23.6	39.7	33.2	27.2	34.2	35	71	70	0	3	35	0	38	0	32	8.52
BAITADI	75021	1	SHIGAS UCHHA MA VI GAURISHAN	19	34.2	15.3	15.8	28.4	33.5	43	42	0	1	1	0	2	0	40	-19.6
BAITADI	75022	1	LEK LUPUD MA VI GADH SHIVLING	22.9	44.8	22	28.4	37.1	36.2	34	33	0	2	12	0	14	0	19	2.05
BAITADI	75023	1	BHAGWATI UCHHA MA VI SITTAD	21.4	27.7	18.8	19.1	20.9	26.3	44	43	0	0	2	1	3	0	40	-18.8
BAITADI	75024	1	SIDDHANATH MA VI SHILANGA	21.5	44.8	33.4	24.6	36.8	34.3	38	37	0	6	5	2	13	0	24	-1.44
BAITADI	75025	1	KULAU UCHHA MA VI KULAU	42.9	50	40.8	21.6	50.5	36.6	52	52	0	13	14	0	27	0	25	9.52
BAITADI	75026	1	MANILEKH UCHHA MA VI GURUKI	21.7	53.5	33.4	22.6	35.2	38.6	45	45	0	3	8	0	11	0	34	-8
BAITADI	75027	1	UDAYA MA VI CHUWAGANSUR	28.7	46.8	24.6	20.5	36	35.3	41	41	0	0	12	0	12	0	29	-6.04
BAITADI	75028	1	DURGA MA VI KHALIGAD	13.3	27.8	13.2	12.2	23.1	27.3	42	42	0	0	4	0	4	0	38	-17.1
BAITADI	75029	1	JAGADAMBA MA VI RANIBUNGA	18.6	31.2	23	23.1	35.1	24.6	45	45	0	5	5	0	10	0	35	-8.75
BAITADI	75030	1	KALIKA MA VI THALIGADA	21.6	43.4	37.6	19.4	31.9	29	36	36	0	0	13	0	13	0	23	-2.19
BAITADI	75031	1	SHIKSHA KENDRA AMAR MA VI DI	27.1	42.6	31.9	22.8	41.3	31.8	71	71	0	5	25	4	34	0	37	4.68
BAITADI	75032	1	SHIGAS MA VI RAKSAUN BUDAKO	30.6	45.2	26.8	24.8	48.6	43.8	25	25	0	1	11	0	12	0	13	4.95
BAITADI	75033	1	NINGLA SHAINEE MA VI DEHIMAN	17.1	38.8	20.2	19.4	31.9	32.5	79	79	0	0	10	2	12	0	67	-14.2
BAITADI	75034	1	SHARADA MA VI DHUNGAD	27.7	50.5	42.9	26.4	38	37.7	23	23	0	4	11	0	15	0	8	16.14
BAITADI	75035	1	DHARMAGHAR MA VI SALENA	21.4	34.6	19.3	20.8	25.1	32.3	50	50	0	0	7	1	8	0	42	-13.7
BAITADI	75036	1	BHUMI RAJ MA VI KAFALDHUNGA	30.4	42.3	40.9	29.5	37.8	36.3	66	66	0	8	34	3	45	0	21	16.77

**PERFORMANCE OF ALL SCHOOLS IN SLC EXAMINATION BY DISTRICTS**  
**2071 BS (2015 AD)**

DISTRICT	SCODE	ST	SCHOOL	AVERAGE MARKS IN COMP. SUBJECTS						STUDENT		PASS DIVISION					WLD	FLD	SEM
				ENG	NEP	MAT	SCI	SOC	HPE	TAP	TAPRD	DIS	FIR	SEC	TIR	PASS			
BAITADI	75037	1	KULAUN MA VI KULAUN KHATEDI	15.7	42.7	15.2	16.3	35.2	33	56	56	0	1	4	0	5	0	51	-17.3
BAITADI	75038	1	BISHALPUR SECONDARY SCHOOL	16.2	35.4	22.8	19.7	25.9	37.4	29	29	0	0	2	0	2	0	27	-18.6
BAITADI	75039	1	GYANESHWOR MA VI BIJAYAPUR	23.2	41.6	23.6	23.7	35.8	36.4	56	56	0	1	15	1	17	0	39	-5.4
BAITADI	75040	1	SIDDHESHWOR MA VI MELCHAUR	11.2	31	10.9	11.2	29.2	32.5	65	65	0	0	2	0	2	0	63	-20.8
BAITADI	75041	1	NAGARCHAN MA VI RANTOLI	20.3	41.3	18.9	19.6	24.5	31	15	15	0	1	1	0	2	0	13	-14.3
BAITADI	75043	1	JAYAPUR MA VI JEWALKATTE GIR	16.2	33.9	21	17.8	21.9	31.7	21	21	0	0	6	0	6	0	15	-6.43
BAITADI	75044	1	DANESHWAR NAGARJUN MA VI RA	14.3	34.3	23.3	21.9	32.5	27.4	38	37	0	0	5	1	6	0	31	-13.6
BAITADI	75045	1	SARASWOTI MA VI SALLEBASA SI	31	51.3	26.5	27.8	35.4	37.2	24	24	0	3	6	0	9	0	15	0
BAITADI	75046	1	DASHARATH CHAND MA VI SUNDE	31.8	51.7	40.9	26.4	39.4	36.7	27	27	0	8	8	0	16	0	11	14.17
BAITADI	75047	1	MAHESHWORY MA VI PURCHUND	30.2	42.7	33	27.7	33.8	37.5	70	70	0	10	26	1	37	0	33	8.7
BAITADI	75049	1	DURGA UCHHA MA VI SIMAR	26.4	36.2	30.7	23.4	33.6	36.5	104	103	0	4	34	11	49	0	54	3.66
BAITADI	75050	1	JOSHIBUNGA MA VI LAMAUTA	28.2	47.6	29.7	25.9	31.5	35.3	19	19	0	3	4	0	7	0	12	0
BAITADI	75051	1	BHUMESHWOR MA VI THAD BAGA	22.3	35	14.2	21.9	27.8	24.2	45	45	0	0	2	2	4	0	41	-17.9
BAITADI	75052	1	SETI GAUN MA VI KAKARPAKHA G	21.1	38.3	25.5	20.7	30.3	33	136	136	0	5	24	4	33	0	103	-8.72
BAITADI	75053	1	PIPALKOT MA VI LOJANI	15.3	29	15.6	12.2	29.6	32.9	28	27	0	0	2	0	2	0	25	-18.3
BAITADI	75054	1	RAULESHWOR SECONDARY SCHO	26.4	46.5	22.6	24.2	32.4	31.8	37	37	0	6	5	0	11	0	26	-3.95
BAITADI	75055	1	SHREE KALIKA SECONDARY SCHO	29	50.9	26.4	28	37.5	34.8	27	27	0	2	6	0	8	0	19	-5
BAITADI	75056	1	SHREE RASTRIYA SECONDRY SCH	16.9	37.5	20	19.5	43.8	31.4	50	49	0	0	8	0	8	0	41	-13.3
BAITADI	75057	1	MANDESHWORI SECONDARY SCHO	19.1	38	21	17.7	31.1	33.7	20	20	0	0	5	1	6	0	14	-6.11
BAITADI	75058	2	PAHARAUL SECONDARY SCHOOL	25.4	36.1	30.1	19	33.3	30	50	49	0	2	14	1	17	0	32	-2.72
BAITADI	75059	1	BHUMI RAJ MA. VI. CHADEPANI	27.1	44.7	28.5	21.7	36.3	37.2	33	33	0	2	11	0	13	0	20	0.34
BAITADI	75060	1	SHREE SECONDARY SCHOOL, GUJ	13.9	35.3	13.7	13	26.7	23.7	38	36	0	1	4	0	5	0	31	-14.4
BAITADI	75061	1	UCHCHAKOT SECONDARY SCHO	20.2	35.3	16.7	18	36	27.3	45	44	0	0	3	2	5	0	39	-16.6
BAITADI	75062	1	RAULESHOWER SECONDARY SCHO	32	47.4	39.5	26.8	33.3	35.7	41	41	0	6	18	0	24	0	17	12.07
BAITADI	75063	2	BHUMIRAJ SECONDARY SCHOOL	23.4	42.9	27.3	21.3	30.4	29.9	32	31	0	0	9	1	10	0	21	-4.67
BAITADI	75064	1	GALESWOR SECONDARY SCHOOL	33.5	49.5	39.1	27.3	41.9	38.1	48	48	0	11	22	3	36	0	12	21.66
BAITADI	75065	1	DUNGRIKHAN SECONDARY SCHO	25	38.4	46.3	25.1	32.9	37.1	45	45	0	6	19	1	26	0	19	11.28
BAITADI	75066	1	NILPALESHOWAR SECONDARY SC	26.4	42.2	25.3	24.2	40.4	35.9	36	35	0	5	8	0	13	0	22	0
BAITADI	75067	1	TRIPURESHWOR MA VI DWAN KUL	27.5	42.1	29.4	26.7	39.9	30	32	32	0	1	5	5	11	0	21	-4.34
BAITADI	75068	1	SHREE NEPAL RASTRIYA MA VI BA	8.4	28.8	14	14.5	21.6	28.4	56	51	0	0	5	0	5	0	46	-17

**PERFORMANCE OF ALL SCHOOLS IN SLC EXAMINATION BY DISTRICTS**  
**2071 BS (2015 AD)**

DISTRICT	SCODE	ST	SCHOOL	AVERAGE MARKS IN COMP. SUBJECTS						STUDENT		PASS DIVISION					WLD	FLD	SEM
				ENG	NEP	MAT	SCI	SOC	HPE	TAP	TAPRD	DIS	FIR	SEC	TIR	PASS			
BAITADI	75069	2	NINGLASHAINI BOARDING SCHOO	36.4	44.2	29.4	22.5	43.6	41.8	30	30	0	2	6	0	8	0	22	-6.75
BAITADI	75070	1	SHREE MATHAIRAJ MA VI HANDA	26.3	42.3	13.9	26.6	42.1	38	36	36	0	1	4	0	5	0	31	-14.4
BAITADI	75071	1	SHREE BHAWANISTHAN MA VI, NV	31.4	48.2	37.5	24.8	45.1	39.2	36	36	0	2	24	3	29	0	7	22.62
BAITADI	75072	1	SIGASH SECONDARY SCHOOL MUS	18.5	41	30.4	21.4	39.2	33.5	39	39	0	2	11	0	13	0	26	-3.17
BAITADI	75073	1	SHREE HIRAPUR SECONDARY SCH	9.2	29.1	11.4	12.4	29.8	31.6	53	53	0	0	1	0	1	0	52	-21.4
BAITADI	75074	1	SHREE BALKRISHNA SECONDARY	25.4	35.4	12	13.8	25.8	26.2	24	23	0	0	0	0	0	0	23	-22.5
BAITADI	75075	1	SHREE JANATA SECONDARY SCHC	33.7	50.7	26.9	29.3	31.1	38.3	27	27	0	3	9	1	13	0	14	5.47
BAITADI	75076	1	SHREE KEDAR SECONDARY SCHOL	14.4	36.8	17	17	29.1	24.4	45	43	0	0	2	0	2	0	41	-19.9
BAITADI	75077	1	SHREE MAHADEV SECONDARY SC	18.3	34.9	13.5	14.2	31.4	23.8	10	10	0	0	0	0	0	0	10	-22.5
BAITADI	75078	1	SHREE MAHADEV SECONDARY SC	23	38.1	24	17.7	35.8	30.3	27	27	0	0	5	0	5	0	22	-12.1
BAITADI	75079	1	SHREE MALIKA SECONDARY SCHC	14.6	30.4	19	15.3	27.7	24	73	70	0	1	7	2	10	0	60	-14.6
BAITADI	75080	1	SHREE MAHADEV SECONDARY SC	25.7	45.1	30.5	28.8	48.1	43.5	32	31	0	2	12	0	14	0	17	3.63
BAITADI	75081	1	SHIVASTHALI SECONDARY SCHOC	22.2	35.8	33.3	17.9	38.3	28.8	28	28	0	1	5	1	7	0	21	-8.38
BAITADI	75082	1	SHREE SHOBHA SECONDARY SCHC	20.4	35.6	15.3	13.9	37.9	25.1	15	15	0	0	2	0	2	0	13	-15
BAITADI	75083	1	GALINATH SECONDARY SCHOOL, I	26.9	41.4	33	25.7	34.6	38.5	75	73	0	15	21	1	37	0	36	8.19
BAITADI	75084	1	SHREE SARASWATI SECONDARY S	20.5	46.3	32.3	26.1	42.8	36.9	30	30	0	3	8	0	11	0	19	-0.75
BAITADI	75085	1	SHREE DEVTHALA SECONDARY SC	24.2	37.2	43.8	27.4	46.2	35.2	38	38	0	4	21	0	25	0	13	15.69
BAITADI	75086	1	SHREE JAGADAMBA SECONDARY	15.4	33.9	14.5	17.2	33.2	33.3	33	33	0	0	4	1	5	0	28	-14.3
BAITADI	75087	1	NWALI SECONDARY SCHOOL, DOL	17.2	38.6	10.9	15.6	27.3	31.4	31	31	0	0	1	0	1	0	30	-20.7
BAITADI	75088	1	PRITIPUR SECONDARY SCHOOL, S	20.6	41.4	29.6	19.3	38	39.6	10	10	0	1	2	0	3	0	7	-4.5
BAITADI	75089	1	SHREE SUDARSHAN SECONDARY S	13.7	24.7	15.6	20.5	38.1	22.7	15	15	0	0	2	0	2	0	13	-15
BAITADI	75090	1	BHUWAN BHASKAR SECONDARY S	32	49.4	25.8	27.6	40.1	41.5	19	19	0	3	4	0	7	0	12	0
BAITADI	75091	1	SHREE GANESH MA.VI. LEKAM BA	30	40.2	24.2	22	27.8	30.3	24	24	0	1	6	1	8	0	16	-3.69
BAITADI	75092	1	CHANDRA DEWAL SECONDARY SC	24.9	34.7	31	27.3	37.2	32.7	48	48	1	6	13	0	20	0	28	2.89
BAITADI	75093	3	BIRENDRA HIGHER SECONDARY S	10.9	26.8	18.1	12.7	24.7	21.5	15	12	0	0	2	0	2	0	10	-13.1
BAITADI	75094	1	TAKTILAKPUR SRCONDARY SCHOL	34.2	44.8	33	16.9	31.7	34	22	22	0	0	8	1	9	0	13	0.07
BAITADI	75095	1	DILASHAINEE SECONDARY SCHOC	30.7	41.9	20.9	27.4	41.7	37.7	42	41	0	5	6	0	11	0	30	-6.04
BAITADI	75096	1	KAPHALASAINI SECONDARY SCHC	26.3	39.2	19.3	24.8	46.4	42	41	41	0	3	7	1	11	0	30	-6.82
BAITADI	75097	1	SHIVLING SECONDARY SCHOOL B	26.1	43.1	26.3	23.9	41.5	36.8	33	32	0	2	13	1	16	0	16	6.02
BAITADI	75098	1	GHATAL SECONDARY SCHOOL NU	28.3	45.1	31.9	23.7	31.8	32.4	51	51	0	3	23	1	27	0	24	7.75

**PERFORMANCE OF ALL SCHOOLS IN SLC EXAMINATION BY DISTRICTS**  
**2071 BS (2015 AD)**

DISTRICT	SCODE	ST	SCHOOL	AVERAGE MARKS IN COMP. SUBJECTS						STUDENT		PASS DIVISION					WLD	FLD	SEM
				ENG	NEP	MAT	SCI	SOC	HPE	TAP	TAPRD	DIS	FIR	SEC	TIR	PASS			
BAITADI	75099	1	SHITALPUR SECONDARY SCHOOL	22.8	43.6	28.1	19.1	31	41.2	24	24	0	2	4	1	7	0	17	-5.56
BAITADI	75100	1	BINESHWOR SECONDARY SCHOOL	29.5	42.5	45.1	22.2	40.4	38.1	34	31	0	7	15	0	22	0	9	19.96
BAITADI	75101	1	BHUWANESWAR SECONDARY SCH	16.2	34.3	19.1	17.4	37.2	27.3	39	39	0	0	5	2	7	0	32	-12.9
BAITADI	75102	1	KAMALPUR SECONDARY SCHOOL	17.1	34.7	13.6	18.6	25.7	39.1	15	15	0	0	0	0	0	0	15	-22.5
BAITADI	75103	1	GURUKUL SECONDARY SCHOOL D	20.9	33	11.2	17.7	22.2	26.4	10	10	0	0	1	0	1	0	9	-16.9
BAITADI	75104	1	BHARTPUR SECONDARY SCHOOL	11	29.2	20.9	13.5	16.8	30.4	28	27	0	0	0	0	0	0	27	-22.5
BAITADI	75105	1	AAMPUR SECONDARY SCHOOL BL	23.4	39.3	20.9	14.1	29	30.2	21	19	0	0	6	0	6	0	13	-4.74
BAITADI	75106	1	RAULESHWAR SECONDARY SCHO	28.8	45.8	42.7	23	28	26.9	36	33	0	5	13	0	18	0	15	9.89
BAITADI	75107	1	MAHADEV SECONDARY SCHOOL F	15.1	30.6	16.4	15.5	22.9	27.1	49	43	0	0	4	0	4	0	39	-17.3
BAITADI	75108	1	BHUWANESHWAR SECONDARY SC	15.7	42.1	18.6	20.4	30.6	34.7	30	30	0	0	4	0	4	0	26	-15
BAITADI	75109	1	CHANAIRAJ SECONDARY SCHOOL	30.8	45.5	19.8	22.4	38.7	40.8	16	16	0	0	4	0	4	0	12	-8.44
BAITADI	75110	1	SHARDA SECONDARY SCHOOL KU	21.1	33.6	31.5	24.6	31.6	38.5	17	16	0	0	9	0	9	0	7	9.14
BAITADI	75111	1	BHUWANESWORY SECONDARY SC	46.3	57.5	33.1	27.1	31.5	39.1	11	11	0	0	8	0	8	0	3	18.41
BAITADI	75112	1	BHUMIRAJ MA VI DAHATAL	22.1	32.9	28.6	23.1	27.5	28	35	33	0	0	12	1	13	0	20	-0.64
BAITADI	75113	2	MEASURE JENESAISQUOI CHILDR	55.8	54.7	65.4	45.8	56.1	56.5	10	10	0	9	1	0	10	0	0	43.88
BAITADI	75114	2	PATAN VALLEY SCHOOL PATAN	47.3	52.8	60.7	32.2	46.8	56.3	9	9	0	8	1	0	9	0	0	43.75
BAITADI	75115	1	UDAY SECONDARY SCHOOL KAPH	15.1	30.2	14.7	12.7	33.5	32.1	21	20	0	0	2	0	2	0	18	-16.9
BAITADI	75116	2	NATIONAL BRIGHTER ACADEMY C	60.5	47.1	75.2	49.5	70	54.2	11	11	4	7	0	0	11	0	0	50.45
BAITADI	75117	1	BHUMIRAJ SECONDARY SCHOOL T	28.9	34.8	8.3	13.1	28.7	25.5	15	15	0	0	0	0	0	0	15	-22.5
BAITADI	75118	1	RAULESHOR SECONDARY SCHOOL	30.1	47.4	34.4	20	28.5	33.4	28	28	0	6	7	0	13	0	15	6.03
BAITADI	75119	1	NAGARCHAN SECONDAY SCHOOL	20.5	34.9	17	20.4	28.3	33.6	23	22	0	0	2	1	3	0	19	-15.3
DAELDHURA	76001	1	MAHENDRA MA VI KHALANGA	19.7	42	18.4	9.9	37.9	21.4	49	49	0	0	2	1	3	0	46	-19.3
DAELDHURA	76002	1	ASHIGRAM MA VI RUPAL	15.9	43.1	23.4	17	36.7	29.9	42	42	0	1	3	1	5	0	37	-15.8
DAELDHURA	76003	1	SAHASRALING MA VI CHAMADA	29.4	47.3	26.3	18.5	34	33.9	60	60	0	5	10	3	18	0	42	-5.17
DAELDHURA	76004	1	SIDDHA NATH MA VI JAYAPUR JO	18.6	44.4	24.1	14.2	38.9	31.7	55	55	0	2	10	0	12	0	43	-9.82
DAELDHURA	76005	1	BHUWANESHWARI MA VI BAD	21.7	36.7	24.7	15.7	37.1	27.9	102	102	0	4	18	0	22	0	80	-9.93
DAELDHURA	76006	1	GANESH MA VI BADAL	15.3	35.8	17.9	13	37	31.7	69	69	0	2	7	0	9	0	60	-14.8
DAELDHURA	76007	1	SHREE DEWAL HIGHER SECONDAR	19.5	44.1	29.8	22.1	38.2	34.8	49	49	0	7	7	0	14	0	35	-4.82
DAELDHURA	76008	1	UGRATARA MA VI POKHARA AMA	22.7	39.6	20.3	13.6	36.7	30.7	47	47	0	0	3	2	5	0	42	-16.9
DAELDHURA	76009	1	GHATAL MA VI NUWAKOT	22.3	45.5	16	10.6	35.8	26	41	41	0	0	3	0	3	0	38	-18.4

**PERFORMANCE OF ALL SCHOOLS IN SLC EXAMINATION BY DISTRICTS**  
**2071 BS (2015 AD)**

DISTRICT	SCODE	ST	SCHOOL	AVERAGE MARKS IN COMP. SUBJECTS						STUDENT		PASS DIVISION					WLD	FLD	SEM
				ENG	NEP	MAT	SCI	SOC	HPE	TAP	TAPRD	DIS	FIR	SEC	TIR	PASS			
DADELDHURA	76010	1	DURGA MA VI ALITAL	28.1	47.1	32.2	19.3	46.3	39.2	66	66	0	8	17	0	25	0	41	0.17
DADELDHURA	76011	1	SARASWATI MA VI BOGATA	25.8	44.4	27.3	19.6	41.3	30.4	20	20	0	0	6	0	6	0	14	-5.63
DADELDHURA	76012	1	SITARAM MA VI KURMULLE	22.1	42.8	31.8	15.3	43.1	31.4	34	34	0	2	8	0	10	0	24	-5.29
DADELDHURA	76013	1	BIR BALBHADRA MA VI KOTELI	21.9	37.9	22.4	15.4	26.7	29.6	40	40	0	2	6	1	9	0	31	-9.53
DADELDHURA	76014	1	VIJAYA SHAINI MA VI CHAMA	23.1	48	18.3	15.7	28.7	32.8	41	40	0	1	8	0	9	0	31	-9.56
DADELDHURA	76015	1	JANATA MA VI SAKAYAL	24.9	43.6	21.4	15.5	40	35.2	62	62	0	4	8	0	12	0	50	-10.9
DADELDHURA	76016	1	SAHASHRLING MA VI RAI	18.1	44.2	20.8	16.6	30.6	30.8	20	20	0	0	1	0	1	0	19	-19.7
DADELDHURA	76017	1	ASIGRAM MA VI RUWAKHOLA	27	44.3	34.4	22.6	39.1	32.2	40	40	0	2	14	3	19	0	21	4.05
DADELDHURA	76018	1	SHARADA MA VI SIRAD	15.1	45.7	13.3	15.5	38	36.2	24	24	0	1	1	0	2	0	22	-17.3
DADELDHURA	76019	1	BHADRAPUR MA VI BHADRAPUR	22.8	44.9	21.4	18.5	33.6	34.9	45	45	0	3	8	0	11	0	34	-8
DADELDHURA	76020	1	BHUWANESHWORY MA VI JAISHEL	23.7	36.7	23.8	14.6	36.4	27.1	43	43	0	1	9	1	11	0	32	-8.08
DADELDHURA	76021	1	BALKALYAN MA VI PUILEK	23.2	40.6	16.1	11.3	31	35.5	12	12	0	0	2	0	2	0	10	-13.1
DADELDHURA	76022	1	GOVINDAPURI MA VI LAMIKANDE	19.6	38.9	20.1	16.5	33.5	26.3	22	22	0	0	2	0	2	0	20	-17.4
DADELDHURA	76023	1	NAVDURGA MA VI CHILPHI	15.6	33.4	11.9	10.7	33.7	26.4	19	19	0	0	0	0	0	0	19	-22.5
DADELDHURA	76024	1	BHAGESHWOR MA VI TANTAR	19.8	44.3	23.9	18.3	29.1	29.4	42	42	0	2	9	1	12	0	30	-6.12
DADELDHURA	76025	1	UNIKOT MA VI GANGKHET	30.4	52.1	39.5	24.5	49.3	31.5	17	17	0	2	5	2	9	0	8	7.46
DADELDHURA	76026	1	GAUDESHWAR MA VI BELAPUR	16.4	45.4	21.4	14.9	41.7	32.9	27	27	0	1	1	1	3	0	24	-16.2
DADELDHURA	76027	1	SIDDHA NATH MA VI CHANDANI JC	22.4	42.2	20.5	14.7	44.9	32.6	27	27	0	2	5	0	7	0	20	-7.08
DADELDHURA	76028	1	MANILEK MA VI CHIPUR	23.8	49.8	33.4	22	37.9	37.3	30	30	0	3	7	2	12	0	18	0.47
DADELDHURA	76029	1	BHAGESHWOR MA VI KATAL SHIR	21.6	38.7	27.1	15.2	41	32.1	49	49	0	2	5	1	8	0	41	-13.1
DADELDHURA	76030	1	SARASWATI MA VI LAKAM BAGAR	20.5	42.9	21.4	15.5	35.6	24.7	43	42	0	0	3	2	5	0	37	-16.3
DADELDHURA	76031	1	GHANAGHASYA MA VI KHATEDA	19.9	39.4	17.5	11.9	30.2	30.2	23	23	0	0	1	0	1	0	22	-20.1
DADELDHURA	76033	1	BHUWANESWORY MA VI PARIGAU	17	46.7	20.2	13.5	28.9	30.6	78	78	0	2	8	0	10	0	68	-15
DADELDHURA	76034	2	MOUNTAIN ENGLISH MEDIUM BOA	61.1	61	61.7	36.7	56	41.8	34	34	3	21	8	0	32	0	2	39.71
DADELDHURA	76035	1	KRISHNA KALIKA MA VI BHEEMNA	26.1	43.9	21.7	11.2	34.9	26.8	30	30	0	0	3	0	3	0	27	-16.9
DADELDHURA	76036	1	BHARATPUR MA VI BHULKUDA	23.9	43.4	22.4	16.5	34.9	39.2	35	35	0	3	4	0	7	0	28	-10.3
DADELDHURA	76037	2	GYANODAYA VIDYA NIKETAN TUI	53.2	53.1	40.8	28.7	50.7	38.1	34	34	0	12	9	1	22	0	12	17.58
DADELDHURA	76038	1	SARSWATI SECONDARY SCHOOL E	29.3	44.3	30.1	17.9	31.1	27.7	19	19	0	1	4	2	7	0	12	-2.21
DADELDHURA	76039	1	BAIJANATH SECONDARY SCHOOL	19.2	50.8	24.3	17	35.3	38	60	60	0	4	6	0	10	0	50	-12.4
DADELDHURA	76040	1	CHETANA MA VI RAAJUL	14.4	39.6	24.3	17	27.7	30.7	21	21	0	0	3	0	3	0	18	-14.5



**PERFORMANCE OF ALL SCHOOLS IN SLC EXAMINATION BY DISTRICTS**  
**2071 BS (2015 AD)**

DISTRICT	SCODE	ST	SCHOOL	AVERAGE MARKS IN COMP. SUBJECTS						STUDENT		PASS DIVISION						WLD	FLD	SEM
				ENG	NEP	MAT	SCI	SOC	HPE	TAP	TAPRD	DIS	FIR	SEC	TIR	PASS				
DADELDHURA	76041	1	MANILEK BALKALYAN MA VI, DUL	22.7	42.8	15.7	13.5	31.9	29.8	10	10	0	0	2	0	2	0	8	-11.3	
DADELDHURA	76042	1	BHAGESHWOR MA VI, SHIRSH	20.8	53.7	26.3	14.6	42.2	33.3	26	26	0	0	6	0	6	0	20	-9.52	
DADELDHURA	76043	1	SHYAL CHAUDY MA VI, CHAUD BA	24.6	42.7	21.2	11	41	26	18	18	0	1	1	0	2	0	16	-15.6	
DADELDHURA	76044	1	BAIJANATH MA VI, MAURADA	33.8	53.5	24.1	19	44.9	30.9	53	53	0	2	9	0	11	0	42	-10.4	
DADELDHURA	76045	2	GREEN VALLEY ENGLISH BOARDIN	54.2	59.7	53.8	28.4	55.6	47.3	19	19	0	13	2	0	15	0	4	29.61	
DADELDHURA	76046	1	SHREE BHAGESWAR SECONDARY	22.5	43.4	31.9	15.2	40.8	30.7	19	18	0	2	4	0	6	0	12	-2.5	
DADELDHURA	76047	3	MAHENDRA UCHHA MA.VI. KHALA	9.8	23.9	9.5	5.9	21.6	14	26	24	0	0	0	0	0	0	24	-22.5	
DADELDHURA	76048	1	BHAGESHWAR SECONDARY SCHO	13.9	48.6	29	14.2	41.2	32.6	16	16	0	0	2	0	2	0	14	-15.5	
DADELDHURA	76049	1	BHUWANESWORY SECONDARY SC	26.9	46.5	24.4	14.5	39.2	27.7	13	13	0	0	2	1	3	0	10	-10.3	
DADELDHURA	76050	1	JANJYOTI MA.VI.GAIBANDHEY GO	16.4	34	15.7	10.3	34.5	28	34	33	0	0	3	1	4	0	29	-16	
DADELDHURA	76051	1	SIDDHANATH MA.VI.MALASH	23.3	51.1	36.3	24.9	38	33.5	23	23	0	3	5	0	8	0	15	-1.47	
DADELDHURA	76052	1	KAILPAL SECONDARY SCHOOL, PA	14	35.2	7.2	10.9	28.6	21.7	15	15	0	0	0	0	0	0	15	-22.5	
DADELDHURA	76053	1	SIDDHA BHAGAWATI SECONDARY	23	46.1	23.5	13.2	40.8	28.9	20	20	0	2	2	0	4	0	16	-10.1	
DADELDHURA	76054	1	BHUWANESHORY SECONDARY SC	20.8	45.8	22	12.9	29.8	28.3	13	13	0	0	1	0	1	0	12	-18.2	
DADELDHURA	76055	1	KEDAR SISHU SUDHARAK SECONI	17.7	44.3	25.9	19.2	34.6	34.8	16	16	0	1	3	0	4	0	12	-7.73	
DADELDHURA	76056	1	KAILPAL SECONDARY SCHOOL PA	12.6	33.7	7.7	5.9	27.3	20.1	24	24	0	0	0	0	0	0	24	-22.5	
DADELDHURA	76057	1	MAHADEV MA.VI.KHINNBHADI	26.1	48.1	36.5	17.6	44.5	26.4	18	18	0	3	2	0	5	0	13	-5	
DADELDHURA	76058	1	BAIJANATH SECONDARY SCHOOL	30.6	48.2	47.4	23.1	43.1	37.5	17	17	0	3	9	0	12	0	5	19.19	
DADELDHURA	76059	1	SHIVA SHANKAR SECONDARY SCH	18.4	52.7	23.6	17.9	34.9	32.7	27	27	0	0	7	0	7	0	20	-7.92	
DADELDHURA	76060	1	SHIVA SHANKAR SECONDARY SCH	18	34.2	18.5	14.1	33.9	25.7	12	12	0	0	1	0	1	0	11	-17.8	
DADELDHURA	76061	1	SHIVA PARBATI SECONDARY SCH	21.4	46.5	26.9	16.9	40.3	31.3	16	16	0	0	4	1	5	0	11	-5.53	
DADELDHURA	76062	1	SITARAM SECONDARY SCHOOL K	17.8	35	20.8	15.2	29	26.5	24	24	0	0	3	0	3	0	21	-15.5	
DADELDHURA	76063	2	BHAGWATI SECONDARY ENGLISH	52.3	50.1	47	35.1	51	38.7	7	7	0	4	3	0	7	0	0	40.18	
DADELDHURA	76064	1	KAILPAL SECONDARY SCHOOL SIR	20.4	49.9	33.7	19.9	43	32.8	15	15	0	2	6	0	8	0	7	9	
DADELDHURA	76065	1	SHAILESWARI SECONDARY SCHO	29.3	58.8	28.3	17.8	42.8	31.9	19	19	0	1	8	0	9	0	10	4.74	
KANCHANPUR	77001	1	BAIJNATH MA VI MAHENDRANAG	13.7	28.5	16	14.8	26.6	28.7	37	37	0	0	0	1	1	0	36	-21.2	
KANCHANPUR	77002	1	PUNARBAS JANATA MA VI TRIBHU	30.9	34.7	32.9	30.3	33.5	32.7	27	27	0	2	10	2	14	0	13	6.78	
KANCHANPUR	77003	1	MAHAKALI MA VI SHREEPUR BEL	21.3	36.1	26.2	19.9	25.4	32.8	59	59	0	0	13	1	14	0	45	-9.32	
KANCHANPUR	77004	1	MAHENDRANAGAR MA VI MAHEN	31.5	53.4	48.1	26	47	34.8	63	63	1	15	12	1	29	0	34	6.33	
KANCHANPUR	77005	1	SHREE KRISHNA MA VI JHALARI	23	39.5	32.4	26.4	44.5	30.6	37	37	0	3	11	1	15	0	22	0.95	

**PERFORMANCE OF ALL SCHOOLS IN SLC EXAMINATION BY DISTRICTS**  
**2071 BS (2015 AD)**

DISTRICT	SCODE	ST	SCHOOL	AVERAGE MARKS IN COMP. SUBJECTS						STUDENT		PASS DIVISION					WLD	FLD	SEM
				ENG	NEP	MAT	SCI	SOC	HPE	TAP	TAPRD	DIS	FIR	SEC	TIR	PASS			
KANCHANPUR	77006	1	GHATAL MA VI SUDA	23.6	40.4	29.8	20.7	41.7	28.9	41	39	0	3	6	2	11	0	28	-6.27
KANCHANPUR	77007	1	BHANU MA VI DODHARA CHANDA	17	31.3	23.8	20	36.9	29.3	56	56	0	1	9	0	10	0	46	-12.3
KANCHANPUR	77008	1	MAHAKALI JANASEWA MA VI HAL	18.3	33.4	17.1	13.7	29.8	20.1	29	29	0	1	2	1	4	0	25	-14.7
KANCHANPUR	77009	1	JANA JYOTI MA VI CALCUTTA	17.3	30.3	20	19	35.1	22.1	111	110	0	2	10	1	13	0	97	-15.7
KANCHANPUR	77010	1	SIDDHA NATH AMAR MA VI GADD	27.5	37.9	24.6	20.7	28.9	23.6	42	42	0	1	8	3	12	0	30	-6.86
KANCHANPUR	77011	1	SHARADA MA VI DAIJEE	22.1	33.1	19.9	14.4	28	24.6	164	163	0	8	13	2	23	0	140	-14.1
KANCHANPUR	77012	1	KRISHNA MA VI KRISHNAPUR	19.8	34.1	23	14.3	35.7	32.3	132	132	0	4	14	2	20	0	112	-13.8
KANCHANPUR	77013	1	PURNA MA VI BANSKHEDA AIRY	17	34.7	15.7	14.7	34.2	23.5	97	97	0	6	10	1	17	0	80	-12
KANCHANPUR	77014	2	KANCHAN VIDYA MANDIR ENGLIS	55	61.8	63.5	37.9	63.6	45.2	62	62	3	49	5	0	57	0	5	39.38
KANCHANPUR	77015	1	SARASWATI MA VI MAHULIYA UL	30.9	39.8	37.8	21.5	37.8	40.5	40	40	0	4	14	0	18	0	22	3.94
KANCHANPUR	77016	1	BEENA MA VI RAIKWAR BICHAWA	17.5	31.8	19.7	14.2	36	29.8	53	53	0	1	2	0	3	0	50	-19.1
KANCHANPUR	77017	1	SIDDHANATH MA VI JIMUWA	27.1	37	34.8	19.6	20.1	23	99	99	0	4	17	1	22	0	77	-9.64
KANCHANPUR	77018	1	JANAKI KANYA MA VI MAHENDRA	28.1	40.5	31.2	12.7	19.4	28.1	25	25	0	3	3	0	6	0	19	-7.65
KANCHANPUR	77019	1	LAXMI MA VI JABADIYA LAXMIPU	20.2	36.5	25.5	16.6	24.1	27.5	140	140	0	3	10	5	18	0	122	-15.4
KANCHANPUR	77020	1	RAULESHWAR MA VI BELDANDI	19	30.6	20.2	18.7	38	24.6	58	58	0	1	11	1	13	0	45	-9.87
KANCHANPUR	77021	1	BAIJNATH MA VI GAILNADI SUDA	17.5	33.5	28.4	19.9	33.4	33.4	38	38	0	1	4	0	5	0	33	-14.8
KANCHANPUR	77022	1	TRIBHUWAN MA VI TILACHOUR	20.4	35.9	29.6	21.5	33.4	30.9	54	53	0	6	8	1	15	0	38	-5.49
KANCHANPUR	77023	1	RASTRIYA MA VI PAHARIYA KRISH	17.2	32	18.3	17.8	32.9	29.6	93	91	0	3	15	1	19	0	72	-10.5
KANCHANPUR	77024	2	RASTRIYA BAL VIDYALAYA MAHE	55.7	59.5	77.6	42	56.5	47.7	31	31	3	23	4	0	30	0	1	42.82
KANCHANPUR	77025	1	BAIJNATH MA VI NAYA TILAKPUR	15.5	40	8.9	22	25.9	26	15	15	0	0	1	0	1	0	14	-18.8
KANCHANPUR	77026	1	SIDDHA BAIJNATH MA VI BANSHA	20.9	30.3	24.6	22.2	40.8	24.6	72	72	0	2	11	4	17	0	55	-9.45
KANCHANPUR	77027	1	DHARMA JANATA MA VI STATION	17.5	31.3	14.8	11.1	31.7	25.6	113	112	0	0	9	1	10	0	102	-17.6
KANCHANPUR	77028	1	BAIJNATH SIDDHANATH MA VI MA	24.4	40.2	28.1	20.8	37	29	27	27	0	0	8	3	11	0	16	-0.67
KANCHANPUR	77029	1	RASTRIYA MA VI PIPLADI	18.6	30.4	18.9	19.5	37	24.9	113	113	0	4	12	2	18	0	95	-13.3
KANCHANPUR	77030	1	LAXMI MA VI ULTAKHAM BAGPHA	22	34.9	25.2	17.4	31.5	30.9	52	52	1	1	7	3	12	0	40	-9.36
KANCHANPUR	77031	1	SARSWATI MA VI MOTIBASTI	19.2	35.9	18.4	17	25.3	28.4	79	79	0	0	4	4	8	0	71	-17.3
KANCHANPUR	77032	2	ADARSH VIDYA NIKETAN MA VI M	52.8	57.1	59.1	41.6	51	46.8	37	37	1	24	10	0	35	0	2	38.72
KANCHANPUR	77033	1	SARASWATI MA VI PARKHEDI MA	22.6	38.8	19.1	13.2	25.3	30.9	58	58	0	3	5	1	9	0	49	-13.4
KANCHANPUR	77034	2	SIDDHARTH BOARDING HIGH SCH	56.7	50	61.8	45.5	53.1	43.1	23	23	0	15	4	0	19	0	4	31.3
KANCHANPUR	77035	1	GANESH MA VI BHURSA MOHANP	14.8	32.7	18.7	18.3	27.8	23.9	82	82	0	1	7	0	8	0	74	-16.9

**PERFORMANCE OF ALL SCHOOLS IN SLC EXAMINATION BY DISTRICTS**  
**2071 BS (2015 AD)**

DISTRICT	SCODE	ST	SCHOOL	AVERAGE MARKS IN COMP. SUBJECTS						STUDENT		PASS DIVISION						WLD	FLD	SEM
				ENG	NEP	MAT	SCI	SOC	HPE	TAP	TAPRD	DIS	FIR	SEC	TIR	PASS				
KANCHANPUR	77036	1	VIJAY MA VI VIKASHBHIMBASTI	20.8	27.1	23.1	17.8	28.9	21.8	81	81	0	1	10	3	14	0	67	-13	
KANCHANPUR	77037	1	BAGISHWARY MA VI PARASHAN	26.3	37.5	35.2	21.6	40.7	26.1	135	131	0	1	53	12	66	0	65	5.03	
KANCHANPUR	77038	1	UDAYA MA VI BANK	28.8	41.6	34.1	20.6	36.2	33.5	78	78	0	12	22	1	35	0	43	4.35	
KANCHANPUR	77039	2	INTERNATIONAL PUBLIC SCHOOL	59.4	67.5	79.3	47.4	69.8	51.7	77	76	17	59	0	0	76	0	0	48.36	
KANCHANPUR	77040	2	THE SHIVALIK SCHOOL MAHENDR	38.8	40.6	42.6	27.5	34.5	36.5	10	10	0	1	5	0	6	0	4	12.38	
KANCHANPUR	77041	1	LAXMI MA VI DODHARA BABATHA	13.7	31.9	17.7	15.7	23	23.5	54	52	0	0	3	1	4	0	48	-18.4	
KANCHANPUR	77042	2	BAL JAGRITEE ENGLISH MA VI SUI	52.1	48.9	58.5	33.8	58.8	42.3	28	28	3	11	8	0	22	0	6	28.93	
KANCHANPUR	77043	2	KANCHANJUNGA ENGLISH MA VI I	44.6	44.8	51.9	32.1	45.1	41.5	74	74	5	26	30	0	61	0	12	29.9	
KANCHANPUR	77044	2	UNITED PUBLIC SECONDARY SCH	48.8	58.1	57.3	40.8	34.1	41.9	18	18	0	12	3	0	15	0	3	31.88	
KANCHANPUR	77045	1	SHANTI MA VI SHANTIPUR SHREE	18.7	33	20.6	16.8	31.5	25.5	83	81	0	1	7	2	10	0	71	-15.7	
KANCHANPUR	77047	1	NAND MA VI DEKHATBHULI	19.4	27	17.2	12.8	25.6	19.6	95	94	0	2	8	5	15	0	79	-13.8	
KANCHANPUR	77048	1	NINGLASHAINEE MA VI GOBARAI	36	49.4	38.6	27	34.9	35.1	60	60	1	11	15	0	27	0	33	5.31	
KANCHANPUR	77049	1	GAURI SHANKAR SECONDARY SCI	19.6	33.6	21	18.1	29.5	27.8	85	85	1	5	9	2	17	0	68	-10.5	
KANCHANPUR	77050	1	SHARADA SARASWATI MA VI CHA	12.9	37.9	20.9	15.1	25.3	22.7	106	106	0	0	8	2	10	0	96	-17.4	
KANCHANPUR	77051	1	BHUWANESHWARI SECONDARY S	26.8	41.5	34	18.7	35	37.4	86	85	0	8	20	1	29	0	56	-2.36	
KANCHANPUR	77052	2	PRABHAT VIDYA NIKETAN BASAN	48.6	53.1	56.7	36.4	59.8	41.6	46	46	1	31	11	0	43	0	3	38.23	
KANCHANPUR	77053	2	EVEREST BOARDING SCHOOL BEL	44.5	45.2	50.1	29.2	42.9	38.8	32	32	0	11	9	0	20	0	12	16.52	
KANCHANPUR	77054	1	BHRIKUTI MA VI MAHENDRANAG	22.3	36.6	22	13.3	17.7	24.3	47	47	0	1	2	0	3	0	44	-18.7	
KANCHANPUR	77055	1	DURGA MA VI JANAKBASTI TRIBH	18.6	35.3	11.2	17	31.2	26.4	38	38	0	1	4	0	5	0	33	-14.8	
KANCHANPUR	77056	1	JANAKALYAN MA VI IBRD KALIKA	20.3	39	30.9	20.6	25.5	28.9	50	50	0	0	11	0	11	0	39	-10.1	
KANCHANPUR	77057	1	BHANU MA VI KANJA SHANKARPU	23.1	34.8	33.5	23	31.6	40.6	34	34	0	1	11	3	15	0	19	1.79	
KANCHANPUR	77058	2	YUG JYOTI ACADEMY TRIBHUWAN	42.3	44.8	50.5	30.4	37.7	37.9	23	23	0	6	11	0	17	0	6	22.01	
KANCHANPUR	77059	2	DIAMOND PUBLIC ACADEMY GAD	52.3	49.6	60.2	35.5	30.6	30.8	33	33	1	9	11	0	21	0	12	17.16	
KANCHANPUR	77060	2	SUN RISE PUBLIC SCHOOL MAHEN	47.2	53.4	52.3	33.2	48.5	43.7	53	53	7	19	16	0	42	0	11	29.58	
KANCHANPUR	77061	2	HOLY FAMILY ENGLISH MEDIUM S	39.5	44.8	47.4	41.2	46.8	38.2	38	37	0	9	22	0	31	0	6	27.36	
KANCHANPUR	77062	2	FLORIDA INTERNATIONAL BOARD	43.7	48.2	43.7	26.3	28.4	31.4	54	54	2	12	6	0	20	0	34	1.81	
KANCHANPUR	77063	2	A G ENGLISH SCHOOL KALIKA	47.1	56.4	73.6	29.6	39.6	42.5	17	17	0	13	2	0	15	0	2	35.74	
KANCHANPUR	77064	2	GYAN BATIKA BOARDING SCHOOL	47.5	56	53.1	28.4	56.6	38.8	41	41	3	15	11	0	29	0	12	23.32	
KANCHANPUR	77065	1	MAHAKALI MA VI BASANTPUR	28.8	41.3	29.1	21.9	34.7	34.8	77	75	1	8	13	2	24	0	51	-3.21	
KANCHANPUR	77066	1	SHANTI NIKETAN MA VI AATHAPU	23.6	35.6	33.6	22.9	32.4	27.4	64	63	0	1	18	4	23	0	40	-2.4	

**PERFORMANCE OF ALL SCHOOLS IN SLC EXAMINATION BY DISTRICTS**  
**2071 BS (2015 AD)**

DISTRICT	SCODE	ST	SCHOOL	AVERAGE MARKS IN COMP. SUBJECTS						STUDENT		PASS DIVISION						WLD	FLD	SEM
				ENG	NEP	MAT	SCI	SOC	HPE	TAP	TAPRD	DIS	FIR	SEC	TIR	PASS				
KANCHANPUR	77067	1	BAIJANATH MA VI JADEPANI DAJI	28.3	38.5	32.2	21.8	39.6	32.1	83	82	0	7	22	3	32	0	50	0.05	
KANCHANPUR	77068	1	YUVA VARSH MA VI TILKENI	22	33.6	24.2	16.6	30.6	22.3	47	47	0	1	8	0	9	0	38	-11.5	
KANCHANPUR	77069	1	SARASWATI JANATA MA VI BAIBA	13.7	31.7	20.7	18.7	26.6	24.8	72	70	0	0	5	0	5	0	65	-18.5	
KANCHANPUR	77070	1	SARASWATI SECONDARY SCHOOL	16.3	28.5	20.6	15.5	18	26.1	79	79	0	1	5	0	6	0	73	-18.1	
KANCHANPUR	77071	2	MODERN MONTESSORY BAL VIDY	45.6	55.4	54.5	35	44.3	32.4	27	27	0	2	19	0	21	0	6	22.08	
KANCHANPUR	77072	1	TRIBHUWAN MA VI RAMPUR BILA	14.8	34.4	19.8	13.2	30.5	22.8	56	56	0	1	3	0	4	0	52	-18.3	
KANCHANPUR	77073	2	BHANU MEMORIAL BOARDING SC	49	39.2	62.9	35.2	41.9	38.1	20	20	0	9	7	0	16	0	4	27.56	
KANCHANPUR	77074	2	MAHAKALI BAL VIDHYALAYA MA	46.7	51.4	51.8	33.1	52.7	35.2	19	19	0	8	9	0	17	0	2	32.57	
KANCHANPUR	77075	2	SIDDHARTH PUBLIC SCHOOL TRIB	54.7	49.8	55.5	44.1	41.8	39.4	26	26	1	16	9	0	26	0	0	41.68	
KANCHANPUR	77076	1	JAYCEES MA VI RAJIPUR MAHEND	23.3	39.3	46.6	20.2	39.3	26.3	64	64	0	6	16	2	24	0	40	-0.66	
KANCHANPUR	77077	2	MORNING GLORY MA VI MAHEND	27.7	41	32.6	23.6	34.2	36.4	64	61	1	10	15	0	26	0	35	3.75	
KANCHANPUR	77078	2	WEST POINT ENGLISH BOARDING S	54.5	56.9	61.4	40.1	56.9	47.3	37	37	5	20	10	0	35	0	2	40.34	
KANCHANPUR	77079	2	NAV PRATIVA PUBILC SCHOOL AP	44.4	46.4	49.8	36.2	47.6	37.5	32	32	1	14	12	0	27	0	5	30.7	
KANCHANPUR	77080	1	UDAY DEV MA VI SUNDARPUR	29	48.8	37.3	27.1	38.1	35.4	109	108	0	15	49	3	67	0	41	13.69	
KANCHANPUR	77081	1	LAXMI MA VI KHAIRBHATTI	30.4	40.7	35.7	25.3	36.7	30.6	43	43	0	1	18	4	23	0	20	6.94	
KANCHANPUR	77082	1	JANJYOTI MA VI MAHENDRANAGA	30	45.3	21.4	17.8	28.2	32.5	23	22	0	1	5	0	6	0	16	-6.65	
KANCHANPUR	77083	2	CHANDRA SURYA BAL VIDYALAY	50.4	52.1	61.5	37	49.6	40.3	36	36	1	22	8	0	31	1	4	34.17	
KANCHANPUR	77084	1	SARASWATI SECONDARY SCHOOL	19.2	35.3	24	12.5	36.1	32.2	61	61	0	0	5	0	5	0	56	-17.9	
KANCHANPUR	77085	1	BAIJANATH SECONDARY SCHOOL	15.4	28	15.3	13.1	29.1	25.4	74	74	0	1	4	0	5	0	69	-18.5	
KANCHANPUR	77086	1	KALYAN SECONDARY SCHOOL, SH	26	34.1	34.3	20.1	31	26.7	49	49	0	0	10	4	14	0	35	-7.22	
KANCHANPUR	77087	1	BHAGAWANPUR SECONDARY SCH	21.6	30.5	27.8	16.6	37.8	24.1	41	41	0	1	5	3	9	0	32	-10.6	
KANCHANPUR	77088	1	SIDDHANATH SECONDARY SCHOC	15.5	32.2	13.9	11.3	34.7	22.1	61	61	0	3	3	0	6	0	55	-16.4	
KANCHANPUR	77089	2	SUNRISE BOARDING SCHOOL, LAX	44.6	49.6	65.8	33.9	43.4	39.8	15	15	0	7	4	1	12	0	3	27.1	
KANCHANPUR	77090	1	PANCHADHEEN MA VI, RAJGHAT	19.5	25.1	19.4	10.8	30.2	24.8	46	46	0	0	3	0	3	0	43	-18.8	
KANCHANPUR	77091	1	MAHENDRANAGAR SECONDARY S	30.2	50.2	34.3	21.6	24.7	33.6	31	31	0	3	5	0	8	0	23	-6.9	
KANCHANPUR	77092	1	BALJYOTI MA VI, BAITADA	26.9	35.8	28.5	19.6	31.9	28.9	94	94	0	17	20	0	37	0	57	1.68	
KANCHANPUR	77093	1	AMBIKA SECONDARY SCHOOL, DC	20	33.4	24.9	21.3	39	31.7	65	64	0	1	12	1	14	0	50	-10.2	
KANCHANPUR	77094	2	ANIRUDRA ENGLISH SCHOOL, PIPI	52.4	51.6	61.9	40.1	57.2	41.4	37	37	1	23	13	0	37	0	0	41.45	
KANCHANPUR	77095	2	SURYODAYA PUBLIC SCHOOL, PIPI	33.4	48.8	39.2	31.5	49.9	37	71	71	0	20	21	1	42	0	29	13.81	
KANCHANPUR	77097	1	SIDDHESWORI SECONDARY SCHO	17.7	37	20.5	16.7	28.1	23.9	76	76	0	0	7	3	10	0	66	-15.5	
KANCHANPUR	77098	2	LITTLE BUDDHA ACADEMY, BHAG	56.1	60.4	68.5	41.9	38	45.6	47	47	3	36	2	0	41	0	6	36.86	
KANCHANPUR	77099	2	NEW SARASWATI VIDYA MANDIR,	50.4	55.7	48.1	31.5	62.7	40.4	10	10	0	6	2	0	8	0	2	29.25	

**PERFORMANCE OF ALL SCHOOLS IN SLC EXAMINATION BY DISTRICTS**  
**2071 BS (2015 AD)**

DISTRICT	SCODE	ST	SCHOOL	AVERAGE MARKS IN COMP. SUBJECTS						STUDENT		PASS DIVISION					WLD	FLD	SEM
				ENG	NEP	MAT	SCI	SOC	HPE	TAP	TAPRD	DIS	FIR	SEC	TIR	PASS			
KANCHANPUR	77100	2	COSMOPOLITAN ENGLISH MEDIUM	52.1	48.4	62.9	40.2	35.5	33.4	14	14	0	7	5	0	12	0	2	31.34
KANCHANPUR	77101	3	MAHENDRANAGAR HIGHER SEC	14	27	6.7	9.8	21.2	12.9	42	41	0	0	2	0	2	0	39	-19.8
KANCHANPUR	77102	1	SARADA SECONDARY SCHOOLBEL	21.5	34.3	22.5	19.5	29.1	26.9	53	52	0	3	3	2	8	0	44	-13.6
KANCHANPUR	77103	1	RASTRIYA SECONDARY SCHOOL B	20.2	29.2	25.8	14.6	35.8	19.4	70	66	0	1	4	3	8	0	58	-16
KANCHANPUR	77104	1	RAMBUDDHA SECONDARY SCHO	17	35.1	22.7	15.4	24.3	23.7	52	52	0	2	4	0	6	0	46	-15.6
KANCHANPUR	77105	1	MAHAKALI JANSHAWA HIGH SCH	16.9	38.5	19.2	18	31.4	25.8	73	73	0	0	9	2	11	0	62	-14.3
KANCHANPUR	77106	2	BRIGHT STAR BOARDING SCHOOL	51.9	50.7	59.7	32.9	38.3	47.2	15	15	0	8	2	0	10	0	5	21
KANCHANPUR	77107	1	SIDDHA BAIJANATH SECONDARY S	15.1	34.8	19.7	15	25.3	23.5	45	45	0	2	5	0	7	0	38	-13.2
KANCHANPUR	77108	1	SHIV SHANKAR SECONDARY SCH	19.6	32.6	20.1	16.2	31.2	27.3	80	80	0	2	7	2	11	0	69	-14.7
KANCHANPUR	77109	1	BHUBANESWARI VIDYA MANDIR C	57.4	56.3	55.6	38.8	40.8	36	16	16	0	8	6	0	14	0	2	32.34
KANCHANPUR	77110	1	SARSWATI SECONDARY SCHOOL E	18.1	29.3	19.2	15.7	31.3	26.2	71	71	0	2	5	0	7	0	64	-16.6
KANCHANPUR	77111	2	NOBEL ACADEMY CHANDANI KAN	26.9	38.9	37	20.1	29.6	28.8	64	64	0	3	13	0	16	0	48	-7.91
KANCHANPUR	77112	1	MAHAKALI ADARSH SECONDARY	15.2	32.2	22.1	14.8	22.1	22.3	72	72	0	1	7	0	8	0	64	-16.1
KANCHANPUR	77113	2	DHURBA VIDYA NIKETAN, MAHEN	44.2	50.4	52	33.7	28.6	40.2	18	18	0	6	4	0	10	0	8	12.5
KANCHANPUR	77114	1	SARASWATI MA VI KALYANPUR	18.8	42.5	22.4	14.4	31.2	26.7	34	34	0	1	4	0	5	0	29	-13.9
KANCHANPUR	77115	1	SIDDHANATH MA.VI. BRAHMADEV	15.9	30.4	17	12.8	27.3	22.4	49	49	0	0	3	0	3	0	46	-19.1
KANCHANPUR	77116	1	KALIKA MA.VI. BANDA	20.6	39.6	38.4	18.8	35	30.2	50	50	0	3	13	2	18	0	32	-1.97
KANCHANPUR	77117	1	MAHESWAR MA VI, SUKASAL	28.1	40.5	37.2	19.8	18.9	23.9	42	42	0	0	4	0	4	0	38	-17.1
KANCHANPUR	77118	2	MODERN PUBLIC SCHOOL	54.6	59	78.7	34.6	51.4	54.9	21	21	0	18	3	0	21	0	0	43.39
KANCHANPUR	77119	1	ASHIGRAM MA VI SISAIYA	12.3	30	13.4	9.9	27.4	22.7	34	33	0	0	3	0	3	0	30	-17.4
KANCHANPUR	77120	1	SAMAJI MA VI KICHAI	27.1	45.8	31.6	21.6	38.4	34.4	65	65	0	7	11	2	20	0	45	-4.28
KANCHANPUR	77121	1	SATYAVADI MA VI VANGAON	26.8	44.4	37.9	27.4	23.4	29.9	27	27	0	3	6	0	9	0	18	-2.5
KANCHANPUR	77122	2	LITTLE GARDEN ENGLISH BOARDI	45.8	52	63.6	31.2	50.1	42.4	28	28	0	18	5	0	23	0	5	30.94
KANCHANPUR	77123	1	RASTRIYA MA VI AMARVASTI	29.6	46.1	35.5	26.8	37.2	40.6	34	34	0	4	14	2	20	0	14	11.34
KANCHANPUR	77124	1	KALIKA MA VI ASAINA	18.6	32.8	24.1	16	30.2	25	40	39	0	1	5	1	7	0	32	-12.4
KANCHANPUR	77125	2	UNIQUE SUNRISE ENGLISH SCHOO	20.2	34.5	37.2	18.2	31.1	30.1	61	60	0	0	9	2	11	0	49	-12.5
KANCHANPUR	77126	1	JEEVAN JYOTI MA VI TRIBHUWAN	21.2	33.3	23.7	15.6	29.7	29.8	35	35	0	1	3	0	4	0	31	-15.8
KANCHANPUR	77127	1	JAN JAGRITEE PUSPALAL SMRITEE	19.1	39.2	27.1	16.6	29.5	29.1	78	77	0	0	12	2	14	0	63	-12.5
KANCHANPUR	77128	2	GLOBAL ACADEMY KATAN	48	59	56.5	37.9	36.7	45	22	22	0	12	4	0	16	0	6	24.55
KANCHANPUR	77129	2	ROSY EXCLUSIVE ENGLISH BOARI	29.5	36.8	36.9	23.4	43.1	38.1	35	33	0	8	13	3	24	0	9	20.25
KANCHANPUR	77130	1	SHANTI MA VI ANSHUBARMAVAS	16.9	39.7	23.4	17.9	28.6	27.6	27	27	0	0	3	0	3	0	24	-16.2
KANCHANPUR	77131	1	KANCHAN SECONDARY SCHOOL R	26.2	35.1	29.9	15.1	38.9	30.5	32	32	0	0	8	0	8	0	24	-8.44
KANCHANPUR	77132	2	SHREE SUNRISE BIDYA SADAN EN	43.3	40.3	56.5	37.3	40.2	34.8	6	6	0	1	2	0	3	0	3	7.5

**PERFORMANCE OF ALL SCHOOLS IN SLC EXAMINATION BY DISTRICTS**  
**2071 BS (2015 AD)**

DISTRICT	SCODE	ST	SCHOOL	AVERAGE MARKS IN COMP. SUBJECTS						STUDENT		PASS DIVISION					WLD	FLD	SEM
				ENG	NEP	MAT	SCI	SOC	HPE	TAP	TAPRD	DIS	FIR	SEC	TIR	PASS			
KANCHANPUR	77133	1	SHREE SARASWATI SECONDARY S	26.8	44.1	33.3	20.7	37.3	35.1	57	57	0	3	19	4	26	0	31	3.07
KANCHANPUR	77134	1	SHREE RASTRIYA SECONDARY SC	18	31.2	21.7	15.1	36.6	27.4	38	38	0	0	7	0	7	0	31	-12.1
KANCHANPUR	77135	1	SHREE SARASWATI SECONDARY S	20.1	32.6	15.6	13.3	37.5	30.1	34	33	0	1	4	1	6	0	27	-12.2
KANCHANPUR	77136	1	SHREE SIDDHANATH SECONDARY	18.9	33.3	25	23.2	27.8	27.4	60	60	0	1	10	1	12	0	48	-11.2
KANCHANPUR	77137	2	WISDOM ACADEMY SECONDARY S	57.2	50.5	75.5	48.1	56.6	45.6	28	28	5	18	4	0	27	0	1	43.66
KANCHANPUR	77138	2	SHREE BAL RUPANTAR BOARDING	42.1	47.9	37.9	27.4	38.9	35.3	14	14	0	3	7	0	10	0	4	20.09
KANCHANPUR	77139	1	SHREE PANCHKRITY BAIJNATH M	20.2	33.8	22.7	17.8	25.3	21.4	35	34	0	2	2	3	7	0	27	-11.1
KANCHANPUR	77140	1	SHREE GORAKHNATH SECONDAR	21.9	35.8	16.4	18	26.1	27.4	32	32	0	0	7	0	7	0	25	-10.2
KANCHANPUR	77141	2	SHREE SARASWATI VIDYA NIKET	64	64.2	78.6	46.9	60.6	50.5	17	17	8	8	1	0	17	0	0	51.4
KANCHANPUR	77142	1	SHREE SHARDA RASTRIYA SECON	21.2	32	17	19	30	23.3	52	52	0	0	2	3	5	0	47	-17.7
KANCHANPUR	77143	2	SHREE GYAN SADHANA BAL VIDY	34.2	34.3	37.9	21.7	28.6	28	9	9	0	0	1	2	3	0	6	-5.92
KANCHANPUR	77144	1	SHREE JANTA SECONDARY SCHO	22.3	38.8	38.7	18.2	34	34.9	60	59	0	3	10	1	14	0	45	-8.75
KANCHANPUR	77145	2	SHREE GWALLEK NBK VIDYALAY	44.4	42.8	71	44.3	57	35.4	8	8	0	5	0	0	5	0	3	19.69
KANCHANPUR	77146	1	SHREE SIDDHANATH SECONDARY	15.6	35.1	22.5	13.8	31.3	29.7	18	17	0	0	1	0	1	0	16	-19.2
KANCHANPUR	77147	2	SHREE LITTLE STAR PUBLIC SECO	47.4	50.9	63.8	47.5	62.9	39.4	8	8	0	3	3	0	6	0	2	23.91
KANCHANPUR	77148	2	SHREE HARICHANDRA PARBHA BO	48.5	52.3	59.2	38.7	56.8	39.8	13	13	0	6	6	0	12	0	1	34.62
KANCHANPUR	77149	1	SHREE JANJYOTI SECONDARY SCH	18.5	34.6	30.9	18.5	29.8	28.3	41	41	0	0	6	2	8	0	33	-12
KANCHANPUR	77150	1	SHREE SARASWATI MA VI JHARAN	19.8	41.5	28.5	24.2	33.2	32.4	48	46	0	1	15	1	17	0	29	-1.68
KANCHANPUR	77151	1	SHREE SHIVSHAKTI MA VI KALAG	19.3	36.2	29.4	15.8	34.7	25.2	31	31	0	2	5	1	8	0	23	-7.57
KANCHANPUR	77152	2	SHREE HUNAINATH BAL VIDYALA	43.5	50.6	39.1	33.3	41.4	35.3	8	8	0	1	5	0	6	0	2	21.09
KANCHANPUR	77153	2	SHREE SHANKAR PARWATI MA VI	24.8	44.4	34.6	21.4	34.2	29.7	74	74	0	5	24	2	31	0	43	1.56
KANCHANPUR	77154	2	SHREE RADIANT HIGHER SECOND	42.6	50.6	37.4	29.8	25.4	33.4	5	5	0	1	1	0	2	0	3	2.25
TOTAL									410535	405450	21510	90719	77177	4426	193832	60	210927		

**LIST OF SCHOOLS WITH PASS RATE BELOW 5%**

	<b>SCHOOL</b>	<b>APPEARED</b>	<b>PASSED</b>	<b>PASS %</b>
01014	SARASWATI MA VI LELEP	49	2	4.08
01022	MAHENDRA MA VI PHAKUMVA MAIWAKHOLA	25	1	4.00
01031	PARAM SINGHA DEVI MA VI NIGHURADIN	18	0	0.00
01037	PANDOLUNG MA VI PANDOLUNG, NALBU-3	24	1	4.17
01041	KANCHANJANGHA MA VI YAMPHUDIN -8	10	0	0.00
01042	JANAKALYAN MA VI DHUNGESANGHU-2	27	0	0.00
01050	SHREE BALDEN SECONDARY SCHOOL PAPUNG	22	0	0.00
01053	SHREE SIDDESWAREY SECONDARY SCHOOL DUMRISE	24	1	4.17
01054	SHREE BHANU JANA HIGHER SECONDARY SCHOOL (OPEN LEARNING)	12	0	0.00
01055	SHREE SARASWATI SECONDARY SCHOOL, SABLAKHU	16	0	0.00
01057	CHHATEDHUNGA MA VI CHANGE-7	35	1	2.86
01058	SURKE MA VI THUKIMA-9	25	0	0.00
01060	SUNDEVI MA VI EKHABU-8	23	1	4.35
01061	SHREE PANCHESWORY SECONDARY SCHOOL	19	0	0.00
02013	PRITHIVI UCHCHA MA VI YASOK	81	4	4.94
02017	SARASWATI MA VI MACHHEBUNG	28	0	0.00
02028	SINGHA SIDDHA MA VI ANSHUBHANJYANG LUWAPHU	27	0	0.00
02037	ITHUNG MA VI RANITAR	63	2	3.17
02042	SIDDHA DEVI MA VI SIDIN	29	0	0.00
02049	SIDDHA MA VI TINGDEN RANIGAUN	36	1	2.78
02061	SIDDHA MAHENDRA MA VI ANGNA -6, JORSALLE	52	0	0.00
02062	TRIVENI SECONDARY SCHOOL, MOUWA -6, CHUWADE	22	0	0.00
02063	BUDDHESHWARY MA VI OLANE -7, HATTIPAILE	36	1	2.78
02079	SINGHASIDDHA MA VI, LUNGRUPA-2	15	0	0.00
02087	KHANDRONG MA VI SARANGDANDA-3 PANCHTHAR	15	0	0.00
02088	SARASWATI MA VI MEMENG-4	9	0	0.00
03018	JANATA MA VI KANCHANPUR	56	1	1.79
03025	JANATA MA VI CHISAPANI	46	0	0.00
03055	PRABODH MA VI MABU-5	37	0	0.00
03059	SAMALBUNG MA VI SAMALBUNG	28	0	0.00
03077	YUWA BARSHA SECONDARY SCHOOL DANABARI-9	8	0	0.00
03087	BIDHYA SIRJANATMAK MA VI BANJHO	14	0	0.00
03090	KRISHNA MA VI LAXMIPUR-5 THAKLE	13	0	0.00
03093	SHANTA MA VI PASHUPATINAGAR	22	1	4.55
03100	SHIVA MAI MA VI NAYABAZAR-3	10	0	0.00
04204	HIMALAYA HIGHER SECONDARY SCHOOL , DAMAK (OPEN LEARNING)	56	2	3.57

**LIST OF SCHOOLS WITH PASS RATE BELOW 5%**

	SCHOOL	APPEARED	PASSED	PASS %
05003	BINOD MA VI MULKHARKA	23	1	4.35
05033	MAHESHWARI MA VI YAPHU	31	0	0.00
05064	SHREE HIM MAVI SWACHI SABHAPOKHARI 3	8	0	0.00
05065	KAILASH SECONDARY SCHOOL PAWA, BAHRABISE 6	8	0	0.00
06018	BHAGAWATI MA VI THOKLUNG	31	1	3.23
06031	MACHHINDRA MA VI SUDAP	36	0	0.00
06040	NARAYAN MA VI SABLA	15	0	0.00
06047	SARASWOTI MA VI ANGDIM, TEHRATHUM	17	0	0.00
07021	DHARMODAYA MA VI MAREKA	23	1	4.35
07028	RAM MA VI MURTIDHUNGA GANESHTAR	44	1	2.27
07032	MA VI PARIKHAPRANG MAREK KATAHARE	39	1	2.56
07063	JIVAN SUDHALAYA MAVI KHOKU-5	35	1	2.86
07081	MUDHEBAS SECONDARY SCHOOL MUDHEBAS-2	8	0	0.00
08004	VISHWA PREMI MA VI YAKU	25	1	4.00
08011	SHADANANDA SAN MA VI DINGLABAZAR	43	1	2.33
08020	MANEDADA MA VI MANEDADA	30	1	3.33
08024	SINGHESHWARI MA VI BASIKHORA	81	2	2.47
08029	BEHERESHWAR MA VI MANEBHANJYANG	34	0	0.00
08034	JANASEWA MA VI HASANPUR	35	1	2.86
08035	KALIKA MA VI HELAUNCHHA	16	0	0.00
08036	PANCHAKANYA MA VI WASINGTHARPU	25	0	0.00
08038	SHIKSHA KSHAMAKANYA MA VI BAYANG DEWANTAR	43	0	0.00
08039	JANAJYOTI MA VI PATLEPANI	82	1	1.22
08045	PASHUPATI MA VI KHAWA BHOJPUR	15	0	0.00
08048	PRAJATANTRA MA VI HOMTANG-1	40	0	0.00
08050	DEVITHAN MAVI AMTEK-6;PITAUULA	36	1	2.78
08051	KHARTAMCHHA MA VI KHARTAMCHHA-3	21	0	0.00
08054	PASHUPATI MA.VI.TIMMA-9,RIMCHIM	15	0	0.00
08056	LAXMI MA VI PANGCHA-8	40	0	0.00
08057	SURYODAYA MA VI THULLODUMMA-1	12	0	0.00
08059	TIWARI BHANJYANG MA VI TIWARI BHANJYANG-1	42	2	4.76
08062	KALIKA MA VI PAKHUWA,OKHRE-7	38	0	0.00
08069	SISHU SIKSHA BIKAS MA.VI., SINDRANG	20	0	0.00
09016	KALI MA VI KASHIJAN	64	3	4.69
09021	MAHENDRA MA VI GAHELI BIRATNAGAR MADHUMARA	64	2	3.13
09030	JANAPRIYA MA VI KATAHARI	87	4	4.60



**LIST OF SCHOOLS WITH PASS RATE BELOW 5%**

	SCHOOL	APPEARED	PASSED	PASS %
09057	DEVI MA VI TETARIYA	53	2	3.77
09084	SARASWATI MA VI SHISHAWANI	44	2	4.55
09094	GURUKUL MA VI BIRATNAGAR-18	17	0	0.00
09108	MAHENDRA MA VI WARANGI	27	1	3.70
09132	JANTA MA VI AAMGACHHI	13	0	0.00
09242	ADARSHA HIGHER SEONDARY SCHOOL, BIRATNAGAR (OPEN LEARNING)	38	0	0.00
09253	GAJADHAR SECONDARY SCHOOL KEROUNJA GOVINDAPUR	22	1	4.55
09256	BAL MA VI JATUWA BIRATNAGAR	43	0	0.00
09278	SHIVA SHAKTI MA VI (NAS), SORABHAG	53	2	3.77
09284	BIRENDRA MA. VI, LAKHANTARI	31	1	3.23
09287	BHOGATANI MA VI, BHOGATANI	6	0	0.00
09309	SHREE JANTA SECONDARY SCHOOL, BIRATNAGAR-5	42	1	2.38
09338	LAXMI MA.VI. WARANGI-8	14	0	0.00
09343	LAXMI NARAYAN BED BIDHYASHRAM, BIRATNAGAR	3	0	0.00
10026	SHIKSHA NIKETAN MA VI DHARAN-6	49	1	2.04
10041	MAJADUR KISAN MA VI MADHELI	44	0	0.00
10059	SUNSARI BALIKA AWASIYA MA VI INRUWA	14	0	0.00
10100	SARASWATI MA VI ITAHARI-7	41	1	2.44
10132	JANTA MA.VI. SUNSARI, ITAHARI (OPEN LEARNING)	60	1	1.67
10153	SARASWATI MA VI BHAROL	29	0	0.00
10156	SHIVNAGAR MA VI VADGAUNSINAWARI	28	1	3.57
10171	WORLD VISION ACADEMY INARUWA	6	0	0.00
10181	PANCHAYAT SECONDARY SCHOOL,BHA.SI.-9,PIPRAHA	26	1	3.85
10184	NEPAL RASTRIYA HARI SEC. SCHOOL, CHANDBELA-6	38	1	2.63
10189	RASTRIYA SECONDARY SCHOOL, SHREEPUR JABDI-4	31	0	0.00
10200	RASTRIYA MA VI SOVANPUR PASCHIM KUSHAHA-9	59	0	0.00
11038	JANAJAGRITI HIGHER SECONDARY SCHOOL (OPEN LEARNING)	6	0	0.00
11040	GARMA MA VI GARMA	7	0	0.00
12009	BIDDHYODAYA MA VI DORPA OKHARBOTE	61	2	3.28
12010	SHREE KRISHNA MA VI TEMMA	29	1	3.45
12011	BHAGAWATEE DINANATH HIGHER SECONDARY SCHOOL KHOTANG BAZAR	72	2	2.78
12017	JANATA MA VI BHANDARIDANDA BATASE	43	0	0.00
12019	BAL KANYA MA VI PHAKTANG DHARTUNG	23	0	0.00
12020	KUHUNDANDA MA VI KHARTAMCHHA PHEDI	55	2	3.64
12022	SHIDDHESHAWARI MA VI KHIDIMA	35	0	0.00
12023	SHANKHESWORI MA VI BARAHAPOKHARI	53	1	1.89

**LIST OF SCHOOLS WITH PASS RATE BELOW 5%**

	SCHOOL	APPEARED	PASSED	PASS %
12036	RADHAKRISHNA MA VI CHYANDANDA	30	1	3.33
12037	SARASWATI MA VI DANDAKHARKA CHHITAPOKHARI	25	0	0.00
12044	MAHENDRODAYA MA VI YAMKHA	50	2	4.00
12045	JALPA MA VI NUNTHALA	39	0	0.00
12047	CHYASMITAR MA VI CHYASMITAR	51	2	3.92
12050	SURYA MA VI SUNGDEL	32	1	3.13
12051	SHANTI MA VI CHHORAMBU	25	0	0.00
12053	SAWA KALI MA VI SAWAKATAHARE	41	1	2.44
12054	LAXMI MA VI KAHULE	21	0	0.00
12060	ANNAPURNA MA VI, DORPA CHIURIDANDA	22	1	4.55
12061	RASTRIYA MA VI BASPANI -5	35	1	2.86
12064	BALBALIKA MA VI MATTIM-9	29	0	0.00
12066	DAMLI MA VI DIKUWA-4	39	0	0.00
12073	SINGHADEVI MA VI BOPUNG-1	28	0	0.00
12074	KRISHNA MA VI SIMPANI-3	21	1	4.76
12075	SHIKSHA NIKETAN AUTARI MA VI DEVISTHAN-5 KHOTANG	20	0	0.00
12079	LAXMI MA VI LICHKIRAMCHE-6	63	2	3.17
12080	RAMCHE NIKETAN MA VI BATASE-9, IJARA	19	0	0.00
12081	PANCHKANYA MA VI PAUWASERA-2	54	1	1.85
12084	INDRANIPOKHARI MA VI INDRANIPOKHARI-6	28	1	3.57
12085	JALESWARI MA VI DAMBARKHU SIBALAYA-6	18	0	0.00
12089	SHREE BETUWA SECONDARY SCHOOL PHAKTANG 7	26	0	0.00
13062	SAGARMATHA JANATA U MA VI OKHALDHUNGA (OPEN LEARNING)	10	0	0.00
14029	KAKANISHWAR MA VI THANAGAUN	62	0	0.00
14031	MAHENDRA DIP MA VI TAMLICHHA	36	1	2.78
14033	JANATA MA VI RASUWA LAPHAGAUN	24	0	0.00
14060	MA VI CHILAUNE BHANJYANG	34	1	2.94
14067	MAINAMAINI MA VI MULGAUN	7	0	0.00
14073	SECONDARY SCHOOL PATNABHANJANG SIRISE	47	2	4.26
14080	SHARADA MA VI, CHAUDANDI KATAHARE	19	0	0.00
14083	SECONDARY SCHOOL, JALKENI DUMRE	20	0	0.00
14100	JANATA MAVI DEURI TRIYUGA (OPEN LEARNING)	84	2	2.38
14105	JANATA MA VI KATUNJE BABALA-7	21	0	0.00
14121	MAVI,BHARATJOR,RAUTA-2	23	1	4.35
14135	JANATA MA.VI.,DUMRE-1	15	0	0.00
14137	DEURALI MA VI, GALENI, THOKSHILA	11	0	0.00

**LIST OF SCHOOLS WITH PASS RATE BELOW 5%**

	SCHOOL	APPEARED	PASSED	PASS %
15004	GOVARDHAN BAIRAGI JANATA MA VI PHATTEPUR	65	2	3.08
15006	DWARIKA SHREE LAL SATANI YADAV MA VI BATHANAHA	42	2	4.76
15012	MAHABIR MA VI HANUMANNAGAR	134	3	2.24
15013	BUDDHILAL BIDYAMUNAR MA VI BHAGWATPUR	209	9	4.31
15014	MA VI DIMAN	130	4	3.08
15023	CHUMMANHARI JANATA MA VI MAYANAKADERI	49	1	2.04
15034	JANTA MA VI TARAHI	62	2	3.23
15048	JANTA RAMESHWAR MEMORIAL MA VI BRAHAMPUR	85	3	3.53
15049	SHATRUDHAN MA VI NEGADABAIRIYA YOGIYA	63	3	4.76
15054	MAHABIR MA VI BISHAHARIYA	58	0	0.00
15055	JANTA MA VI KHUDIBUKHARI KUPAHI	24	0	0.00
15106	SHREE JANTA MA VI KHAJANPUR BHAIJAKA	34	1	2.94
15109	SHREE JANTA MA VI BHAIROJANG BELAHA	19	0	0.00
16100	JANATA MA VI LAXMINIYA	47	1	2.13
17037	BIRENDRA MA VI KATAKUTI	44	2	4.55
17078	GUPTESHWOR MA VI MALU-8	10	0	0.00
17079	KALIDEVI SECONDARY SCHOOL, THULOPATAL-4	12	0	0.00
17086	BALODAYA SECONDARY SCHOOL, KALINCHOWK	6	0	0.00
18040	SHITALA DEVI MA VI DEURALI	49	2	4.08
18047	KALIDEVI MA VI POKHARI BHANJYANG	42	2	4.76
18065	MAHARUDRA MA VI BOLANG BOLANG	53	1	1.89
18067	MANTHALI UCHCHA MA VI MANTHALI (OPEN LEARNING)	10	0	0.00
19002	KUSHESHWAR VIDYAPITH MA VI DUMJA	59	2	3.39
19017	JAN JAGARITI MA VI NIBUWATAR	58	0	0.00
19037	MA VI MAHADEV DANDA	52	2	3.85
19059	KAMALA SECONDARY SCHOOL KARKARE	30	0	0.00
19067	MA VI SALEKU RATNAWATI	51	0	0.00
19074	CHANDIKA MA VI CHANAUTE	23	1	4.35
19077	BAL MA VI SHULIBHANJYANG	28	1	3.57
19084	KALIKA MA VI LANGUR CHHABISE	36	0	0.00
19091	KAMALA U MA VI DHUNGREBAS (OPEN LEARNING)	27	1	3.70
19122	BHANUBHAKTA MAVI TINKUNA	27	1	3.70
20081	MA VI AURAHU JANAKPURDHAM	62	3	4.84
20089	NEW IDEAL SECONDARY SCHOOL JANAKPUR-8	1	0	0.00
20095	SHREE JANATA MA VI MANGARAHU	140	5	3.57
20128	LORD BUDDHA ENGLISH MEDIUM SCHOOL, JANAKPUR-7	2	0	0.00

**LIST OF SCHOOLS WITH PASS RATE BELOW 5%**

	<b>SCHOOL</b>	<b>APPEARED</b>	<b>PASSED</b>	<b>PASS %</b>
20149	SHREE SHANKAR SECONDARY SCHOOL, BANARJHULA	49	1	2.04
21014	LAXMI NARAYAN JANATA MA VI KHAYARMARA	226	7	3.10
21025	JANTA MA VI DANDATOL BIJALPURA	126	4	3.17
21034	MA VI HATHILET	103	5	4.85
21066	LA CHA MU MA VI JALESHWAR (OPEN LEARNING)	37	1	2.70
21073	MAHENDRA MA VI SINGYAHY	62	3	4.84
21090	SECONDARY SCHOOL RAMNAGAR RAMNAGAR 3	67	1	1.49
21093	LAXMI SECONDARY SECONDARY SCHOOL, HATTISARWA-2	40	0	0.00
22024	DIM JANATA MA VI PARWANIPUR	133	6	4.51
22037	SHIVAN FUNIYA DEVI JANTA MA VI PIPRA NOKAILWA	50	1	2.00
22090	JANTA MA VI PHULPARASI	31	0	0.00
23047	DHARMODAYA HIGHER SECONDARY SCHOOL, THULODHADING-1	20	0	0.00
23057	RAMA MA VI ATTARPUR	27	0	0.00
23110	ANANDA MA VI JALBIR (NAS)	10	0	0.00
24016	NEPAL RASHTRIYA MA. VI. GATLANG	9	0	0.00
24020	NAMUNA EVERGREEN ENGLISH SECONDARY BOARDING SCHOOL	7	0	0.00
24021	HAKU SECONDARY SCHOOL THULOHAKU	19	0	0.00
25059	SHAHID JAGAT PRAKASH JUNG SHAH SAN MA VI BIDUR DEVIGHAT	7	0	0.00
28031	SIKSHYANIKETAN MA VI YALACHHEN	3	0	0.00
28032	PRABHAT MA VI BYASI	3	0	0.00
28063	SIDDDHIKALI MA VI THIMI	8	0	0.00
28082	SHAHID SMRITI MA VI BHAKTAPUR-11	2	0	0.00
29841	SHIKHARAPUR MA VI PHARPING (OPEN LEARNING)	15	0	0.00
30045	MOUNT EVEREST ENGLISH SCHOOL, KAPAN	4	0	0.00
32040	MOUNT VALLEY BOARDING SCHOOL LAGANKHEL	1	0	0.00
32084	PRABHAT TARA SECONDARY BOARDING SCHOOL, KUMARIPATI-19	5	0	0.00
33033	SURYODAYA MA VI SARIKHET PALASE	54	2	3.70
33112	KALIKA MA V , RAKSHIRANG	15	0	0.00
34163	CHITWAN U MA VI , BHARATPUR (OPEN LEARNING)	32	1	3.13
35039	MAHENDRA MA VI RAITOL PAURAI	53	2	3.77
35062	MA VI BINAGARA BARIYARPUR	55	2	3.64
36028	NEPAL RASTRIYA MA VI MANHARWA	60	0	0.00
36032	NEPAL RASTRIYA MA VI DEWAPUR BAHUARWA	46	2	4.35
36035	JANATA MA VI BUDDHAGAI	106	5	4.72
36041	NEPAL RASTRIYA MA VI BHARATGUNJ SIGAUL	45	2	4.44
36053	NETRODAY MA VI YOJANATOL NIJAGADH	26	1	3.85

**LIST OF SCHOOLS WITH PASS RATE BELOW 5%**

	<b>SCHOOL</b>	<b>APPEARED</b>	<b>PASSED</b>	<b>PASS %</b>
36084	JANATA MA V BHAWANIPUR KALAIYA	37	1	2.70
37040	DEV DAS ENGLISH SECONDARY SCHOOL MAISTHAN	2	0	0.00
37079	NEPAL RASTRIYA MA VI NAGAWA BIRGUNJ	21	1	4.76
38075	SHAKTI HIGHER SECONDARY SCHOOL(OPEN LEARNING)	37	0	0.00
38107	MANAKAMAMA BAHIRA MA VI GORKHA	11	0	0.00
39005	LOKPRIYA HIGHER SECONDARY SCHOOL, CHAME (OPEN LEARNING)	6	0	0.00
41001	SANSKRIT MA VI BHIMKALIPATAN	11	0	0.00
41116	GAUNPHARK MA VI KHALTE	19	0	0.00
41211	JATESHWOR SECONDARY SCHOOL, PHALYANGKOT	24	0	0.00
42080	JAYA DURGA MA VI RAMJAKOT PIPALTAR	33	1	3.03
42109	PARBATI SECONDARY SCHOOL MAJHKOT	16	0	0.00
42149	MAHENDRAJYOTI SECONDARY SCHOOL GHIRINGSUNDHARA	7	0	0.00
43151	RASTRIYA SECONDARY SCHOOL, PELAKOT	29	1	3.45
44176	DEV WADA CHULI SECONDARY SCHOOL, DANDAJHERI	45	0	0.00
44183	RASHRIYA SECONDARY SCHOOL BANJARIYA	13	0	0.00
45076	LAXMI MA VI BANDIPOKHARI	8	0	0.00
45088	SANA HUNGI MA.VI. PHOKSINGKOT-6	40	1	2.50
46068	SHARADA MA VI ARJEWADIBUNG	8	0	0.00
47067	SHIVA MADAN SCHOOL ADGURI-1 (OPEN LEARNING)	5	0	0.00
48008	JANA JAGRITI MA VI KARUWANI	45	2	4.44
48201	SADHANA MAHILA VIDHYALAYA BUTWAL	11	0	0.00
48228	BARWALIYA MA.VI., GANGOLIYA-3	42	2	4.76
49012	SHREE PAANCH MAHENDRA MA VI KRISHNANAGAR	55	2	3.64
49064	RANGILAL SECONDARY SCHOOL, SADAWA	29	1	3.45
49067	SHIVAPRATAP SARASWATI SECONDARY SCHOOL, BHALWARI-9	26	0	0.00
49068	KAMATA SECONDARY SCHOOL, KARAILIYA	32	0	0.00
49101	DHANKAULI MA.VI.,DHANKAULI	13	0	0.00
51046	PRAKASH HIGHER SECONDARY SCHOOL, BENI (OPEN LEARNING)	42	2	4.76
52047	DEVISTHAN MA VI DEVISTHAN	51	1	1.96
52131	BRIGHT LOTUS ACADEMIC SCHOOL, HILA	3	0	0.00
53081	SHIVALAYA HIGHER SECONDARY SCHOOL, KUSHMA (OPEN LEARNING)	11	0	0.00
55028	NEPAL RASTRIYA MA VI SIMKHOLA PAKHAPANI	66	3	4.55
55041	BAL KALYAN MA.VI., LIWANG (OPEN LEARNING)	30	0	0.00
55048	BHANUBHAKTA MA VI REKUNETA	17	0	0.00
55060	SIDDHARTHA SECONDARY SCHOOL GHOPTEODHAR JINABANG	41	2	4.88
55062	SARASWATI SECONDARY SCHOOL DAIBANG PANG	9	0	0.00

**LIST OF SCHOOLS WITH PASS RATE BELOW 5%**

	<b>SCHOOL</b>	<b>APPEARED</b>	<b>PASSED</b>	<b>PASS %</b>
55063	PADMODAYA SECONDARY SCHOOL DANGCHOT JAULIPOKHARI	18	0	0.00
56004	KRISHNA MA VI SANGRAHI	71	3	4.23
56006	JANATA MA VI RAGECHAUR	74	3	4.05
56016	MAHENDRA RATNA MA VI HIWALCHA	40	1	2.50
56021	NEPAL RASTRIYA MA VI FALABANG REKH	58	1	1.72
56022	MAHENDRA HIGHER SECONDARY SCHOOL, JIMALI	67	2	2.99
56035	SHIDDHESHWORY MA. VI., MAJHKHARKA	22	0	0.00
56039	DEURALI MA.VI., SIDDHESWARI	24	0	0.00
56050	SHREE SECONDARY SCHOOL TODEKE PHALABANG	29	0	0.00
56054	SHREE NEPAL RASTRIYA MA.VI. DHAKADAM	42	1	2.38
56058	RADHESHYAM MA VI GAIRAGITHI	49	1	2.04
56069	JANASEWA SECONDARY SCHOOL KHAIRABANG PEDI	24	1	4.17
57026	DANGBANG MA VI DANGBANG AMILEE	25	1	4.00
57063	NE RA MA VI DAMRI	10	0	0.00
58004	MAHENDRA MA VI TULSIPUR	151	4	2.65
58012	SIDDHA PRITHVI JANATA MA VI SRIGAUN	118	5	4.24
58023	MA VI ASHWARA	84	3	3.57
58053	SUDHA MA VI JHELNETA	55	1	1.82
58059	JANA JYOTI MA VI BELA DEUKHURI	98	2	2.04
58071	JYOTI PUNJ SECONDARY BOARDING SCHOOL GHORAH	7	0	0.00
58096	SHREE MADHYAMIK VIDHAYALA, CHAINPUR, DEUKHURI	51	0	0.00
58113	MA. VI. AMILIYA	33	0	0.00
58125	BHANU BHAKTA MA VI KAUSHILAPUR	52	2	3.85
58129	BHAGAWATI MA VI SAIGHA	31	1	3.23
58141	BAGAR BABA MA VI SATBARIYA	81	3	3.70
59018	KAILASH MA VI DANDAPHAYA	11	0	0.00
60014	MAHADEV MA VI, HYANGLU	18	0	0.00
60019	BAL SHIKHSA SECONDARY SCHOOL, KHAMALE	45	2	4.44
62006	NANDA DEVI MA VI KOTBADA	74	3	4.05
62016	JANA PRABHAT MA VI SHREEKOT LALU	100	4	4.00
62035	PANCHADEV UCHHA MA.VI. MANMA (OPEN LEARNING)	41	2	4.88
62036	CHULIMALIKA MA VI BADALKOT	10	0	0.00
63016	JANJYOTY SECONDARY SCHOOL BARKOTE GAUN	11	0	0.00
64042	JANTA MA.VI. SAMAILA, DHIME	34	0	0.00
64046	TRIBHUWAN U.MA.VI. KHALANGA (OPEN LEARNING)	8	0	0.00
64063	LAXMI SECONDARY SCHOOL,BHERE PUNMA	37	0	0.00

**LIST OF SCHOOLS WITH PASS RATE BELOW 5%**

	<b>SCHOOL</b>	<b>APPEARED</b>	<b>PASSED</b>	<b>PASS %</b>
65002	VIJAYA MA VI DULLU	146	7	4.79
65004	KALIKA U MA VI TILEPATA	83	4	4.82
65021	BHAGAWATI MA VI KANSHIKANDH	57	1	1.75
65049	KALIKA SECONDARY SCHOOL, NETRAPANI	20	0	0.00
65051	MAHADEV MA. VI., METALPATA MEHELTOLI	29	0	0.00
65054	NE RA MA VI, HANETA	38	1	2.63
65056	BHANESHWAR MA VI, NAULEKATUWAL	51	2	3.92
65059	MAHADEV MA VI, PANIPOKHARA KUSAPANI	45	2	4.44
65061	BHAIRABH MA VI, RANIBAN	87	2	2.30
65062	DHARMA DEV MA VI, CHAMUNDA	48	0	0.00
65066	TULSI MA.VI. BALUWATAR, NAUPHERI	30	1	3.33
65075	SARASWATI MA.VI. KHULA TARTANG, DAILEKH (OPEN LEARNING)	27	0	0.00
65083	KALIKA MA VI BANGETIMURE	28	1	3.57
65087	JANATA MA VI LAINCHAUR	29	0	0.00
66004	BHANU MA VI BAJEDICHAUR	30	1	3.33
66009	JANAKALYAN MA VI KAPRICHAUR	44	1	2.27
66022	SARASWATI MA VI KALYAN	68	2	2.94
66040	BHERI MA VI TARANGA	64	0	0.00
66043	INDRENI MA VI GOGANE	20	0	0.00
66052	NEPAL RASTRIYA MA VI BETAN	40	0	0.00
66053	NEPAL RASTRIYA MA VI NETA	44	1	2.27
66066	SHREE PRAVAT SECONDARY SCHOOL KOLDANDA	28	0	0.00
66069	SHREE SARASWOTI PROPOSED SECENDARY MA VI CHEPANG KUNATHARI	45	2	4.44
66082	AMMAR JYOTI U MA VI , NEWARE (OPEN LEARNING)	24	1	4.17
66090	SARASWATI MA VI, SIMGHAT	52	0	0.00
66093	SHREE NE.RA.MA.VI. NAYABAN, POKHARIKANDA	18	0	0.00
66094	SHREE JANA JAGIRTI MA.VI. KUNATHARI	13	0	0.00
66098	SHREE NE.RA.MA.VI. BAJEDICHOOR	71	3	4.23
66110	SHREE NERA MAVI PAREGAUN	29	0	0.00
66117	SARASWATI MA. VI KHANIKHOLA	31	1	3.23
67007	JANATA ADARSHA MA VI JABDAHAWA	85	3	3.53
67014	YUDDHA SANSKRIT MA VI NEPALGUNJ	25	0	0.00
67016	ANATHALAYA GAUSIYA MA VI NEPALGUNJ	15	0	0.00
67020	ADARSHA MA VI RANJHA	81	3	3.70
67054	GYAN SAGAR MA VI PARASPUR	19	0	0.00
67059	GYAN DEEP MA VI DALAIPURWA KAMD	51	1	1.96

**LIST OF SCHOOLS WITH PASS RATE BELOW 5%**

	<b>SCHOOL</b>	<b>APPEARED</b>	<b>PASSED</b>	<b>PASS %</b>
67083	MA. VI. BHAWANIYAPUR, MAHENDRA NAGAR	14	0	0.00
67113	MA VI LAGDAHAWA	24	1	4.17
67119	NE RA MA VI PEDARI BANKE	57	1	1.75
67143	ADARSHA MADHYAMIK VIDHYALAYA LAXMANPUR BANKE	2	0	0.00
67148	MADHYAMIK VIDHYALAYA BELBHAR 7 JOGAGAUN BANKE	9	0	0.00
68008	KISAN MA VI BADALPUR	86	2	2.33
68024	MANPUR MA VI TAPARA	197	6	3.05
68059	ADARSHA SECONDARY SCHOOL, MOTIPUR	26	1	3.85
68074	NE RA MA VI, NAYAGAUN	69	3	4.35
69009	KIRTICHAUR MA VI MANAKOT	49	2	4.08
69021	JANAJYOTI MA VI DAHAKOT	26	0	0.00
69027	DEVASTHALI MA VI MATESANGU	11	0	0.00
69038	RAMESHOWRY SECONDARY SCHOOL, TOLI-8	43	1	2.33
69040	BHAWANI SECONDARY SCHOOL, GUDUKHATI	24	0	0.00
69051	CHOYAKOT SECONDARY SCHOOL JUGDA	23	1	4.35
69058	KAILASHESHORI SECONDARY SCHOOL MANA	12	0	0.00
70027	SATYAVADI MA VI JAYAPRITHVINAGAR	61	3	4.92
70032	CHANDRA MA VI DAHABAGAR GIRAU	42	1	2.38
70043	THALCHOUR SECONDARY SCHOOL MAULALI	33	1	3.03
70056	SHREE BAL BIKASH SECONDARY SCHOOL, DHAMENA	43	2	4.65
70058	SHREE NARAYAN SECONDARY SCHOOL, PIMEE	31	1	3.23
70072	ADHABBAGAR SECONDARY SCHOOL DOGADI BAJHANG	24	1	4.17
70077	KANDA MA.VI. KANDA	5	0	0.00
71005	ANNAPURNA MA VI KALAGAON	44	2	4.55
71033	MANGALA NEPAL RASTRIYA MA VI OLIGAUN	47	2	4.26
71083	SARITA SECONDARY SCHOOL MELRUKH SHANTADA	44	2	4.55
71088	BHUWANESWORY SECONDARY SCHOOL KUIKA 1 ACHHAM	28	1	3.57
72002	GHANTESHWAR MA VI KUNDIKOT JORAYAL	49	1	2.04
72014	KEDARESHWOR MA VI LANA RANTOLAR	32	1	3.13
72041	DURGA MA VI JOSHIGAUN	18	0	0.00
72043	BHUMIRAJ MA VI SALENA	31	0	0.00
72044	SUNADEVI MA VI SETIGAUN	29	1	3.45
72050	KEDAR SECONDARY SCHOOL, KHASARE, NIRAWI	16	0	0.00
72052	JORAGHAT SECONDARY SCHOOL, PIPALCHAU, SATPHARY-4	49	1	2.04
72053	SHREE KANACHAU SECONDARY SCHOOL DHAULAWASTI	24	0	0.00
72055	DARJAKOT SECONDARY SCHOOL , UPALLAGAUN	12	0	0.00


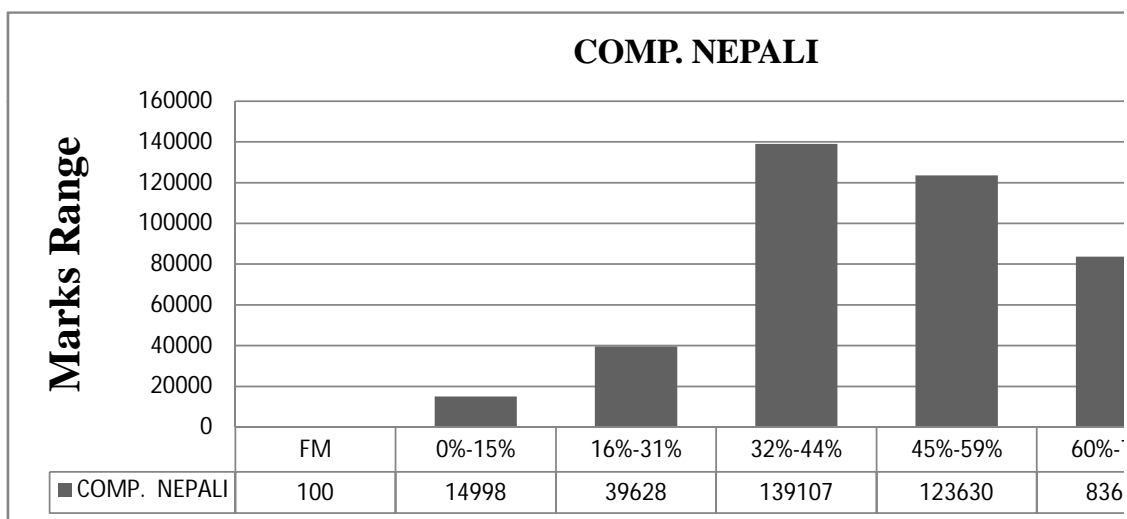



**LIST OF SCHOOLS WITH PASS RATE BELOW 5%**

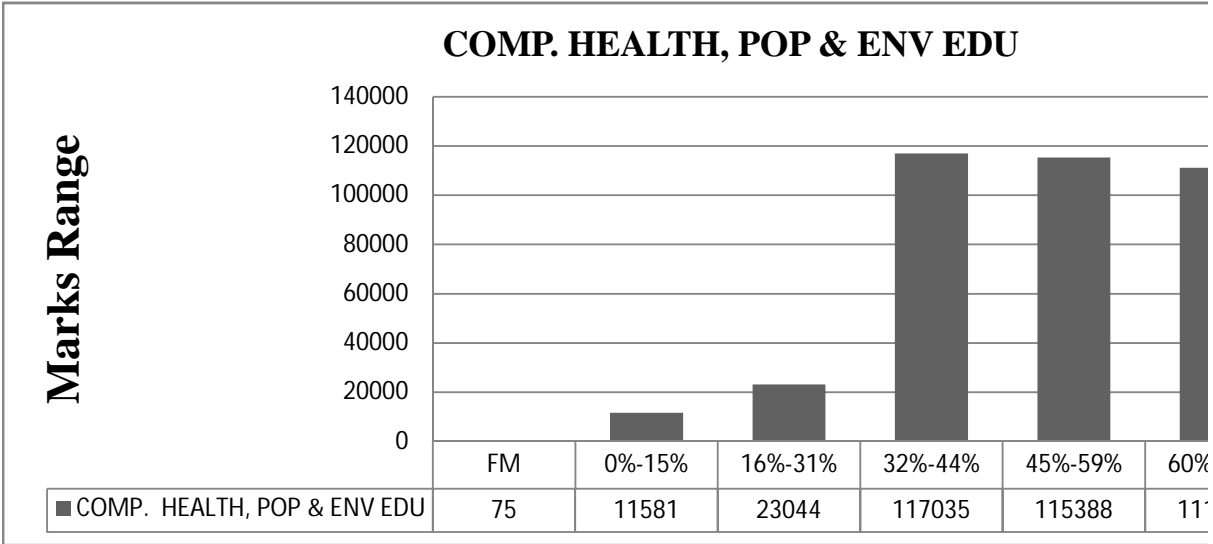
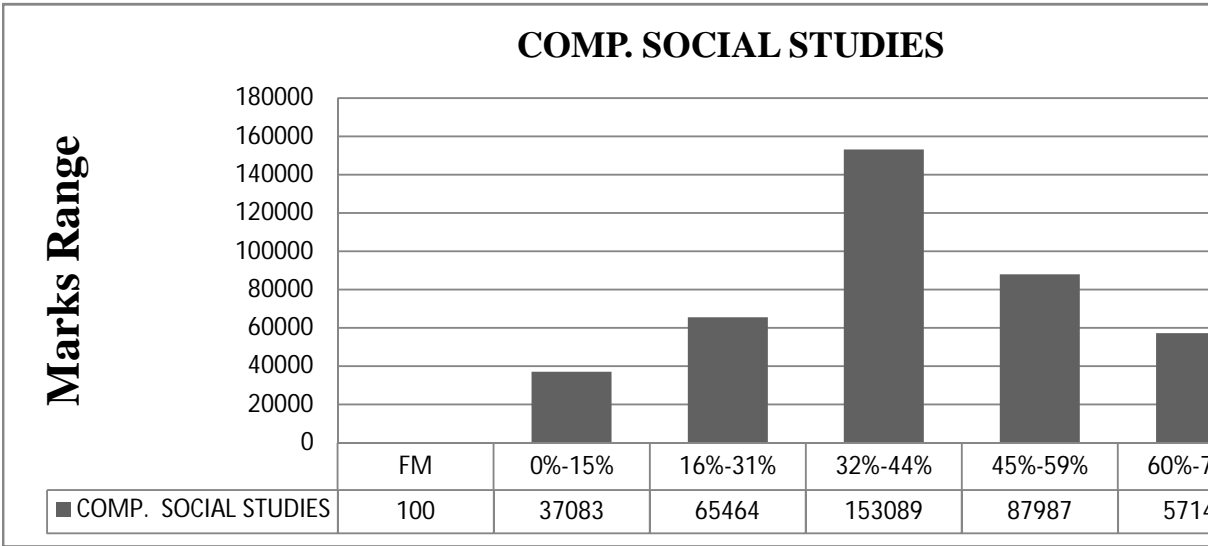
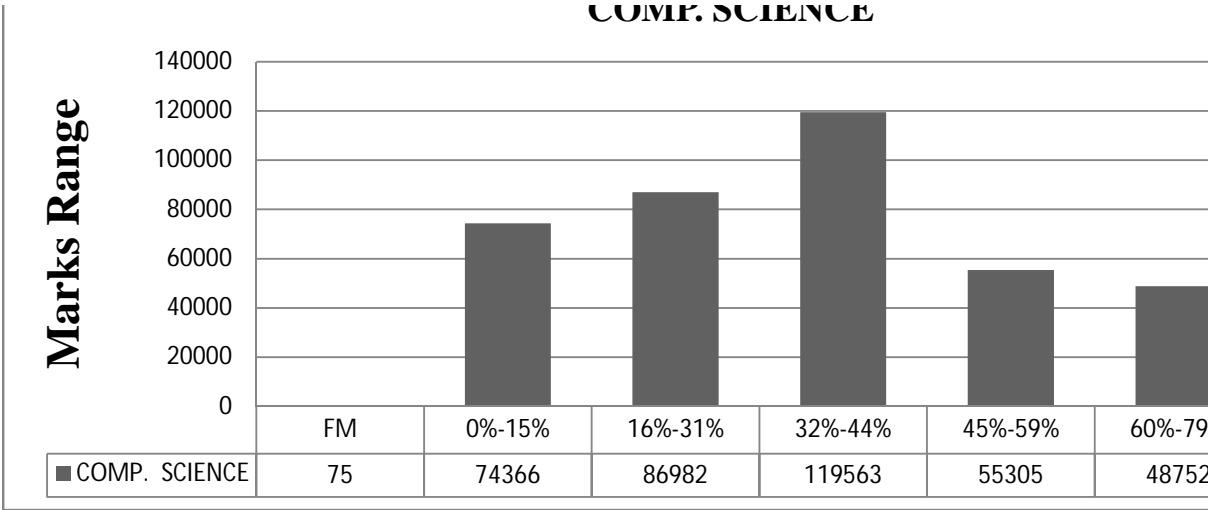
	SCHOOL	APPEARED	PASSED	PASS %
72057	KEDAR AKHADA MA VI KEDAR AKHADA-5 CHALIS	22	1	4.55
72061	BHARTOLI SECONDARY SCHOOL, BAGLEKH-4	10	0	0.00
73098	RASHTRIYA MA VI KHAILAD KAILALI	122	2	1.64
73184	TRIBHUWAN RASTRIYA MA VI, MAURANIYA	38	0	0.00
73201	SHREE RASTRIYA SECONDARY SCHOOL, LOKHARI	72	1	1.39
74008	HUNAINATH MA VI KUNI	44	2	4.55
74009	MALIKARJUN MA VI DHAP	6	0	0.00
74017	HUSKAR MA VI KATAI	41	1	2.44
74018	RASTRIYA MA VI DATTU	42	2	4.76
74031	DHARIPATA MA VI DHARI	14	0	0.00
74038	SHREE ALKAPURI SECONDARY SCHOOL KOT KAUTOLI	9	0	0.00
74042	SHREE DURGESHOWARY SECONDARY SCHOOL GHOLJAR MARMA	29	1	3.45
74043	SHREE NEELPATALESHWOR SECONDARY SCHOOL , BHARTOLA	34	0	0.00
74045	MAHADEV SECONDARY SCHOOL, GHUSHA	22	0	0.00
74050	SHREE MAHENDRA NAMUNA UCHHA MA.VI. (OPEN SCHOOL) KHALANGA	8	0	0.00
74057	HIMALAYA SECONDARY SCHOOL DHUKOT DARCHULA	17	0	0.00
75013	KEDARESHWAR UCHHA MA VI DURGASTHAN	110	4	3.64
75018	UDAYDEV MA VI KIMTOLI	63	3	4.76
75021	SHIGAS UCHHA MA VI GAURISHANKER POKHARI	42	2	4.76
75040	SIDDHESHWOR MA VI MELCHAURA	65	2	3.08
75073	SHREE HIRAPUR SECONDARY SCHOOL BASHADIBHUWAN	53	1	1.89
75074	SHREE BALKRISHNA SECONDARY SCHOOL NWAGHAR SHIVALING	23	0	0.00
75076	SHREE KEDAR SECONDARY SCHOOL KATHMADA	43	2	4.65
75077	SHREE MAHADEV SECONDARY SCHOOL THALAKANDA	10	0	0.00
75087	NWALI SECONDARY SCHOOL, DOLI	31	1	3.23
75102	KAMALPUR SECONDARY SCHOOL KOTIGAUN	15	0	0.00
75104	BHARTPUR SECONDARY SCHOOL SHIRMATH 7 GAUNKOT	27	0	0.00
75117	BHUMIRAJ SECONDARY SCHOOL THALAKADA	15	0	0.00
76023	NAVDURGA MA VI CHILPHI	19	0	0.00
76031	GHANAGHASYA MA VI KHATEDA	23	1	4.35
76047	MAHENDRA UCHHA MA.VI. KHALANGA (OPEN LEARNING)	24	0	0.00
76052	KAILPAL SECONDARY SCHOOL, PATRAM	15	0	0.00
76056	KAILPAL SECONDARY SCHOOL PANIUT	24	0	0.00
77001	BAIJNATH MA VI MAHENDRANAGAR	37	1	2.70
77101	MAHENDRANAGAR HIGHER SECONDARY SCHOOL (OPEN LEARNING)	41	2	4.88

### NATIONAL AVERAGE ACHIEVEMENT (SUBJECTWISE)

SBC	SUBJECT	FM	APRD	PASS	PASS%	0%-15%	16%-31%	32%-44%	45%-59%	60%-79%	80%/+	NAVG	HGST
101	COMP. ENGLISH	75	405378	286670	70.72	43749	74959	116041	54283	68327	48019	33.08	73
105	COMP. NEPALI	100	405437	350811	86.53	14998	39628	139107	123630	83617	4457	45.22	91
109	COMP. MATHEMATICS	100	405450	238134	58.73	100202	67114	93120	51588	52182	41244	37.90	100
111	COMP. SCIENCE	75	405342	243994	60.19	74366	86982	119563	55305	48752	20374	27.26	75
122	COMP. SOCIAL STUDIES	100	405450	302903	74.71	37083	65464	153089	87987	57148	4679	39.30	92
133	COMP. HEALTH, POP & ENV EDU	75	404636	370011	91.44	11581	23044	117035	115388	111133	26455	38.34	74
231	OPT.I ADDITIONAL MATHEMATICS	100	143269	118108	82.44	13194	11967	29733	26472	34711	27192	52.96	100
243	OPT.I ECONOMICS	100	217938	176795	81.12	12485	28658	82946	59578	32054	2217	41.79	96
301	OPT.II OFFICE MGMT & ACCOUNT	75	158311	147888	93.42	3277	7146	29095	33258	51638	33897	44.89	74
302	OPT.II AGRICULTURE	75	4413	3858	87.42	212	343	1693	1369	755	41	33.27	68
306	OPT.II EDUCATION	75	133004	117367	88.24	4907	10730	52014	43079	21309	965	33.28	72
334	OPT.II COMPUTER SCIENCE	50	49414	47531	96.19	562	1321	5387	5849	13611	22684	35.42	50

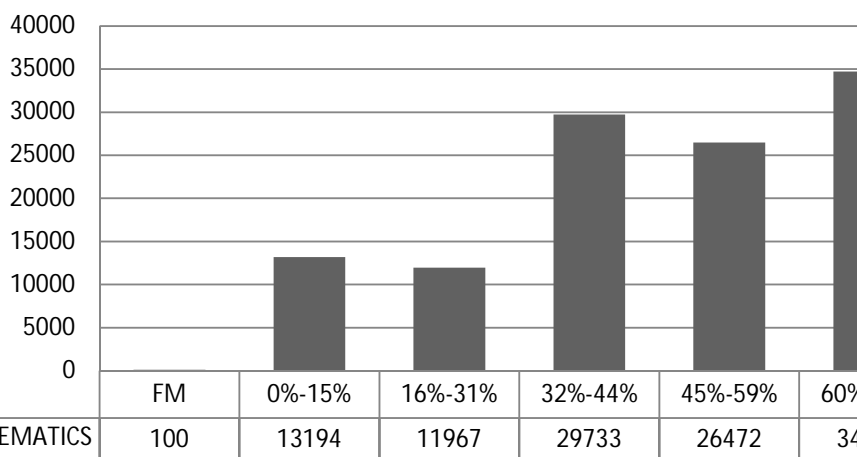


### COMP. SCIENCE



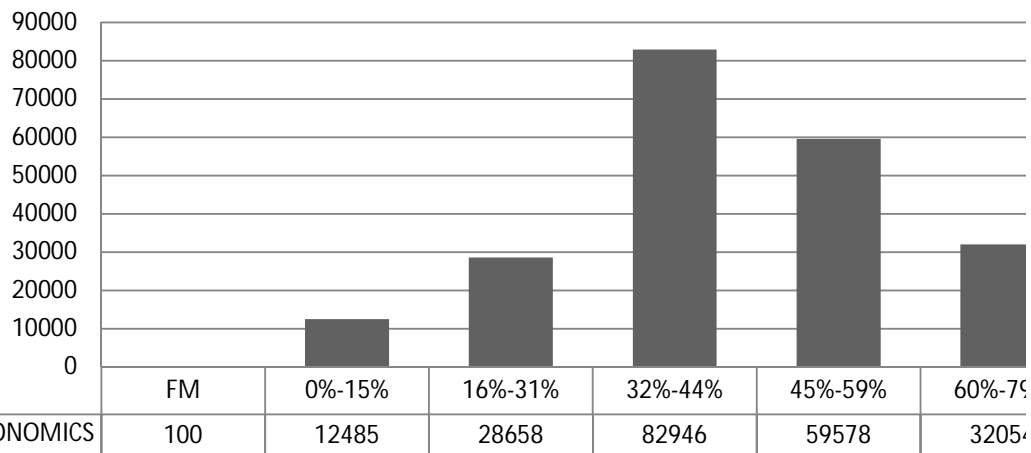
**OPT. I ADDITIONAL MATHEMATICS**

## Marks Range



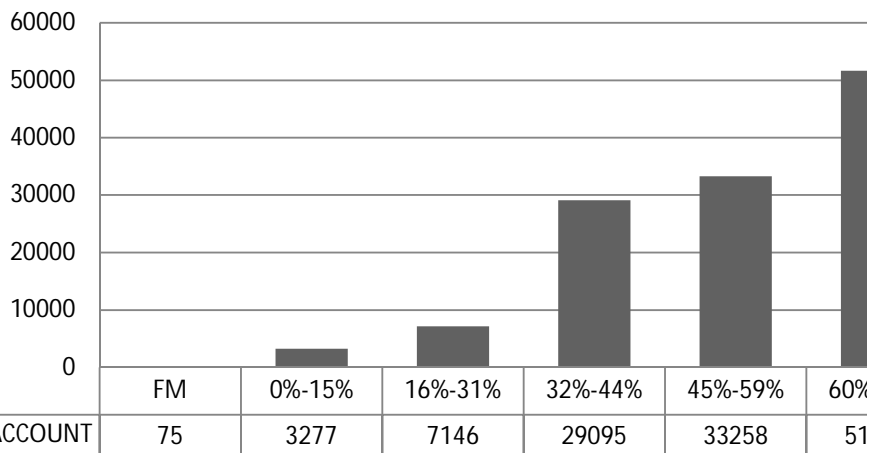
## Marks Range

### OPT.I ECONOMICS



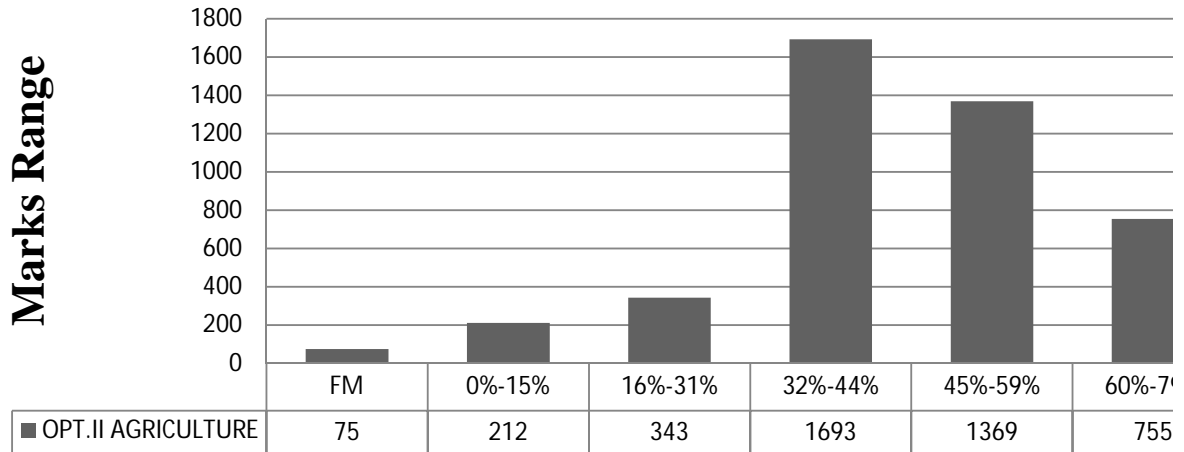
## Marks Range

### OPT.II OFFICE MGMT & ACCOUNT



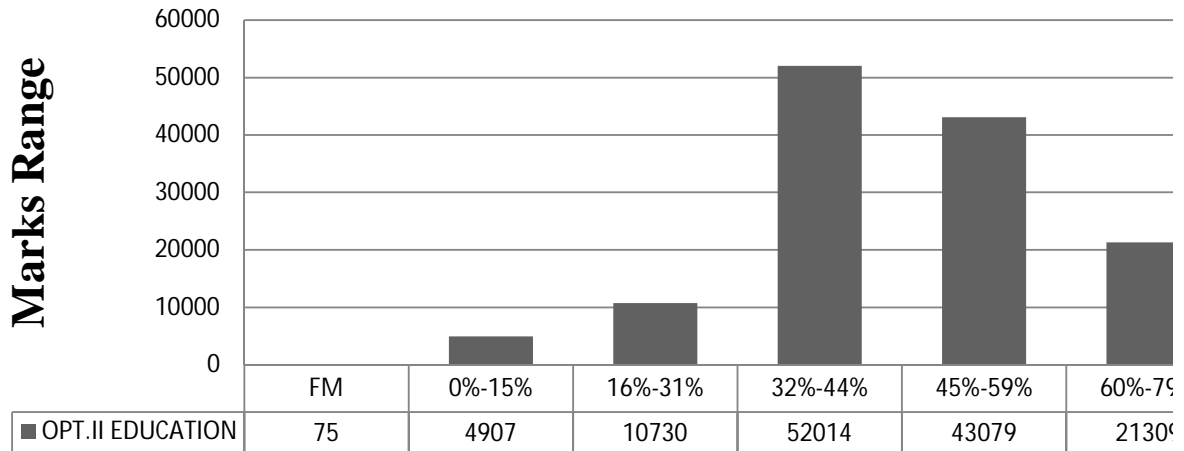
Marks Range

### OPT.II AGRICULTURE



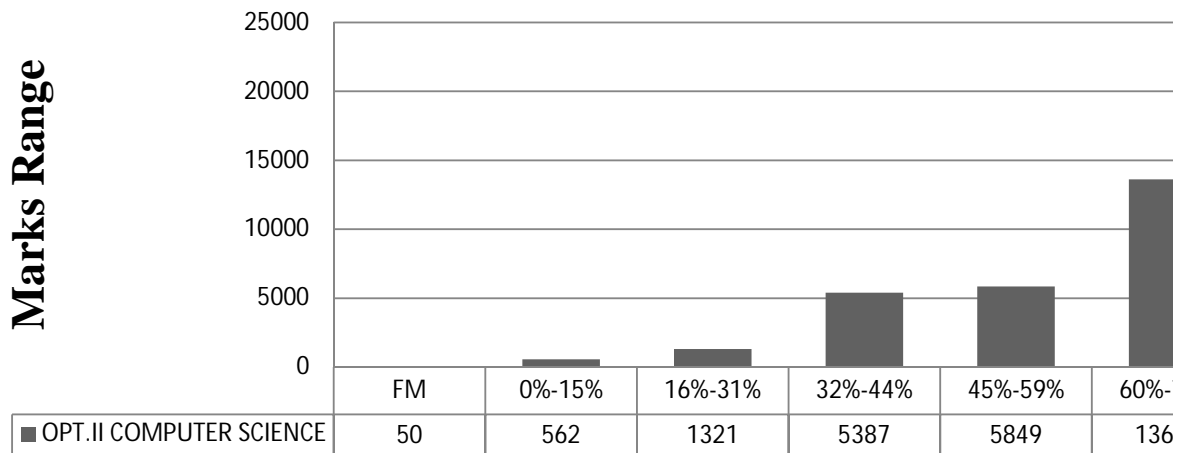
Marks Range

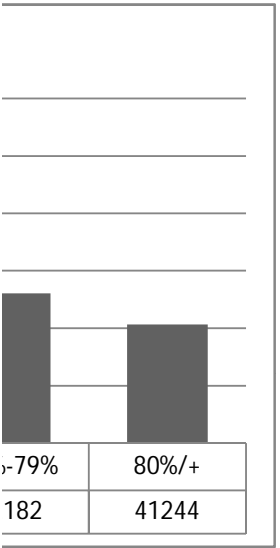

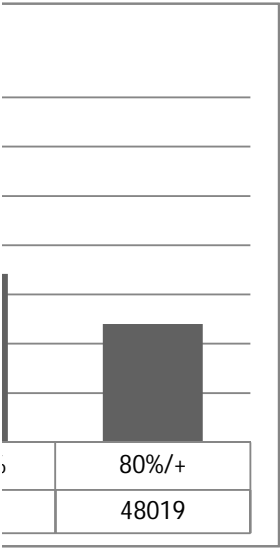
### OPT.II EDUCATION

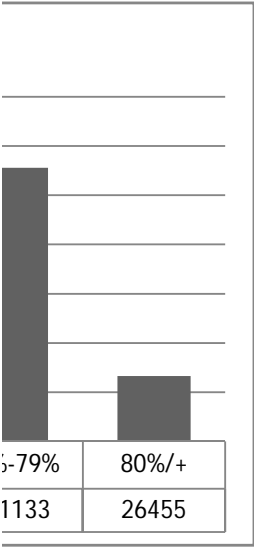

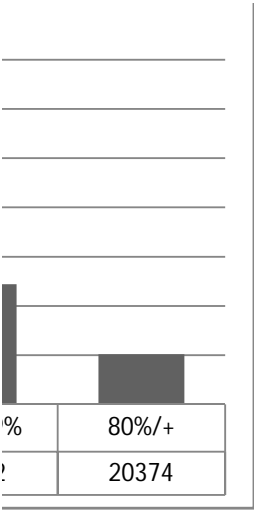


Marks Range

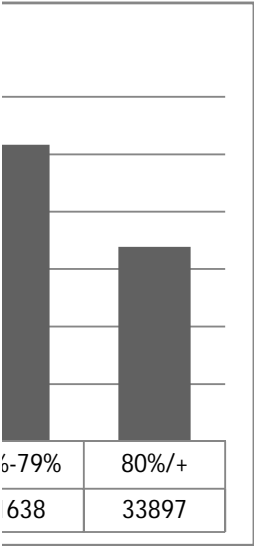

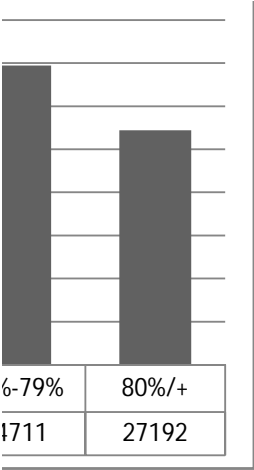
### OPT.II COMPUTER SCIENCE

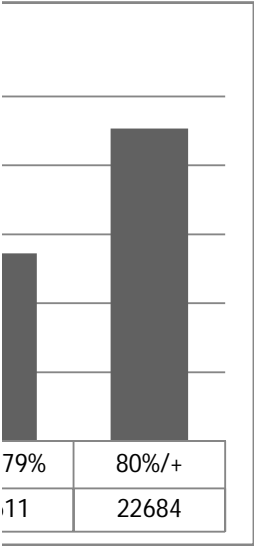





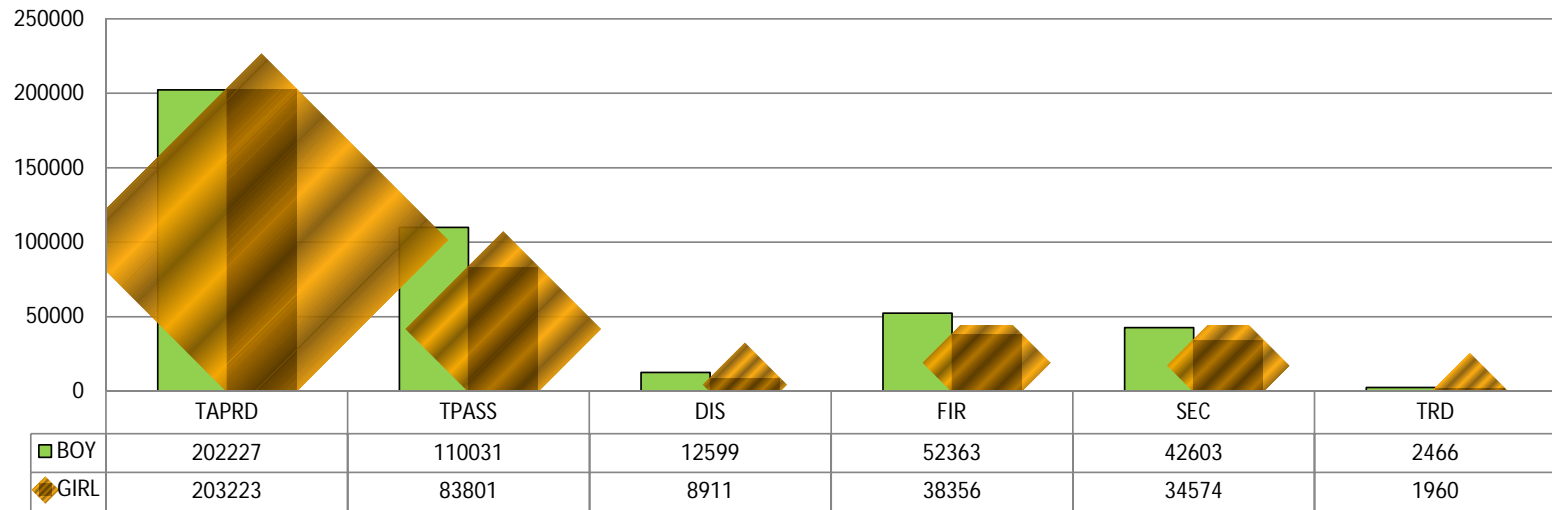




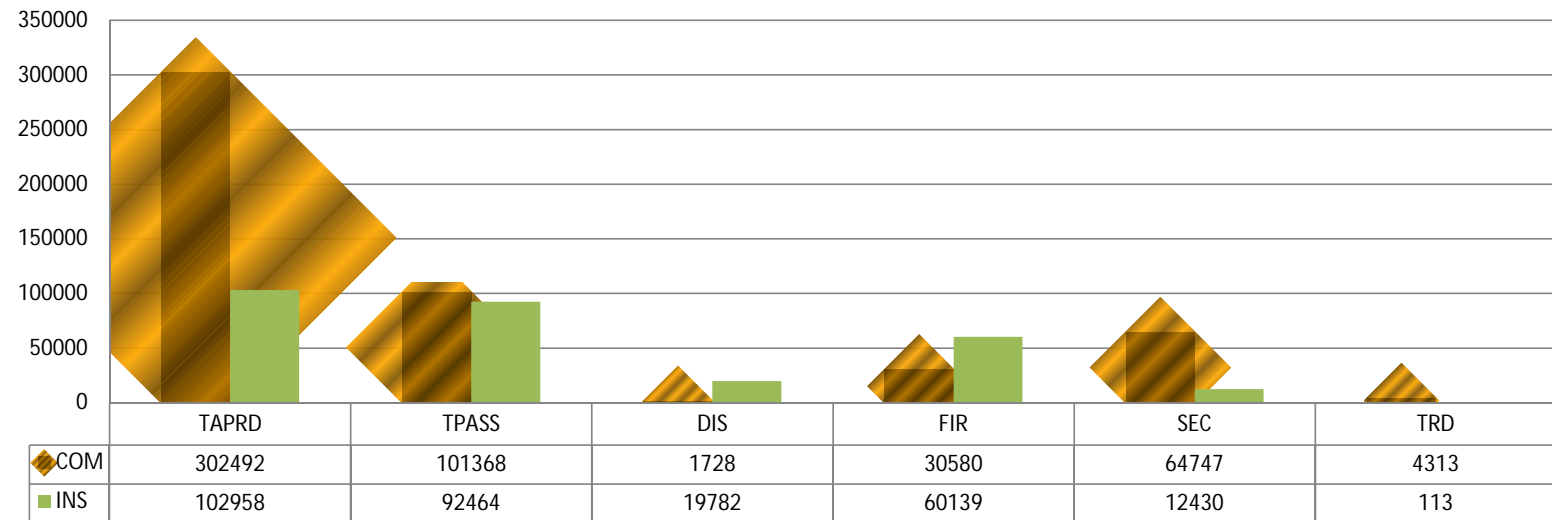




### Performance on the basis of gender



### Performance on the basis of school type



**DISTRICTWISE TREND OF STUDENT FLOW FROM REGISTRATION TO SLC RESULTS (ALL TYPES OF SCHOOLS)**

**EASTERN REGION**

DC	DISTRICT	REGISTERED			INELIGIBLE			APPLICANT			SLC APPEAR			SLC DROPOUT			SLC APPEAR %			PASS			PASS%		
		BOY	GIRL	TOT	BOY	GIRL	TOT	BOY	GIRL	TOT	BOY	GIRL	TOT	BOY	GIRL	TOT	BOY	GIRL	TOT	BOY	GIRL	TOT	BOY	GIRL	TOT
01	TAPLEJUNG	1143	1495	2638	142	186	328	930	1208	2138	912	1185	2097	18	23	41	98.06	98.10	98.08	178	201	379	19.52	16.96	18.07
02	PANCHTHAR	1919	2396	4315	197	244	441	1494	1859	3353	1488	1841	3329	6	18	24	99.60	99.03	99.28	259	211	470	17.41	11.46	14.12
03	ILAM	2112	2700	4812	156	219	375	1767	2209	3976	1753	2183	3936	14	26	40	99.21	98.82	98.99	536	418	954	30.58	19.15	24.24
04	JHAPA	7169	8053	15222	483	658	1141	5853	6383	12236	5810	6343	12153	43	40	83	99.27	99.37	99.32	3416	2918	6334	58.80	46.00	52.12
05	SANKHUWASABHA	1253	1384	2637	72	93	165	977	1014	1991	967	1008	1975	10	6	16	98.98	99.41	99.20	295	226	521	30.51	22.42	26.38
06	TEHRATHUM	1015	1164	2179	50	64	114	926	1085	2011	918	1076	1994	8	9	17	99.14	99.17	99.15	183	208	391	19.93	19.33	19.61
07	DHANKUTA	1443	1837	3280	127	136	263	1180	1563	2743	1173	1551	2724	7	12	19	99.41	99.23	99.31	346	369	715	29.50	23.79	26.25
08	BHOJPUR	1522	1771	3293	72	83	155	1315	1543	2858	1302	1530	2832	13	13	26	99.01	99.16	99.09	214	137	351	16.44	8.95	12.39
09	MORANG	8473	8923	17396	476	477	953	7238	7648	14886	7146	7557	14703	92	91	183	98.73	98.81	98.77	3976	3291	7267	55.64	43.55	49.43
10	SUNSARI	5988	6476	12464	216	221	437	5182	5650	10832	5138	5593	10731	44	57	101	99.15	98.99	99.07	2808	2214	5022	54.65	39.59	46.80
11	SOLUKHUMBU	938	1047	1985	31	44	75	794	859	1653	788	853	1641	6	6	12	99.24	99.30	99.27	217	140	357	27.54	16.41	21.76
12	KHOTANG	2091	2435	4526	83	78	161	1871	2233	4104	1834	2196	4030	37	37	74	98.02	98.34	98.20	294	202	496	16.03	9.20	12.31
13	OKHALDHUNGA	1414	1675	3089	72	71	143	1234	1503	2737	1214	1482	2696	20	21	41	98.38	98.60	98.50	395	430	825	32.54	29.01	30.60
14	UDAYAPUR	3099	3769	6868	306	409	715	2204	2512	4716	2187	2492	4679	17	20	37	99.23	99.20	99.22	891	617	1508	40.74	24.76	32.23
15	SAPTARI	4824	4362	9186	260	226	486	4236	3767	8003	4170	3718	7888	66	49	115	98.44	98.70	98.56	912	435	1347	21.87	11.70	17.08
16	SIRAHA	5049	4094	9143	199	157	356	4519	3620	8139	4402	3470	7872	117	150	267	97.41	95.86	96.72	1767	729	2496	40.14	21.01	31.71
	<b>TOTAL</b>	<b>49452</b>	<b>53581</b>	<b>103033</b>	<b>2942</b>	<b>3366</b>	<b>6308</b>	<b>41720</b>	<b>44656</b>	<b>86376</b>	<b>41202</b>	<b>44078</b>	<b>85280</b>	<b>518</b>	<b>578</b>	<b>1096</b>	<b>98.76</b>	<b>98.71</b>	<b>98.73</b>	<b>16687</b>	<b>12746</b>	<b>29433</b>	<b>40.50</b>	<b>28.92</b>	<b>34.51</b>

# DISTRICTWISE TREND OF STUDENT FLOW FROM REGISTRATION TO SLC RESULTS (ALL TYPES OF SCHOOLS)

## CENTRAL REGION

DC	DISTRICT	REGISTERED			INELIGIBLE			APPLICANT			SLC APPEAR			SLC DROPOUT			SLC APPEAR %			PASS			PASS%		
		BOY	GIRL	TOT	BOY	GIRL	TOT	BOY	GIRL	TOT	BOY	GIRL	TOT	BOY	GIRL	TOT	BOY	GIRL	TOT	BOY	GIRL	TOT	BOY	GIRL	TOT
17	DOLAKHA	1874	2062	3936	57	61	118	1683	1762	3445	1658	1745	3403	25	17	42	98.51	99.04	98.78	873	689	1562	52.65	39.48	45.90
18	RAMECHHAP	2255	2781	5036	81	97	178	1942	2365	4307	1914	2338	4252	28	27	55	98.56	98.86	98.72	521	338	859	27.22	14.46	20.20
19	SINDHULI	2862	2897	5759	106	85	191	2649	2731	5380	2597	2683	5280	52	48	100	98.04	98.24	98.14	971	808	1779	37.39	30.12	33.69
20	DHANUSHA	5589	4246	9835	150	167	317	5131	3637	8768	5016	3489	8505	115	148	263	97.76	95.93	97.00	1894	866	2760	37.76	24.82	32.45
21	MAHOTTARI	4151	3309	7460	29	19	48	4001	3133	7134	3891	2995	6886	110	138	248	97.25	95.60	96.52	1014	480	1494	26.06	16.03	21.70
22	SARLAHI	4093	3615	7708	143	132	275	3650	3203	6853	3598	3157	6755	52	46	98	98.58	98.56	98.57	1562	865	2427	43.41	27.40	35.93
23	SINDHUPALCHOK	2737	2479	5216	60	53	113	2522	2313	4835	2480	2251	4731	42	62	104	98.33	97.32	97.85	813	939	1752	32.78	41.71	37.03
24	RASUWA	474	419	893	16	13	29	392	370	762	380	364	744	12	6	18	96.94	98.38	97.64	127	70	197	33.42	19.23	26.48
25	NUWAKOT	2406	2887	5293	60	79	139	2106	2532	4638	2101	2518	4619	5	14	19	99.76	99.45	99.59	1150	964	2114	54.74	38.28	45.77
26	DHADING	2972	3516	6488	53	92	145	2602	2943	5545	2592	2922	5514	10	21	31	99.62	99.29	99.44	1716	1504	3220	66.20	51.47	58.40
27	KAVREPALANCHOK	4207	4714	8921	96	117	213	3799	4207	8006	3788	4192	7980	11	15	26	99.71	99.64	99.68	2405	2157	4562	63.49	51.46	57.17
28	BHAKTAPUR	2991	2790	5781	51	37	88	2813	2642	5455	2789	2622	5411	24	20	44	99.15	99.24	99.19	2453	2146	4599	87.95	81.85	84.99
29	KATHMANDU	15690	14408	30098	229	196	425	15885	14574	30459	15626	14393	30019	259	181	440	98.37	98.76	98.56	13585	11985	25570	86.94	83.27	85.18
30	KATHMANDU	303	238	541	2	8	10	279	207	486	278	206	484	1	1	2	99.64	99.52	99.59	260	171	431	93.53	83.01	89.05
32	LALITPUR	4944	4672	9616	81	76	157	4613	4332	8945	4581	4312	8893	32	20	52	99.31	99.54	99.42	3985	3485	7470	86.99	80.82	84.00
33	MAKWANPUR	2474	2727	5201	102	149	251	2162	2292	4454	2154	2285	4439	8	7	15	99.63	99.69	99.66	1495	1250	2745	69.41	54.70	61.84
34	CHITWAN	5825	6177	12002	102	133	235	4914	5054	9968	4907	5040	9947	7	14	21	99.86	99.72	99.79	3553	2902	6455	72.41	57.58	64.89
35	RAUTAHAT	4101	3077	7178	100	75	175	3800	2854	6654	3628	2705	6333	172	149	321	95.47	94.78	95.18	923	418	1341	25.44	15.45	21.17
36	BARA	68	50	118	169	136	305	3638	3015	6653	3566	2935	6501	72	80	152	98.02	97.35	97.72	1368	706	2074	38.36	24.05	31.90
37	PARSA	3570	2674	6244	159	130	289	3044	2254	5298	3009	2235	5244	35	19	54	98.85	99.16	98.98	1379	639	2018	45.83	28.59	38.48
	<b>TOTAL</b>	<b>73586</b>	<b>69738</b>	<b>143324</b>	<b>1846</b>	<b>1855</b>	<b>3701</b>	<b>71625</b>	<b>66420</b>	<b>138045</b>	<b>70553</b>	<b>65387</b>	<b>135940</b>	<b>1072</b>	<b>1033</b>	<b>2105</b>	<b>98.50</b>	<b>98.44</b>	<b>98.48</b>	<b>42047</b>	<b>33382</b>	<b>75429</b>	<b>59.60</b>	<b>51.05</b>	<b>55.49</b>

# DISTRICTWISE TREND OF STUDENT FLOW FROM REGISTRATION TO SLC RESULTS (ALL TYPES OF SCHOOLS)

## WESTERN REGION

DC	DISTRICT	REGISTERED			INELIGIBLE			APPLICANT			SLC APPEAR			SLC DROPOUT			SLC APPEAR %			PASS			PASS%		
		BOY	GIRL	TOT	BOY	GIRL	TOT	BOY	GIRL	TOT	BOY	GIRL	TOT	BOY	GIRL	TOT	BOY	GIRL	TOT	BOY	GIRL	TOT	BOY	GIRL	TOT
38	GORKHA	2895	3025	5920	33	45	78	2316	2333	4649	2305	2331	4636	11	2	13	99.53	99.91	99.72	1489	1234	2723	64.60	52.94	58.74
39	MANANG	23	27	50	16	5	21	27	34	61	27	33	60	0	1	1	100.00	97.06	98.36	12	13	25	44.44	39.39	41.67
40	LAMJUNG	1904	1929	3833	36	31	67	1574	1565	3139	1570	1564	3134	4	1	5	99.75	99.94	99.84	974	728	1702	62.04	46.55	54.31
41	KASKI	5271	5116	10387	76	125	201	4725	4561	9286	4702	4528	9230	23	33	56	99.51	99.28	99.40	3588	2812	6400	76.31	62.10	69.34
42	TANAHUN	3220	3399	6619	88	119	207	2684	2797	5481	2675	2788	5463	9	9	18	99.66	99.68	99.67	1560	1223	2783	58.32	43.87	50.94
43	SYANGJA	3337	3471	6808	66	131	197	3050	3147	6197	3046	3137	6183	4	10	14	99.87	99.68	99.77	1391	1026	2417	45.67	32.71	39.09
44	NAWALPARASI	5649	5942	11591	298	340	638	4912	4973	9885	4873	4937	9810	39	36	75	99.21	99.28	99.24	3004	2237	5241	61.65	45.31	53.43
45	PALPA	2428	2542	4970	103	119	222	2098	2195	4293	2096	2181	4277	2	14	16	99.90	99.36	99.63	1136	817	1953	54.20	37.46	45.66
46	GULMI	2592	2917	5509	56	79	135	2250	2367	4617	2241	2344	4585	9	23	32	99.60	99.03	99.31	1220	828	2048	54.44	35.32	44.67
47	ARGHAKHANCHI	1645	1902	3547	48	124	172	1472	1581	3053	1469	1578	3047	3	3	6	99.80	99.81	99.80	621	385	1006	42.27	24.40	33.02
48	RUPANDEHI	7304	6770	14074	377	292	669	6320	5771	12091	6290	5753	12043	30	18	48	99.53	99.69	99.60	3930	3004	6934	62.48	52.22	57.58
49	KAPILVASTU	3213	2937	6150	234	199	433	2715	2520	5235	2678	2495	5173	37	25	62	98.64	99.01	98.82	817	477	1294	30.51	19.12	25.01
50	MUSTANG	63	52	115	1	3	4	68	46	114	68	45	113	0	1	1	100.00	97.83	99.12	52	30	82	76.47	66.67	72.57
51	MYAGDI	1140	1196	2336	27	41	68	1001	1031	2032	1000	1030	2030	1	1	2	99.90	99.90	99.90	741	730	1471	74.10	70.87	72.46
52	BAGLUNG	2641	2991	5632	41	62	103	2403	2657	5060	2368	2610	4978	35	47	82	98.54	98.23	98.38	912	713	1625	38.51	27.32	32.64
53	PARBAT	1625	1698	3323	23	37	60	1544	1574	3118	1539	1565	3104	5	9	14	99.68	99.43	99.55	747	560	1307	48.54	35.78	42.11
	<b>TOTAL</b>	<b>44950</b>	<b>45914</b>	<b>90864</b>	<b>1523</b>	<b>1752</b>	<b>3275</b>	<b>39159</b>	<b>39152</b>	<b>78311</b>	<b>38947</b>	<b>38919</b>	<b>77866</b>	<b>212</b>	<b>233</b>	<b>445</b>	<b>99.46</b>	<b>99.40</b>	<b>99.43</b>	<b>1004</b>	<b>986</b>	<b>1990</b>	<b>2.58</b>	<b>2.53</b>	<b>2.56</b>

**DISTRICTWISE TREND OF STUDENT FLOW FROM REGISTRATION TO SLC RESULTS (ALL TYPES OF SCHOOLS)**

**MID-WESTERN REGION**

DC	DISTRICT	REGISTERED			INELIGIBLE			APPLICANT			SLC APPEAR			SLC DROPOUT			SLC APPEAR %			PASS			PASS%		
		BOY	GIRL	TOT	BOY	GIRL	TOT	BOY	GIRL	TOT	BOY	GIRL	TOT	BOY	GIRL	TOT	BOY	GIRL	TOT	BOY	GIRL	TOT	BOY	GIRL	TOT
54	RUKUM	2246	2236	4482	94	80	174	2049	2044	4093	2001	2004	4005	48	40	88	97.66	98.04	97.85	1133	929	2062	56.62	46.36	51.49
55	ROLPA	1395	1496	2891	141	115	256	1026	1120	2146	1015	1104	2119	11	16	27	98.93	98.57	98.74	310	231	541	30.54	20.92	25.53
56	SALYAN	2143	2425	4568	113	126	239	1796	2006	3802	1748	1949	3697	48	57	105	97.33	97.16	97.24	478	335	813	27.35	17.19	21.99
57	PYUTHAN	1458	1575	3033	78	79	157	1162	1173	2335	1160	1169	2329	2	4	6	99.83	99.66	99.74	504	288	792	43.45	24.64	34.01
58	DANG	4866	5666	10532	305	276	581	4300	5093	9393	4275	5064	9339	25	29	54	99.42	99.43	99.43	2357	1983	4340	55.13	39.16	46.47
59	HUMLA	433	230	663	2	1	3	427	226	653	418	220	638	9	6	15	97.89	97.35	97.70	138	58	196	33.01	26.36	30.72
60	MUGU	606	384	990	5	4	9	603	392	995	569	374	943	34	18	52	94.36	95.41	94.77	242	146	388	42.53	39.04	41.15
61	DOLPA	344	197	541	9	4	13	326	191	517	311	187	498	15	4	19	95.40	97.91	96.32	89	45	134	28.62	24.06	26.91
62	KALIKOT	1639	1123	2762	42	18	60	1598	1096	2694	1524	1055	2579	74	41	115	95.37	96.26	95.73	714	395	1109	46.85	37.44	43.00
63	JUMLA	1087	772	1859	4	3	7	1069	769	1838	1034	731	1765	35	38	73	96.73	95.06	96.03	545	350	895	52.71	47.88	50.71
64	JAJARKOT	1897	1775	3672	45	36	81	1825	1709	3534	1714	1624	3338	111	85	196	93.92	95.03	94.45	655	579	1234	38.21	35.65	36.97
65	DAILEKH	2821	2846	5667	194	155	349	2428	2457	4885	2350	2388	4738	78	69	147	96.79	97.19	96.99	596	380	976	25.36	15.91	20.60
66	SURKHET	3217	3166	6383	169	153	322	2783	2723	5506	2741	2693	5434	42	30	72	98.49	98.90	98.69	1431	1009	2440	52.21	37.47	44.90
67	BANKE	3521	3265	6786	176	113	289	2952	2849	5801	2876	2789	5665	76	60	136	97.43	97.89	97.66	1364	931	2295	47.43	33.38	40.51
68	BARDIA	4294	4988	9282	210	172	382	3186	3745	6931	3144	3701	6845	42	44	86	98.68	98.83	98.76	1224	847	2071	38.93	22.89	30.26
	<b>TOTAL</b>	<b>31967</b>	<b>32144</b>	<b>64111</b>	<b>1587</b>	<b>1335</b>	<b>2922</b>	<b>27530</b>	<b>27593</b>	<b>55123</b>	<b>26880</b>	<b>27052</b>	<b>53932</b>	<b>650</b>	<b>541</b>	<b>1191</b>	<b>97.64</b>	<b>98.04</b>	<b>97.84</b>	<b>11780</b>	<b>8506</b>	<b>20286</b>	<b>43.82</b>	<b>31.44</b>	<b>37.61</b>

**DISTRICTWISE TREND OF STUDENT FLOW FROM REGISTRATION TO SLC RESULTS (ALL TYPES OF SCHOOLS)**  
**FAR-WESTERN REGION**

DC	DISTRICT	REGISTERED			INELIGIBLE			APPLICANT			SLC APPEAR			SLC DROPOUT			SLC APPEAR %			PASS			PASS%		
		BOY	GIRL	TOT	BOY	GIRL	TOT	BOY	GIRL	TOT	BOY	GIRL	TOT	BOY	GIRL	TOT	BOY	GIRL	TOT	BOY	GIRL	TOT	BOY	GIRL	TOT
69	BAJURA	1530	1014	2544	40	28	68	1362	919	2281	1323	893	2216	39	26	65	97.14	97.17	97.15	330	161	491	24.94	18.03	22.16
70	BAJHANG	2001	1228	3229	69	38	107	1939	1204	3143	1896	1176	3072	43	28	71	97.78	97.67	97.74	689	327	1016	36.34	27.81	33.07
71	ACHHAM	2632	2004	4636	170	73	243	2513	1901	4414	2430	1841	4271	83	60	143	96.70	96.84	96.76	360	125	485	14.81	6.79	11.36
72	DOTI	1483	1128	2611	65	52	117	1277	882	2159	1261	869	2130	16	13	29	98.75	98.53	98.66	309	82	391	24.50	9.44	18.36
73	KAILALI	7933	7758	15691	413	290	703	6898	6846	13744	6794	6762	13556	104	84	188	98.49	98.77	98.63	2670	1603	4273	39.30	23.71	31.52
74	DARCHULA	1374	1149	2523	80	46	126	1231	1051	2282	1218	1043	2261	13	8	21	98.94	99.24	99.08	403	242	645	33.09	23.20	28.53
75	BAITADI	2582	2415	4997	76	50	126	2427	2283	4710	2393	2248	4641	34	35	69	98.60	98.47	98.54	738	404	1142	30.84	17.97	24.61
76	DANDEL DHURA	1442	1487	2929	52	46	98	1263	1209	2472	1253	1200	2453	10	9	19	99.21	99.26	99.23	369	133	502	29.45	11.08	20.46
77	KANCHANPUR	4479	4386	8865	129	99	228	3790	3680	7470	3752	3643	7395	38	37	75	99.00	98.99	99.00	1200	747	1947	31.98	20.51	26.33
	<b>TOTAL</b>	<b>25456</b>	<b>22569</b>	<b>48025</b>	<b>1094</b>	<b>722</b>	<b>1816</b>	<b>22700</b>	<b>19975</b>	<b>42675</b>	<b>22320</b>	<b>19675</b>	<b>41995</b>	<b>380</b>	<b>300</b>	<b>680</b>	<b>98.33</b>	<b>98.50</b>	<b>98.41</b>	<b>7068</b>	<b>3824</b>	<b>10892</b>	<b>31.67</b>	<b>19.44</b>	<b>25.94</b>



# DISTRICT WISE TREND OF STUDENT FLOW FROM REGISTRATION TO SLC RESULT (COMMUNITY SCHOOL)

## EASTERN REGION

DC	DISTRICT	REGISTER			TEST FAIL			APPLICANT			SLC APPEAR			SLC DROPOUT			SLC APPEAR %			PASS			PASS%		
		BOY	GIRL	TOT	BOY	GIRL	TOT	BOY	GIRL	TOT	BOY	GIRL	TOT	BOY	GIRL	TOT	BOY	GIRL	TOT	BOY	GIRL	TOT	BOY	GIRL	TOT
01	TAPLEJUNG	1065	1421	2486	141	183	324	851	1127	1978	833	1104	1937	18	23	41	97.88	97.96	97.93	110	127	237	13.21	11.50	12.24
02	PANCHTHAR	1757	2284	4041	196	242	438	1337	1752	3089	1331	1734	3065	6	18	24	99.55	98.97	99.22	162	144	306	12.17	8.30	9.98
03	ILAM	1660	2290	3950	143	202	345	1345	1824	3169	1334	1800	3134	11	24	35	99.18	98.68	98.90	248	197	445	18.59	10.94	14.20
04	JHAPA	4440	5661	10101	413	598	1011	3371	4170	7541	3337	4132	7469	34	38	72	98.99	99.09	99.05	1202	1014	2216	36.02	24.54	29.67
05	SANKHUWASABHA	1216	1349	2565	69	93	162	948	984	1932	938	978	1916	10	6	16	98.95	99.39	99.17	266	196	462	28.36	20.04	24.11
06	TEHRATHUM	984	1136	2120	50	63	113	894	1057	1951	886	1048	1934	8	9	17	99.11	99.15	99.13	167	195	362	18.85	18.61	18.72
07	DHANKUTA	1321	1730	3051	126	136	262	1060	1455	2515	1054	1443	2497	6	12	18	99.43	99.18	99.28	241	270	511	22.87	18.71	20.46
08	BHOJPUR	1468	1744	3212	72	83	155	1267	1520	2787	1254	1508	2762	13	12	25	98.97	99.21	99.10	176	120	296	14.04	7.96	10.72
09	MORANG	5268	6555	11823	420	443	863	4268	5401	9669	4181	5316	9497	87	85	172	97.96	98.43	98.22	1194	1217	2411	28.56	22.89	25.39
10	SUNSARI	3556	4623	8179	176	195	371	2949	3907	6856	2913	3859	6772	36	48	84	98.78	98.77	98.77	833	741	1574	28.60	19.20	23.24
11	SOLUKHUMBU	910	1027	1937	31	44	75	768	840	1608	762	834	1596	6	6	12	99.22	99.29	99.25	201	127	328	26.38	15.23	20.55
12	KHOTANG	2032	2410	4442	83	78	161	1814	2208	4022	1777	2172	3949	37	36	73	97.96	98.37	98.18	238	178	416	13.39	8.20	10.53
13	OKHALDHUNGA	1387	1655	3042	72	71	143	1208	1485	2693	1188	1464	2652	20	21	41	98.34	98.59	98.48	369	412	781	31.06	28.14	29.45
14	UDAYAPUR	2710	3498	6208	299	403	702	1834	2252	4086	1817	2233	4050	17	19	36	99.07	99.16	99.12	537	367	904	29.55	16.44	22.32
15	SAPTARI	4213	4052	8265	257	225	482	3634	3458	7092	3570	3411	6981	64	47	111	98.24	98.64	98.43	471	202	673	13.19	5.92	9.64
16	SIRAHA	4022	3630	7652	189	154	343	3517	3169	6686	3415	3025	6440	102	144	246	97.10	95.46	96.32	979	411	1390	28.67	13.59	21.58
	<b>TOTAL</b>	<b>38009</b>	<b>45065</b>	<b>83074</b>	<b>2737</b>	<b>3213</b>	<b>5950</b>	<b>31065</b>	<b>36609</b>	<b>67674</b>	<b>30590</b>	<b>36061</b>	<b>66651</b>	<b>475</b>	<b>548</b>	<b>1023</b>	<b>98.47</b>	<b>98.50</b>	<b>98.49</b>	<b>7394</b>	<b>5918</b>	<b>13312</b>	<b>24.17</b>	<b>16.41</b>	<b>19.97</b>

**DISTRICT WISE TREND OF STUDENT FLOW FROM REGISTRATION TO SLC RESULT (COMMUNITY SCHOOL)**

**CENTRAL REGION**

DC	DISTRICT	REGISTER			TEST FAIL			APPLICANT			SLC APPEAR			SLC DROPOUT			SLC APPEAR %			PASS			PASS%		
		BOY	GIRL	TOT	BOY	GIRL	TOT	BOY	GIRL	TOT	BOY	GIRL	TOT	BOY	GIRL	TOT	BOY	GIRL	TOT	BOY	GIRL	TOT	BOY	GIRL	TOT
17	DOLAKHA	1748	1984	3732	55	61	116	1558	1685	3243	1533	1668	3201	25	17	42	98.40	98.99	98.70	748	615	1363	48.79	36.87	42.58
18	RAMECHHAP	2206	2760	4966	81	96	177	1893	2345	4238	1865	2318	4183	28	27	55	98.52	98.85	98.70	473	320	793	25.36	13.81	18.96
19	SINDHULI	2620	2758	5378	105	85	190	2411	2593	5004	2359	2545	4904	52	48	100	97.84	98.15	98.00	739	673	1412	31.33	26.44	28.79
20	DHANUSHA	4143	3533	7676	142	160	302	3713	2942	6655	3624	2809	6433	89	133	222	97.60	95.48	96.66	744	320	1064	20.53	11.39	16.54
21	MAHOTTARI	3862	3138	7000	29	19	48	3715	2964	6679	3607	2829	6436	108	135	243	97.09	95.45	96.36	772	349	1121	21.40	12.34	17.42
22	SARLAHI	3243	3185	6428	142	131	273	2828	2783	5611	2777	2739	5516	51	44	95	98.20	98.42	98.31	797	475	1272	28.70	17.34	23.06
23	SINDHUPALCHOK	2682	2420	5102	59	53	112	2471	2256	4727	2429	2194	4623	42	62	104	98.30	97.25	97.80	764	883	1647	31.45	40.25	35.63
24	RASUWA	450	408	858	16	13	29	371	361	732	359	355	714	12	6	18	96.77	98.34	97.54	113	63	176	31.48	17.75	24.65
25	NUWAKOT	2162	2735	4897	57	78	135	1870	2386	4256	1865	2372	4237	5	14	19	99.73	99.41	99.55	921	823	1744	49.38	34.70	41.16
26	DHADING	2765	3397	6162	51	92	143	2401	2833	5234	2392	2813	5205	9	20	29	99.63	99.29	99.45	1525	1405	2930	63.75	49.95	56.29
27	KAVREPALANCHOK	3175	3949	7124	92	113	205	2804	3457	6261	2793	3442	6235	11	15	26	99.61	99.57	99.58	1424	1431	2855	50.98	41.57	45.79
28	BHAKTAPUR	757	1018	1775	25	23	48	678	925	1603	663	910	1573	15	15	30	97.79	98.38	98.13	454	537	991	68.48	59.01	63.00
29	KATHMANDU	4146	4784	8930	130	105	235	4448	4970	9418	4286	4853	9139	162	117	279	96.36	97.65	97.04	2932	3059	5991	68.41	63.03	65.55
30	KATHMANDU	36	44	80	0	2	2	31	33	64	31	33	64	0	0	0	100.00	100.00	100.00	31	19	50	100.00	57.58	78.13
32	LALITPUR	1236	1589	2825	36	50	86	1108	1378	2486	1095	1363	2458	13	15	28	98.83	98.91	98.87	688	753	1441	62.83	55.25	58.62
33	MAKWANPUR	1908	2322	4230	95	143	238	1649	1929	3578	1641	1922	3563	8	7	15	99.51	99.64	99.58	994	899	1893	60.57	46.77	53.13
34	CHITWAN	3272	4294	7566	71	112	183	2489	3233	5722	2483	3224	5707	6	9	15	99.76	99.72	99.74	1415	1363	2778	56.99	42.28	48.68
35	RAUTAHAT	3762	2926	6688	98	74	172	3470	2705	6175	3298	2558	5856	172	147	319	95.04	94.57	94.83	605	274	879	18.34	10.71	15.01
36	BARA	68	50	118	168	134	302	3115	2760	5875	3046	2680	5726	69	80	149	97.78	97.10	97.46	902	470	1372	29.61	17.54	23.96
37	PARSA	2524	2031	4555	129	111	240	2092	1677	3769	2066	1659	3725	26	18	44	98.76	98.93	98.83	653	257	910	31.61	15.49	24.43
	<b>TOTAL</b>	<b>46765</b>	<b>49325</b>	<b>96090</b>	<b>1581</b>	<b>1655</b>	<b>3236</b>	<b>45115</b>	<b>46215</b>	<b>91330</b>	<b>44212</b>	<b>45286</b>	<b>89498</b>	<b>903</b>	<b>929</b>	<b>1832</b>	<b>98.00</b>	<b>97.99</b>	<b>97.99</b>	<b>17694</b>	<b>14988</b>	<b>32682</b>	<b>40.02</b>	<b>33.10</b>	<b>36.52</b>

# DISTRICT WISE TREND OF STUDENT FLOW FROM REGISTRATION TO SLC RESULT (COMMUNITY SCHOOL)

## WESTERN REGION

DC	DISTRICT	REGISTER			TEST FAIL			APPLICANT			SLC APPEAR			SLC DROPOUT			SLC APPEAR %			PASS			PASS%		
		BOY	GIRL	TOT	BOY	GIRL	TOT	BOY	GIRL	TOT	BOY	GIRL	TOT	BOY	GIRL	TOT	BOY	GIRL	TOT	BOY	GIRL	TOT	BOY	GIRL	TOT
38	GORKHA	2759	2924	5683	33	45	78	2187	2239	4426	2176	2237	4413	11	2	13	99.50	99.91	99.71	1361	1142	2503	62.55	51.05	56.72
39	MANANG	23	27	50	16	5	21	27	34	61	27	33	60	0	1	1	100.00	97.06	98.36	12	13	25	44.44	39.39	41.67
40	LAMJUNG	1617	1734	3351	34	31	65	1312	1384	2696	1308	1383	2691	4	1	5	99.70	99.93	99.81	719	553	1272	54.97	39.99	47.27
41	KASKI	2455	2929	5384	48	106	154	2095	2478	4573	2074	2447	4521	21	31	52	99.00	98.75	98.86	1102	910	2012	53.13	37.19	44.50
42	TANAHUN	2453	2883	5336	74	115	189	1955	2293	4248	1947	2285	4232	8	8	16	99.59	99.65	99.62	921	794	1715	47.30	34.75	40.52
43	SYANGJA	2661	3029	5690	63	129	192	2398	2711	5109	2395	2702	5097	3	9	12	99.87	99.67	99.77	869	678	1547	36.28	25.09	30.35
44	NAWALPARASI	3920	4715	8635	252	308	560	3268	3802	7070	3237	3767	7004	31	35	66	99.05	99.08	99.07	1525	1211	2736	47.11	32.15	39.06
45	PALPA	2172	2367	4539	101	116	217	1857	2029	3886	1855	2015	3870	2	14	16	99.89	99.31	99.59	919	666	1585	49.54	33.05	40.96
46	GULMI	2340	2798	5138	54	77	131	2008	2258	4266	1999	2235	4234	9	23	32	99.55	98.98	99.25	994	733	1727	49.72	32.80	40.79
47	ARGHAKHANCHI	1533	1838	3371	47	122	169	1361	1518	2879	1358	1515	2873	3	3	6	99.78	99.80	99.79	516	326	842	38.00	21.52	29.31
48	RUPANDEHI	4282	4546	8828	315	276	591	3467	3632	7099	3439	3615	7054	28	17	45	99.19	99.53	99.37	1357	1099	2456	39.46	30.40	34.82
49	KAPILVASTU	2526	2546	5072	219	198	417	2060	2140	4200	2030	2115	4145	30	25	55	98.54	98.83	98.69	381	220	601	18.77	10.40	14.50
50	MUSTANG	52	45	97	1	3	4	57	40	97	57	39	96	0	1	1	100.00	97.50	98.97	42	25	67	73.68	64.10	69.79
51	MYAGDI	955	1078	2033	25	41	66	822	916	1738	822	915	1737	0	1	1	100.00	99.89	99.94	564	615	1179	68.61	67.21	67.88
52	BAGLUNG	2259	2714	4973	41	61	102	2037	2394	4431	2005	2349	4354	32	45	77	98.43	98.12	98.26	622	514	1136	31.02	21.88	26.09
53	PARBAT	1495	1630	3125	21	37	58	1416	1506	2922	1411	1497	2908	5	9	14	99.65	99.40	99.52	626	498	1124	44.37	33.27	38.65
	<b>TOTAL</b>	<b>33502</b>	<b>37803</b>	<b>71305</b>	<b>1344</b>	<b>1670</b>	<b>3014</b>	<b>28327</b>	<b>31374</b>	<b>59701</b>	<b>28140</b>	<b>31149</b>	<b>59289</b>	<b>187</b>	<b>225</b>	<b>412</b>	<b>99.34</b>	<b>99.28</b>	<b>99.31</b>	<b>12530</b>	<b>9997</b>	<b>22527</b>	<b>44.53</b>	<b>32.09</b>	<b>38.00</b>

# DISTRICT WISE TREND OF STUDENT FLOW FROM REGISTRATION TO SLC RESULT (COMMUNITY SCHOOL)

## MID-WESTERN REGION

DC	DISTRICT	REGISTER			TEST FAIL			APPLICANT			SLC APPEAR			SLC DROPOUT			SLC APPEAR %			PASS			PASS%		
		BOY	GIRL	TOT	BOY	GIRL	TOT	BOY	GIRL	TOT	BOY	GIRL	TOT	BOY	GIRL	TOT	BOY	GIRL	TOT	BOY	GIRL	TOT	BOY	GIRL	TOT
54	RUKUM	2207	2208	4415	94	80	174	2011	2017	4028	1964	1977	3941	47	40	87	97.66	98.02	97.84	1099	906	2005	55.96	45.83	50.88
55	ROLPA	1359	1469	2828	136	113	249	998	1096	2094	987	1080	2067	11	16	27	98.90	98.54	98.71	291	215	506	29.48	19.91	24.48
56	SALYAN	2120	2409	4529	113	126	239	1773	1992	3765	1726	1935	3661	47	57	104	97.35	97.14	97.24	457	321	778	26.48	16.59	21.25
57	PYUTHAN	1365	1537	2902	75	79	154	1085	1138	2223	1083	1134	2217	2	4	6	99.82	99.65	99.73	435	260	695	40.17	22.93	31.35
58	DANG	3336	4555	7891	271	260	531	2859	4028	6887	2837	4001	6838	22	27	49	99.23	99.33	99.29	982	1016	1998	34.61	25.39	29.22
59	HUMLA	420	223	643	2	1	3	414	219	633	405	213	618	9	6	15	97.83	97.26	97.63	134	55	189	33.09	25.82	30.58
60	MUGU	587	368	955	5	4	9	559	361	920	533	347	880	26	14	40	95.35	96.12	95.65	213	127	340	39.96	36.60	38.64
61	DOLPA	326	190	516	7	4	11	311	184	495	296	180	476	15	4	19	95.18	97.83	96.16	88	45	133	29.73	25.00	27.94
62	KALIKOT	1631	1121	2752	42	18	60	1590	1094	2684	1516	1053	2569	74	41	115	95.35	96.25	95.72	706	393	1099	46.57	37.32	42.78
63	JUMLA	1070	765	1835	4	3	7	1052	762	1814	1017	724	1741	35	38	73	96.67	95.01	95.98	528	343	871	51.92	47.38	50.03
64	JAJARKOT	1891	1764	3655	45	36	81	1819	1698	3517	1708	1614	3322	111	84	195	93.90	95.05	94.46	652	573	1225	38.17	35.50	36.88
65	DAILEKH	2773	2803	5576	194	154	348	2388	2427	4815	2312	2358	4670	76	69	145	96.82	97.16	96.99	564	356	920	24.39	15.10	19.70
66	SURKHET	2645	2784	5429	167	148	315	2219	2353	4572	2184	2325	4509	35	28	63	98.42	98.81	98.62	917	687	1604	41.99	29.55	35.57
67	BANKE	2404	2461	4865	147	101	248	1979	2108	4087	1906	2050	3956	73	58	131	96.31	97.25	96.79	534	346	880	28.02	16.88	22.24
68	BARDIA	3984	4755	8739	196	165	361	2908	3537	6445	2868	3493	6361	40	44	84	98.62	98.76	98.70	1007	701	1708	35.11	20.07	26.85
	<b>TOTAL</b>	<b>28118</b>	<b>29412</b>	<b>57530</b>	<b>1498</b>	<b>1292</b>	<b>2790</b>	<b>23965</b>	<b>25014</b>	<b>48979</b>	<b>23342</b>	<b>24484</b>	<b>47826</b>	<b>623</b>	<b>530</b>	<b>1153</b>	<b>97.40</b>	<b>97.88</b>	<b>97.65</b>	<b>8607</b>	<b>6344</b>	<b>14951</b>	<b>36.87</b>	<b>25.91</b>	<b>31.26</b>

**DISTRICT WISE TREND OF STUDENT FLOW FROM REGISTRATION TO SLC RESULT (COMMUNITY SCHOOL)**

**FAR-WESTERN REGION**

DC	DISTRICT	REGISTER			TEST FAIL			APPLICANT			SLC APPEAR			SLC DROPOUT			SLC APPEAR %			PASS			PASS%		
		BOY	GIRL	TOT	BOY	GIRL	TOT	BOY	GIRL	TOT	BOY	GIRL	TOT	BOY	GIRL	TOT	BOY	GIRL	TOT	BOY	GIRL	TOT	BOY	GIRL	TOT
69	BAJURA	1526	1012	2538	40	28	68	1358	917	2275	1319	891	2210	39	26	65	97.13	97.16	97.14	326	159	485	24.72	17.85	21.95
70	BAJHANG	1974	1214	3188	69	38	107	1907	1183	3090	1865	1157	3022	42	26	68	97.80	97.80	97.80	669	320	989	35.87	27.66	32.73
71	ACHHAM	2576	1955	4531	169	71	240	2462	1874	4336	2379	1814	4193	83	60	143	96.63	96.80	96.70	342	120	462	14.38	6.62	11.02
72	DOTI	1418	1105	2523	65	52	117	1213	859	2072	1198	846	2044	15	13	28	98.76	98.49	98.65	262	68	330	21.87	8.04	16.14
73	KAILALI	6030	6577	12607	361	253	614	5161	5775	10936	5074	5699	10773	87	76	163	98.31	98.68	98.51	1347	924	2271	26.55	16.21	21.08
74	DARCHULA	1368	1149	2517	80	46	126	1225	1051	2276	1212	1043	2255	13	8	21	98.94	99.24	99.08	399	242	641	32.92	23.20	28.43
75	BAITADI	2510	2395	4905	76	50	126	2356	2263	4619	2324	2229	4553	32	34	66	98.64	98.50	98.57	701	396	1097	30.16	17.77	24.09
76	DANDEL DHURA	1361	1467	2828	51	46	97	1188	1191	2379	1178	1182	2360	10	9	19	99.16	99.24	99.20	302	120	422	25.64	10.15	17.88
77	KANCHANPUR	3454	3836	7290	112	95	207	2828	3151	5979	2791	3119	5910	37	32	69	98.69	98.98	98.85	500	418	918	17.91	13.40	15.53
	<b>TOTAL</b>	<b>56723</b>	<b>57338</b>	<b>114061</b>	<b>2864</b>	<b>2237</b>	<b>5101</b>	<b>48550</b>	<b>48923</b>	<b>97473</b>	<b>47456</b>	<b>48007</b>	<b>95463</b>	<b>1094</b>	<b>916</b>	<b>2010</b>	<b>97.75</b>	<b>98.13</b>	<b>97.94</b>	<b>14996</b>	<b>10158</b>	<b>25154</b>	<b>31.60</b>	<b>21.16</b>	<b>26.35</b>

**DISTRICTWISE TREND OF STUDENT FLOW FROM REGISTRATION TO SLC RESULT (INSTITUTIONAL SCHOOL)**  
**EASTERN REGION**

DC	DISTRICT	REGISTER			TEST FAIL			APPLICANT			SLC APPEAR			SLC DROPOUT			SLC APPEAR %			PASS			PASS%		
		BOY	GIRL	TOT	BOY	GIRL	TOT	BOY	GIRL	TOT	BOY	GIRL	TOT	BOY	GIRL	TOT	BOY	GIRL	TOT	BOY	GIRL	TOT	BOY	GIRL	TOT
01	TAPLEJUNG	78	74	152	1	3	4	79	81	160	79	81	160	0	0	0	100.00	100.00	100.00	68	74	142	86.08	91.36	88.75
02	PANCHTHAR	162	112	274	1	2	3	157	107	264	157	107	264	0	0	0	100.00	100.00	100.00	97	67	164	61.78	62.62	62.12
03	ILAM	452	410	862	13	17	30	422	385	807	419	383	802	3	2	5	99.29	99.48	99.38	288	221	509	68.74	57.70	63.47
04	JHAPA	2729	2392	5121	70	60	130	2482	2213	4695	2473	2211	4684	9	2	11	99.64	99.91	99.77	2214	1904	4118	89.53	86.11	87.92
05	SANKHUWASABHA	37	35	72	3	0	3	29	30	59	29	30	59	0	0	0	100.00	100.00	100.00	29	30	59	100.00	100.00	100.00
06	TEHRATHUM	31	28	59	0	1	1	32	28	60	32	28	60	0	0	0	100.00	100.00	100.00	16	13	29	50.00	46.43	48.33
07	DHANKUTA	122	107	229	1	0	1	120	108	228	119	108	227	1	0	1	99.17	100.00	99.56	105	99	204	88.24	91.67	89.87
08	BHOJPUR	54	27	81	0	0	0	48	23	71	48	22	70	0	1	1	100.00	95.65	98.59	38	17	55	79.17	77.27	78.57
09	MORANG	3205	2368	5573	56	34	90	2970	2247	5217	2965	2241	5206	5	6	11	99.83	99.73	99.79	2782	2074	4856	93.83	92.55	93.28
10	SUNSARI	2432	1853	4285	40	26	66	2233	1743	3976	2225	1734	3959	8	9	17	99.64	99.48	99.57	1975	1473	3448	88.76	84.95	87.09
11	SOLUKHUMBU	28	20	48	0	0	0	26	19	45	26	19	45	0	0	0	100.00	100.00	100.00	16	13	29	61.54	68.42	64.44
12	KHOTANG	59	25	84	0	0	0	57	25	82	57	24	81	0	1	1	100.00	96.00	98.78	56	24	80	98.25	100.00	98.77
13	OKHALDHUNGA	27	20	47	0	0	0	26	18	44	26	18	44	0	0	0	100.00	100.00	100.00	26	18	44	100.00	100.00	100.00
14	UDAYAPUR	389	271	660	7	6	13	370	260	630	370	259	629	0	1	1	100.00	99.62	99.84	354	250	604	95.68	96.53	96.03
15	SAPTARI	611	310	921	3	1	4	602	309	911	600	307	907	2	2	4	99.67	99.35	99.56	441	233	674	73.50	75.90	74.31
16	SIRAHA	1027	464	1491	10	3	13	1002	451	1453	987	445	1432	15	6	21	98.50	98.67	98.55	788	318	1106	79.84	71.46	77.23
	<b>TOTAL</b>	<b>11443</b>	<b>8516</b>	<b>19959</b>	<b>205</b>	<b>153</b>	<b>358</b>	<b>10655</b>	<b>8047</b>	<b>18702</b>	<b>10612</b>	<b>8017</b>	<b>18629</b>	<b>43</b>	<b>30</b>	<b>73</b>	<b>99.60</b>	<b>99.63</b>	<b>99.61</b>	<b>9293</b>	<b>6828</b>	<b>16121</b>	<b>87.57</b>	<b>85.17</b>	<b>86.54</b>

**DISTRICTWISE TREND OF STUDENT FLOW FROM REGISTRATION TO SLC RESULT (INSTITUTIONAL SCHOOL)**  
**CENTRAL REGION**

DC	DISTRICT	REGISTER			TEST FAIL			APPLICANT			SLC APPEAR			SLC DROPOUT			SLC APPEAR %			PASS			PASS%		
		BOY	GIRL	TOT	BOY	GIRL	TOT	BOY	GIRL	TOT	BOY	GIRL	TOT	BOY	GIRL	TOT	BOY	GIRL	TOT	BOY	GIRL	TOT	BOY	GIRL	TOT
17	DOLAKHA	126	78	204	2	0	2	125	77	202	125	77	202	0	0	0	100.00	100.00	100.00	125	74	199	100.00	96.10	98.51
18	RAMECHHAP	49	21	70	0	1	1	49	20	69	49	20	69	0	0	0	100.00	100.00	100.00	48	18	66	97.96	90.00	95.65
19	SINDHULI	242	139	381	1	0	1	238	138	376	238	138	376	0	0	0	100.00	100.00	100.00	232	135	367	97.48	97.83	97.61
20	DHANUSHA	1446	713	2159	8	7	15	1418	695	2113	1392	680	2072	26	15	41	98.17	97.84	98.06	1150	546	1696	82.61	80.29	81.85
21	MAHOTTARI	289	171	460	0	0	0	286	169	455	284	166	450	2	3	5	99.30	98.22	98.90	242	131	373	85.21	78.92	82.89
22	SARLAHI	850	430	1280	1	1	2	822	420	1242	821	418	1239	1	2	3	99.88	99.52	99.76	765	390	1155	93.18	93.30	93.22
23	SINDHUPALCHOK	55	59	114	1	0	1	51	57	108	51	57	108	0	0	0	100.00	100.00	100.00	49	56	105	96.08	98.25	97.22
24	RASUWA	24	11	35	0	0	0	21	9	30	21	9	30	0	0	0	100.00	100.00	100.00	14	7	21	66.67	77.78	70.00
25	NUWAKOT	244	152	396	3	1	4	236	146	382	236	146	382	0	0	0	100.00	100.00	100.00	229	141	370	97.03	96.58	96.86
26	DHADING	207	119	326	2	0	2	201	110	311	200	109	309	1	1	2	99.50	99.09	99.36	191	99	290	95.50	90.83	93.85
27	KAVREPALANCHOK	1032	765	1797	4	4	8	995	750	1745	995	750	1745	0	0	0	100.00	100.00	100.00	981	726	1707	98.59	96.80	97.82
28	BHAKTAPUR	2234	1772	4006	26	14	40	2135	1717	3852	2126	1712	3838	9	5	14	99.58	99.71	99.64	1999	1609	3608	94.03	93.98	94.01
29	KATHMANDU	11544	9624	21168	99	91	190	11437	9604	21041	11340	9540	20880	97	64	161	99.15	99.33	99.23	10653	8926	19579	93.94	93.56	93.77
30	KATHMANDU	267	194	461	2	6	8	248	174	422	247	173	420	1	1	2	99.60	99.43	99.53	229	152	381	92.71	87.86	90.71
32	LALITPUR	3708	3083	6791	45	26	71	3505	2954	6459	3486	2949	6435	19	5	24	99.46	99.83	99.63	3297	2732	6029	94.58	92.64	93.69
33	MAKWANPUR	566	405	971	7	6	13	513	363	876	513	363	876	0	0	0	100.00	100.00	100.00	501	351	852	97.66	96.69	97.26
34	CHITWAN	2553	1883	4436	31	21	52	2425	1821	4246	2424	1816	4240	1	5	6	99.96	99.73	99.86	2138	1539	3677	88.20	84.75	86.72
35	RAUTAHAT	339	151	490	2	1	3	330	149	479	330	147	477	0	2	2	100.00	98.66	99.58	318	144	462	96.36	97.96	96.86
36	BARA	0	0	0	1	2	3	523	255	778	520	255	775	3	0	3	99.43	100.00	99.61	466	236	702	89.62	92.55	90.58
37	PARSA	1046	643	1689	30	19	49	952	577	1529	943	576	1519	9	1	10	99.05	99.83	99.35	726	382	1108	76.99	66.32	72.94
	<b>TOTAL</b>	<b>26821</b>	<b>20413</b>	<b>47234</b>	<b>265</b>	<b>200</b>	<b>465</b>	<b>26510</b>	<b>20205</b>	<b>46715</b>	<b>26341</b>	<b>20101</b>	<b>46442</b>	<b>169</b>	<b>104</b>	<b>273</b>	<b>99.36</b>	<b>99.49</b>	<b>99.42</b>	<b>24353</b>	<b>18394</b>	<b>42747</b>	<b>92.45</b>	<b>91.51</b>	<b>92.04</b>

# DISTRICTWISE TREND OF STUDENT FLOW FROM REGISTRATION TO SLC RESULT (INSTITUTIONAL SCHOOL)

## WESTERN REGION

DC	DISTRICT	REGISTER			TEST FAIL			APPLICANT			SLC APPEAR			SLC DROPOUT			SLC APPEAR %			PASS			PASS%		
		BOY	GIRL	TOT	BOY	GIRL	TOT	BOY	GIRL	TOT	BOY	GIRL	TOT	BOY	GIRL	TOT	BOY	GIRL	TOT	BOY	GIRL	TOT	BOY	GIRL	TOT
38	GORKHA	136	101	237	0	0	0	129	94	223	129	94	223	0	0	0	100.00	100.00	100.00	128	92	220	99.22	97.87	98.65
39	MANANG	0	0	0	0	0	0	0	0	0	0	0	0	0	0	0	0.00	0.00	0.00	0	0	0	0.00	0.00	0.00
40	LAMJUNG	287	195	482	2	0	2	262	181	443	262	181	443	0	0	0	100.00	100.00	100.00	255	175	430	97.33	96.69	97.07
41	KASKI	2816	2187	5003	28	19	47	2630	2083	4713	2628	2081	4709	2	2	4	99.92	99.90	99.92	2486	1902	4388	94.60	91.40	93.18
42	TANAHUN	767	516	1283	14	4	18	729	504	1233	728	503	1231	1	1	2	99.86	99.80	99.84	639	429	1068	87.77	85.29	86.76
43	SYANGJA	676	442	1118	3	2	5	652	436	1088	651	435	1086	1	1	2	99.85	99.77	99.82	522	348	870	80.18	80.00	80.11
44	NAWALPARASI	1729	1227	2956	46	32	78	1644	1171	2815	1636	1170	2806	8	1	9	99.51	99.91	99.68	1479	1026	2505	90.40	87.69	89.27
45	PALPA	256	175	431	2	3	5	241	166	407	241	166	407	0	0	0	100.00	100.00	100.00	217	151	368	90.04	90.96	90.42
46	GULMI	252	119	371	2	2	4	242	109	351	242	109	351	0	0	0	100.00	100.00	100.00	226	95	321	93.39	87.16	91.45
47	ARGHAKHANCHI	112	64	176	1	2	3	111	63	174	111	63	174	0	0	0	100.00	100.00	100.00	105	59	164	94.59	93.65	94.25
48	RUPANDEHI	3022	2224	5246	62	16	78	2853	2139	4992	2851	2138	4989	2	1	3	99.93	99.95	99.94	2573	1905	4478	90.25	89.10	89.76
49	KAPILVASTU	687	391	1078	15	1	16	655	380	1035	648	380	1028	7	0	7	98.93	100.00	99.32	436	257	693	67.28	67.63	67.41
50	MUSTANG	11	7	18	0	0	0	11	6	17	11	6	17	0	0	0	100.00	100.00	100.00	10	5	15	90.91	83.33	88.24
51	MYAGDI	185	118	303	2	0	2	179	115	294	178	115	293	1	0	1	99.44	100.00	99.66	177	115	292	99.44	#####	99.66
52	BAGLUNG	382	277	659	0	1	1	366	263	629	363	261	624	3	2	5	99.18	99.24	99.21	290	199	489	79.89	76.25	78.37
53	PARBAT	130	68	198	2	0	2	128	68	196	128	68	196	0	0	0	100.00	100.00	100.00	121	62	183	94.53	91.18	93.37
	<b>TOTAL</b>	<b>11448</b>	<b>8111</b>	<b>19559</b>	<b>179</b>	<b>82</b>	<b>261</b>	<b>10832</b>	<b>7778</b>	<b>18610</b>	<b>10807</b>	<b>7770</b>	<b>18577</b>	<b>25</b>	<b>8</b>	<b>33</b>	<b>99.77</b>	<b>99.90</b>	<b>99.82</b>	<b>9664</b>	<b>6820</b>	<b>16484</b>	<b>89.42</b>	<b>87.77</b>	<b>88.73</b>



**DISTRICTWISE TREND OF STUDENT FLOW FROM REGISTRATION TO SLC RESULT (INSTITUTIONAL SCHOOL)**

**MID-WESTERN REGION**

DC	DISTRICT	REGISTER			TEST FAIL			APPLICANT			SLC APPEAR			SLC DROPOUT			SLC APPEAR %			PASS			PASS%		
		BOY	GIRL	TOT	BOY	GIRL	TOT	BOY	GIRL	TOT	BOY	GIRL	TOT	BOY	GIRL	TOT	BOY	GIRL	TOT	BOY	GIRL	TOT	BOY	GIRL	TOT
54	RUKUM	39	28	67	0	0	0	38	27	65	37	27	64	1	0	1	97.37	100.00	98.46	34	23	57	91.89	85.19	89.06
55	ROLPA	36	27	63	5	2	7	28	24	52	28	24	52	0	0	0	100.00	100.00	100.00	19	16	35	67.86	66.67	67.31
56	SALYAN	23	16	39	0	0	0	23	14	37	22	14	36	1	0	1	95.65	100.00	97.30	21	14	35	95.45	#####	97.22
57	PYUTHAN	93	38	131	3	0	3	77	35	112	77	35	112	0	0	0	100.00	100.00	100.00	69	28	97	89.61	80.00	86.61
58	DANG	1530	1111	2641	34	16	50	1441	1065	2506	1438	1063	2501	3	2	5	99.79	99.81	99.80	1375	967	2342	95.62	90.97	93.64
59	HUMLA	13	7	20	0	0	0	13	7	20	13	7	20	0	0	0	100.00	100.00	100.00	4	3	7	30.77	42.86	35.00
60	MUGU	19	16	35	0	0	0	44	31	75	36	27	63	8	4	12	81.82	87.10	84.00	29	19	48	80.56	70.37	76.19
61	DOLPA	18	7	25	2	0	2	15	7	22	15	7	22	0	0	0	100.00	100.00	100.00	1	0	1	6.67	0.00	4.55
62	KALIKOT	8	2	10	0	0	0	8	2	10	8	2	10	0	0	0	100.00	100.00	100.00	8	2	10	100.00	#####	100.00
63	JUMLA	17	7	24	0	0	0	17	7	24	17	7	24	0	0	0	100.00	100.00	100.00	17	7	24	100.00	#####	100.00
64	JAJARKOT	6	11	17	0	0	0	6	11	17	6	10	16	0	1	1	100.00	90.91	94.12	3	6	9	50.00	60.00	56.25
65	DAILEKH	48	43	91	0	1	1	40	30	70	38	30	68	2	0	2	95.00	100.00	97.14	32	24	56	84.21	80.00	82.35
66	SURKHET	572	382	954	2	5	7	564	370	934	557	368	925	7	2	9	98.76	99.46	99.04	514	322	836	92.28	87.50	90.38
67	BANKE	1117	804	1921	29	12	41	973	741	1714	970	739	1709	3	2	5	99.69	99.73	99.71	830	585	1415	85.57	79.16	82.80
68	BARDIA	310	233	543	14	7	21	278	208	486	276	208	484	2	0	2	99.28	100.00	99.59	217	146	363	78.62	70.19	75.00
	<b>TOTAL</b>	<b>3849</b>	<b>2732</b>	<b>6581</b>	<b>89</b>	<b>43</b>	<b>132</b>	<b>3565</b>	<b>2579</b>	<b>6144</b>	<b>3538</b>	<b>2568</b>	<b>6106</b>	<b>27</b>	<b>11</b>	<b>38</b>	<b>99.24</b>	<b>99.57</b>	<b>99.38</b>	<b>3173</b>	<b>2162</b>	<b>5335</b>	<b>89.68</b>	<b>84.19</b>	<b>87.37</b>

**DISTRICTWISE TREND OF STUDENT FLOW FROM REGISTRATION TO SLC RESULT (INSTITUTIONAL SCHOOL)**

**FAR-WESTERN REGION**

DC	DISTRICT	REGISTER			TEST FAIL			APPLICANT			SLC APPEAR			SLC DROPOUT			SLC APPEAR %			PASS			PASS%		
		BOY	GIRL	TOT	BOY	GIRL	TOT	BOY	GIRL	TOT	BOY	GIRL	TOT	BOY	GIRL	TOT	BOY	GIRL	TOT	BOY	GIRL	TOT	BOY	GIRL	TOT
69	BAJURA	4	2	6	0	0	0	4	2	6	4	2	6	0	0	0	100.00	100.00	100.00	4	2	6	100.00	#####	100.00
70	BAJHANG	27	14	41	0	0	0	32	21	53	31	19	50	1	2	3	96.88	90.48	94.34	20	7	27	64.52	36.84	54.00
71	ACHHAM	56	49	105	1	2	3	51	27	78	51	27	78	0	0	0	100.00	100.00	100.00	18	5	23	35.29	18.52	29.49
72	DOTI	65	23	88	0	0	0	64	23	87	63	23	86	1	0	1	98.44	100.00	98.85	47	14	61	74.60	60.87	70.93
73	KAILALI	1903	1181	3084	52	37	89	1737	1071	2808	1720	1063	2783	17	8	25	99.02	99.25	99.11	1323	679	2002	76.92	63.88	71.94
74	DARCHULA	6	0	6	0	0	0	6	0	6	6	0	6	0	0	0	100.00	#DIV/0!	100.00	4	0	4	66.67	#####	66.67
75	BAITADI	72	20	92	0	0	0	71	20	91	69	19	88	2	1	3	97.18	95.00	96.70	37	8	45	53.62	42.11	51.14
76	DANDEL DHURA	81	20	101	1	0	1	75	18	93	75	18	93	0	0	0	100.00	100.00	100.00	67	13	80	89.33	72.22	86.02
77	KANCHANPUR	1025	550	1575	17	4	21	962	529	1491	961	524	1485	1	5	6	99.90	99.05	99.60	700	329	1029	72.84	62.79	69.29
	<b>TOTAL</b>	<b>3239</b>	<b>1859</b>	<b>5098</b>	<b>71</b>	<b>43</b>	<b>114</b>	<b>3002</b>	<b>1711</b>	<b>4713</b>	<b>2980</b>	<b>1695</b>	<b>4675</b>	<b>22</b>	<b>16</b>	<b>38</b>	<b>99.27</b>	<b>99.06</b>	<b>99.19</b>	<b>2220</b>	<b>1057</b>	<b>3277</b>	<b>74.50</b>	<b>62.36</b>	<b>70.10</b>

**DISTRICTWISE DETAILS OF PASS RATE OF EXEMPTED STUDENTS  
EASTERN REGION**

DC	DISTRICT	APPEAR			PASS			PASS RATE			DIVISION				NOSH	DROP	FL	AA
		BOY	GIRL	TOT	BOY	GIRL	TOT	BOY	GIRL	TOT	DIS	FIR	SEC	TRD				
01	TAPLEJUNG	434	584	1018	12	16	28	2.76	2.74	2.75	0	0	21	7	57	159	990	287.13
02	PANCHTHAR	888	1473	2361	28	33	61	3.15	2.24	2.58	0	0	44	17	84	274	2300	264.10
03	ILAM	1056	2028	3084	37	53	90	3.50	2.61	2.92	0	1	66	23	103	388	2994	269.64
04	JHAPA	1285	2412	3697	174	275	449	13.54	11.40	12.14	0	6	331	112	178	310	3248	309.42
05	SANKHUWASABHA	364	560	924	36	34	70	9.89	6.07	7.58	0	1	63	6	60	161	854	322.93
06	TEHRATHUM	337	447	784	19	25	44	5.64	5.59	5.61	0	0	39	5	46	67	740	284.51
07	DHANKUTA	583	939	1522	42	47	89	7.20	5.01	5.85	0	0	73	16	68	181	1433	287.92
08	BHOJPUR	905	1361	2266	33	39	72	3.65	2.87	3.18	0	0	56	16	66	179	2194	279.31
09	MORANG	1521	2073	3594	80	103	183	5.26	4.97	5.09	0	1	117	65	173	270	3411	273.89
10	SUNSARI	1431	2325	3756	120	160	280	8.39	6.88	7.45	0	3	209	68	132	300	3476	292.62
11	SOLUKHUMBU	320	464	784	43	41	84	13.44	8.84	10.71	0	0	64	20	38	119	700	313.78
12	KHOTANG	983	1347	2330	14	21	35	1.42	1.56	1.50	0	0	21	14	86	168	2295	268.80
13	OKHALDHUNGA	640	915	1555	37	48	85	5.78	5.25	5.47	0	0	76	9	69	194	1470	300.20
14	UDAYAPUR	1228	2167	3395	115	135	250	9.36	6.23	7.36	0	9	214	27	121	278	3145	295.06
15	SAPTARI	1965	2565	4530	39	8	47	1.98	0.31	1.04	0	1	31	15	87	211	4483	229.95
16	SIRAHA	1272	1637	2909	95	71	166	7.47	4.34	5.71	0	1	131	34	95	220	2743	281.59
	<b>TOTAL</b>	<b>15212</b>	<b>23297</b>	<b>38509</b>	<b>924</b>	<b>1109</b>	<b>2033</b>	<b>6.07</b>	<b>4.76</b>	<b>5.28</b>	<b>0</b>	<b>23</b>	<b>1556</b>	<b>454</b>	<b>1463</b>	<b>3479</b>	<b>36476</b>	<b>307.33</b>

**DISTRICTWISE DETAILS OF PASS RATE OF EXEMPTED STUDENTS  
CENTRAL REGION**

DC	DISTRICT	APPEAR			PASS			PASS RATE			DIVISION				NOSH	DROP	FL	AA
		BOY	GIRL	TOT	BOY	GIRL	TOT	BOY	GIRL	TOT	DIS	FIR	SEC	TRD				
17	DOLAKHA	491	906	1397	95	144	239	19.35	15.89	17.11	0	6	203	30	82	210	1158	335.35
18	RAMECHHAP	930	1573	2503	63	74	137	6.77	4.70	5.47	0	1	112	24	85	329	2366	289.53
19	SINDHULI	477	629	1106	53	66	119	11.11	10.49	10.76	0	2	100	17	89	92	987	296.97
20	DHANUSHA	1448	1396	2844	117	74	191	8.08	5.30	6.72	0	16	156	19	116	271	2653	284.26
21	MAHOTTARI	831	781	1612	45	21	66	5.42	2.69	4.09	0	2	59	5	72	106	1546	270.39
22	SARLAHI	1192	1508	2700	128	96	224	10.74	6.37	8.30	0	1	175	48	82	178	2476	293.66
23	SINDHUPALCHOK	478	788	1266	67	77	144	14.02	9.77	11.37	0	0	102	42	114	127	1122	309.63
24	RASUWA	116	231	347	11	34	45	9.48	14.72	12.97	0	0	31	14	18	42	302	296.23
25	NUWAKOT	412	832	1244	72	135	207	17.48	16.23	16.64	0	1	160	46	98	144	1037	325.71
26	DHADING	413	849	1262	146	273	419	35.35	32.16	33.20	0	4	337	78	115	205	843	349.68
27	KAVREPALANCHOK	458	1053	1511	85	172	257	18.56	16.33	17.01	0	7	226	24	126	133	1254	329.28
28	BHAKTAPUR	148	296	444	37	39	76	25.00	13.18	17.12	1	2	64	9	64	31	368	339.32
29	KATHMANDU	599	895	1494	84	100	184	14.02	11.17	12.32	0	4	151	29	206	226	1310	323.68
30	KATHMANDU	3	12	15	1	1	2	33.33	8.33	13.33	0	1	1	0	5	0	13	337.13
32	LALITPUR	220	388	608	36	71	107	16.36	18.30	17.60	0	1	93	13	123	86	501	339.23
33	MAKWANPUR	315	742	1057	119	236	355	37.78	31.81	33.59	0	10	308	37	92	177	702	357.34
34	CHITWAN	647	1399	2046	129	269	398	19.94	19.23	19.45	0	8	319	71	141	244	1648	325.52
35	RAUTAHAT	1000	905	1905	15	7	22	1.50	0.77	1.15	0	1	17	4	70	155	1883	249.78
36	BARA	1311	1400	2711	136	89	225	10.37	6.36	8.30	0	5	177	43	76	155	2486	287.44
37	PARSA	718	592	1310	63	44	107	8.77	7.43	8.17	0	3	80	24	76	82	1203	287.37
	<b>TOTAL</b>	<b>11716</b>	<b>16269</b>	<b>27985</b>	<b>1407</b>	<b>1878</b>	<b>3285</b>	<b>12.01</b>	<b>11.54</b>	<b>11.74</b>	<b>1</b>	<b>69</b>	<b>2668</b>	<b>547</b>	<b>1768</b>	<b>2783</b>	<b>24700</b>	<b>259.39</b>

**DISTRICTWISE DETAILS OF PASS RATE OF EXEMPTED STUDENTS  
WESTERN REGION**

DC	DISTRICT	APPEAR			PASS			PASS RATE			DIVISION				NOSH	DROP	FL	AA
		BOY	GIRL	TOT	BOY	GIRL	TOT	BOY	GIRL	TOT	DIS	FIR	SEC	TRD				
38	GORKHA	190	372	562	44	89	133	23.16	23.92	23.67	0	0	108	25	86	96	429	339.95
39	MANANG	2	3	5	0	0	0	0.00	0.00	0.00	0	0	0	0	3	1	5	242.60
40	LAMJUNG	221	421	642	41	71	112	18.55	16.86	17.45	0	2	78	32	71	71	530	318.48
41	KASKI	356	743	1099	69	151	220	19.38	20.32	20.02	0	3	188	29	142	128	879	328.97
42	TANAHUN	479	836	1315	107	152	259	22.34	18.18	19.70	0	1	208	50	115	241	1056	319.11
43	SYANGJA	798	1281	2079	109	131	240	13.66	10.23	11.54	0	0	203	37	137	160	1839	304.70
44	NAWALPARASI	503	1026	1529	131	189	320	26.04	18.42	20.93	0	10	227	83	131	172	1209	318.35
45	PALPA	486	940	1426	117	185	302	24.07	19.68	21.18	0	5	262	35	104	173	1124	335.27
46	GULMI	442	901	1343	89	95	184	20.14	10.54	13.70	0	0	167	17	111	158	1159	317.99
47	ARGHAKHANCHI	558	1136	1694	40	63	103	7.17	5.55	6.08	0	0	87	16	71	156	1591	289.81
48	RUPANDEHI	631	971	1602	106	162	268	16.80	16.68	16.73	0	8	231	29	148	141	1334	315.80
49	KAPILVASTU	810	951	1761	45	47	92	5.56	4.94	5.22	0	0	65	27	72	128	1669	262.64
50	MUSTANG	0	1	1	0	1	1	#DIV/0!	100.00	100.00	0	0	1	0	1	2	0	453.00
51	MYAGDI	66	161	227	8	35	43	12.12	21.74	18.94	0	1	37	5	39	17	184	334.79
52	BAGLUNG	748	1290	2038	97	101	198	12.97	7.83	9.72	0	0	132	66	101	170	1840	296.62
53	PARBAT	463	672	1135	69	77	146	14.90	11.46	12.86	0	4	118	24	76	82	989	321.83
	<b>TOTAL</b>	<b>6753</b>	<b>11705</b>	<b>18458</b>	<b>1072</b>	<b>1549</b>	<b>2621</b>	<b>15.87</b>	<b>13.23</b>	<b>14.20</b>	<b>0</b>	<b>34</b>	<b>2112</b>	<b>475</b>	<b>1408</b>	<b>1896</b>	<b>15837</b>	<b>259.39</b>

**DISTRICTWISE DETAILS OF PASS RATE OF EXEMPTED STUDENTS  
MID-WESTERN REGION**

DC	DISTRICT	APPEAR			PASS			PASS RATE			DIVISION				NOSH	DROP	FL	AA
		BOY	GIRL	TOT	BOY	GIRL	TOT	BOY	GIRL	TOT	DIS	FIR	SEC	TRD				
54	RUKUM	687	988	1675	195	231	426	28.38	23.38	25.43	0	8	364	54	67	164	1249	339.18
55	ROLPA	493	684	1177	62	64	126	12.58	9.36	10.71	0	0	110	16	59	162	1051	304.54
56	SALYAN	1152	1580	2732	130	135	265	11.28	8.54	9.70	0	1	212	52	65	261	2467	298.49
57	PYUTHAN	606	1099	1705	103	103	206	17.00	9.37	12.08	0	4	170	32	57	154	1499	312.84
58	DANG	1367	2707	4074	269	433	702	19.68	16.00	17.23	0	6	449	247	98	345	3372	300.75
59	HUMLA	69	35	104	3	2	5	4.35	5.71	4.81	0	0	4	1	17	20	99	274.99
60	MUGU	179	95	274	43	17	60	24.02	17.89	21.90	0	2	43	15	19	36	214	307.19
61	DOLPA	40	43	83	2	1	3	5.00	2.33	3.61	0	0	3	0	10	14	80	298.47
62	KALIKOT	673	507	1180	173	144	317	25.71	28.40	26.86	0	8	257	52	49	126	863	341.03
63	JUMLA	317	206	523	48	21	69	15.14	10.19	13.19	0	7	57	5	29	41	454	312.27
64	JAJARKOT	1112	1022	2134	232	253	485	20.86	24.76	22.73	0	3	372	110	63	263	1649	322.93
65	DAILEKH	1611	1772	3383	236	187	423	14.65	10.55	12.50	0	3	299	121	88	393	2960	296.41
66	SURKHET	1457	2006	3463	410	482	892	28.14	24.03	25.76	0	12	684	196	97	498	2571	317.77
67	BANKE	1116	1553	2669	208	245	453	18.64	15.78	16.97	0	9	371	73	103	270	2216	307.13
68	BARDIA	1090	1732	2822	192	235	427	17.61	13.57	15.13	0	1	282	144	75	366	2395	305.69
	<b>TOTAL</b>	<b>11969</b>	<b>16029</b>	<b>27998</b>	<b>2306</b>	<b>2553</b>	<b>4859</b>	<b>19.27</b>	<b>15.93</b>	<b>17.35</b>	<b>0</b>	<b>64</b>	<b>3677</b>	<b>1118</b>	<b>896</b>	<b>3113</b>	<b>23139</b>	<b>323.61</b>

**DISTRICTWISE DETAILS OF PASS RATE OF EXEMPTED STUDENTS  
FAR-WESTERN REGION**

DC	DISTRICT	APPEAR			PASS			PASS RATE			DIVISION				NOSH	DROP	FL	AA
		BOY	GIRL	TOT	BOY	GIRL	TOT	BOY	GIRL	TOT	DIS	FIR	SEC	TRD				
69	BAJURA	659	511	1170	74	30	104	11.23	5.87	8.89	0	0	88	16	55	88	1066	300.19
70	BAJHANG	712	549	1261	128	96	224	17.98	17.49	17.76	0	6	185	33	69	121	1037	331.29
71	ACHHAM	1348	1299	2647	91	77	168	6.75	5.93	6.35	0	3	141	24	91	296	2479	279.75
72	DOTI	487	774	1261	28	12	40	5.75	1.55	3.17	0	0	31	9	72	161	1221	263.44
73	KAILALI	2065	3215	5280	255	292	547	12.35	9.08	10.36	0	4	392	151	190	492	4733	292.98
74	DARCHULA	783	985	1768	159	163	322	20.31	16.55	18.21	0	3	277	42	64	160	1446	309.28
75	BAITADI	738	891	1629	73	36	109	9.89	4.04	6.69	0	2	97	10	103	118	1520	294.74
76	DANDEL DHURA	405	693	1098	55	48	103	13.58	6.93	9.38	0	1	87	15	60	119	995	304.47
77	KANCHANPUR	1158	1987	3145	108	161	269	9.33	8.10	8.55	0	3	212	54	125	240	2876	285.74
	<b>TOTAL</b>	<b>7696</b>	<b>10393</b>	<b>18089</b>	<b>897</b>	<b>885</b>	<b>1782</b>	<b>11.66</b>	<b>8.52</b>	<b>9.85</b>	<b>0</b>	<b>22</b>	<b>1422</b>	<b>338</b>	<b>774</b>	<b>1707</b>	<b>16307</b>	<b>310.96</b>

# SCHOOL, STUDENT AND EXAMINATION CENTRE RATIO BY DISTRICT

## EASTERN REGION

SNO	DISTRICT	NO OF SCHOOL			NO OF STUDENT			CENTRE	SCHPC	SPC
		COM+DEO	INS	TOT	COM	INS	TOT			
01	TAPLEJUNG	57	5	62	1937	160	2097	18	3.44	116.50
02	PANCHTHAR	80	8	88	3065	264	3329	21	4.19	158.52
03	ILAM	87	29	116	3134	802	3936	30	3.87	131.20
04	JHAPA	122	139	261	7469	4684	12153	51	5.12	238.29
05	SANKHUWASABHA	62	5	67	1916	59	1975	15	4.47	131.67
06	TEHRATHUM	46	3	49	1934	60	1994	16	3.06	124.63
07	DHANKUTA	73	11	84	2497	227	2724	24	3.50	113.50
08	BHOJPUR	67	4	71	2762	70	2832	19	3.74	149.05
09	MORANG	161	174	335	9497	5206	14703	64	5.23	229.73
10	SUNSARI	93	127	220	6772	3959	10731	46	4.78	233.28
11	SOLUKHUMBU	40	3	43	1596	45	1641	15	2.87	109.40
12	KHOTANG	88	2	90	3949	81	4030	23	3.91	175.22
13	OKHALDHUNGA	70	2	72	2652	44	2696	17	4.24	158.59
14	UDAYAPUR	111	25	136	4050	629	4679	34	4.00	137.62
15	SAPTARI	78	32	110	6981	907	7888	35	3.14	225.37
16	SIRAHA	72	42	114	6440	1432	7872	36	3.17	218.67
	<b>TOTAL</b>	<b>1307</b>	<b>611</b>	<b>1918</b>	<b>66651</b>	<b>18629</b>	<b>85280</b>	<b>464</b>	<b>4.13</b>	<b>183.79</b>



## SCHOOL, STUDENT AND EXAMINATION CENTRE RATIO BY DISTRICT

### CENTRAL REGION

SNO	DISTRICT	NO OF SCHOOL			NO OF STUDENT			CENTRE	SCHPC	SPC
		COM+DEO	INS	TOT	COM	INS	TOT			
17	DOLAKHA	83	8	91	3201	202	3403	20	4.55	170.15
18	RAMECHHAP	89	3	92	4183	69	4252	21	4.38	202.48
19	SINDHULI	108	13	121	4904	376	5280	23	5.26	229.57
20	DHANUSHA	86	60	146	6433	2072	8505	38	3.84	223.82
21	MAHOTTARI	77	18	95	6436	450	6886	24	3.96	286.92
22	SARLAHI	77	34	111	5516	1239	6755	32	3.47	211.09
23	SINDHUPALCHOK	127	9	136	4623	108	4731	25	5.44	189.24
24	RASUWA	20	3	23	714	30	744	6	3.83	124.00
25	NUWAKOT	106	16	122	4237	382	4619	23	5.30	200.83
26	DHADING	123	18	141	5205	309	5514	21	6.71	262.57
27	KAVREPALANCHOK	142	65	207	6235	1745	7980	41	5.05	194.63
28	BHAKTAPUR	40	144	184	1573	3838	5411	22	8.36	245.95
29	KATHMANDU	168	723	891	9139	20880	30019	85	10.48	353.16
30	KATHMANDU	3	36	39	64	420	484	1	39.00	484.00
32	LALITPUR	76	199	275	2458	6435	8893	31	8.87	286.87
33	MAKWANPUR	91	26	117	3563	876	4439	22	5.32	201.77
34	CHITWAN	96	106	202	5707	4240	9947	39	5.18	255.05
35	RAUTAHAT	70	16	86	5856	477	6333	23	3.74	275.35
36	BARA	72	32	104	5726	775	6501	29	3.59	224.17
37	PARSA	54	47	101	3725	1519	5244	22	4.59	238.36
	<b>TOTAL</b>	<b>1342</b>	<b>1492</b>	<b>2834</b>	<b>70777</b>	<b>43723</b>	<b>114500</b>	<b>446</b>	<b>6.35</b>	<b>256.73</b>

## SCHOOL, STUDENT AND EXAMINATION CENTRE RATIO BY DISTRICT

### WESTERN REGION

SNO	DISTRICT	NO OF SCHOOL			NO OF STUDENT			CENTRE	SCHPC	SPC
		COM+DEO	INS	TOT	COM	INS	TOT			
38	GORKHA	106	6	112	4413	223	4636	24	4.67	193.17
39	MANANG	5	0	5	60	0	60	1	5.00	60.00
40	LAMJUNG	77	12	89	2691	443	3134	19	4.68	164.95
41	KASKI	110	151	261	4521	4709	9230	30	8.70	307.67
42	TANAHUN	108	39	147	4232	1231	5463	26	5.65	210.12
43	SYANGJA	127	35	162	5097	1086	6183	34	4.76	181.85
44	NAWALPARASI	122	78	200	7004	2806	9810	40	5.00	245.25
45	PALPA	104	13	117	3870	407	4277	24	4.88	178.21
46	GULMI	120	14	134	4234	351	4585	31	4.32	147.90
47	ARGHAKHANCHI	71	10	81	2873	174	3047	16	5.06	190.44
48	RUPANDEHI	129	130	259	7054	4989	12043	46	5.63	261.80
49	KAPILVASTU	67	34	101	4145	1028	5173	27	3.74	191.59
50	MUSTANG	8	1	9	96	17	113	1	9.00	113.00
51	MYAGDI	59	7	66	1737	293	2030	10	6.60	203.00
52	BAGLUNG	108	22	130	4354	624	4978	31	4.19	160.58
53	PARBAT	78	9	87	2908	196	3104	20	4.35	155.20
	<b>TOTAL</b>	<b>1399</b>	<b>561</b>	<b>1960</b>	<b>59289</b>	<b>18577</b>	<b>77866</b>	<b>380</b>	<b>5.16</b>	<b>204.91</b>

## SCHOOL, STUDENT AND EXAMINATION CENTRE RATIO BY DISTRICT

### MID-WESTERN REGION

SNO	DISTRICT	NO OF SCHOOL			NO OF STUDENT			CENTRE	SCHPC	SPC
		COM+DEO	INS	TOT	COM	INS	TOT			
54	RUKUM	75	3	78	3941	64	4005	22	3.55	182.05
55	ROLPA	62	3	65	2067	52	2119	16	4.06	132.44
56	SALYAN	71	3	74	3661	36	3697	24	3.08	154.04
57	PYUTHAN	61	5	66	2217	112	2329	17	3.88	137.00
58	DANG	84	81	165	6838	2501	9339	38	4.34	245.76
59	HUMLA	19	1	20	618	20	638	5	4.00	127.60
60	MUGU	22	2	24	880	63	943	8	3.00	117.88
61	DOLPA	14	1	15	476	22	498	3	5.00	166.00
62	KALIKOT	53	1	54	2569	10	2579	15	3.60	171.93
63	JUMLA	35	2	37	1741	24	1765	12	3.08	147.08
64	JAJARKOT	62	1	63	3322	16	3338	19	3.32	175.68
65	DAILEKH	87	3	90	4670	68	4738	30	3.00	157.93
66	SURKHET	84	31	115	4509	925	5434	30	3.83	181.13
67	BANKE	76	63	139	3956	1709	5665	30	4.63	188.83
68	BARDIA	71	19	90	6361	484	6845	35	2.57	195.57
	<b>TOTAL</b>	<b>876</b>	<b>219</b>	<b>1095</b>	<b>47826</b>	<b>6106</b>	<b>53932</b>	<b>304</b>	<b>3.60</b>	<b>177.41</b>

## SCHOOL, STUDENT AND EXAMINATION CENTRE RATIO BY DISTRICT

### FAR-WESTERN REGION

SNO	DISTRICT	NO OF SCHOOL			NO OF STUDENT			CENTRE	SCHPC	SPC
		COM+DEO	INS	TOT	COM	INS	TOT			
69	BAJURA	58	3	61	2210	6	2216	15	4.07	147.73
70	BAJHANG	77	1	78	3022	50	3072	15	5.20	204.80
71	ACHHAM	92	2	94	4193	78	4271	20	4.70	213.55
72	DOTI	76	3	79	2044	86	2130	12	6.58	177.50
73	KAILALI	148	71	219	10773	2783	13556	48	4.56	282.42
74	DARCHULA	65	1	66	2255	6	2261	15	4.40	150.73
75	BAITADI	110	6	116	4553	88	4641	25	4.64	185.64
76	DANDEL DHURA	60	4	64	2360	93	2453	13	4.92	188.69
77	KANCHANPUR	101	50	151	5910	1485	7395	31	4.87	238.55
	<b>TOTAL</b>	<b>1810</b>	<b>442</b>	<b>2252</b>	<b>95463</b>	<b>12974</b>	<b>108437</b>	<b>563</b>	<b>4.00</b>	<b>192.61</b>

**DISTRICTWISE DETAILS IN SUPPLEMENTARY EXAMINATION BY CORE SUBJECTS  
EASTERN REGION**

DC	DISTRICT	APRD			PASS			APPEARED IN SUBJECT																	
								ENG			NEP			MAT			SCI			SOC			HPE		
		BOY	GIRL	TOT	BOY	GIRL	TOT	BOY	GIRL	TOT	BOY	GIRL	TOT	BOY	GIRL	TOT	BOY	GIRL	TOT	BOY	GIRL	TOT	BOY	GIRL	TOT
01	TAPLEJUNG	360	476	836	168	176	344	161	206	367	6	10	16	276	364	640	110	153	263	23	38	61	1	0	1
02	PANCHTHAR	380	506	886	252	302	554	120	143	263	19	13	32	266	408	674	184	251	435	20	36	56	1	0	1
03	ILAM	548	730	1278	425	501	926	219	219	438	1	2	3	386	576	962	233	366	599	39	32	71	1	0	1
04	JHAPA	1683	2401	4084	990	1310	2300	549	765	1314	36	20	56	1040	1669	2709	728	1073	1801	82	110	192	8	11	19
05	SANKHUWASABHA	468	550	1018	443	517	960	228	231	459	0	1	1	295	395	690	224	262	486	15	27	42	0	0	0
06	TEHRATHUM	346	466	812	310	411	721	164	230	394	4	3	7	172	257	429	114	168	282	4	19	23	6	9	15
07	DHANKUTA	436	640	1076	265	402	667	125	157	282	2	0	2	277	449	726	227	368	595	19	32	51	1	1	2
08	BHOJPUR	530	665	1195	311	299	610	164	182	346	3	5	8	418	577	995	175	258	433	66	76	142	0	0	0
09	MORANG	1411	1720	3131	1179	1469	2648	421	521	942	52	38	90	649	863	1512	742	961	1703	252	262	514	14	10	24
10	SUNSARI	1263	1639	2902	966	1180	2146	353	431	784	45	22	67	523	838	1361	675	956	1631	188	213	401	4	4	8
11	SOLUKHUMBU	398	547	945	254	322	576	93	120	213	1	1	2	308	445	753	90	168	258	100	102	202	0	1	1
12	KHOTANG	538	638	1176	386	408	794	189	191	380	9	15	24	336	464	800	176	236	412	95	104	199	1	0	1
13	OKHALDHUNGA	459	626	1085	262	304	566	154	174	328	16	10	26	192	289	481	251	384	635	101	124	225	0	0	0
14	UDAYAPUR	821	1246	2067	485	662	1147	350	482	832	7	6	13	594	960	1554	222	381	603	21	42	63	1	3	4
15	SAPTARI	664	435	1099	447	260	707	115	60	175	25	5	30	185	176	361	308	213	521	188	113	301	2	1	3
16	SIRAHA	1037	777	1814	911	667	1578	82	66	148	66	65	131	313	261	574	507	393	900	232	149	381	8	5	13
	TOTAL	11342	14062	25404	8054	9190	17244	3487	4178	7665	292	216	508	6230	8991	15221	4966	6591	11557	1445	1479	2924	48	45	93

**DISTRICTWISE DETAILS IN SUPPLEMENTARY EXAMINATION BY CORE SUBJECTS  
CENTRAL REGION**

DC	DISTRICT	APRD			PASS			APPEARED IN SUBJECT																	
								ENG			NEP			MAT			SCI			SOC			HPE		
		BOY	GIRL	TOT	BOY	GIRL	TOT	BOY	GIRL	TOT	BOY	GIRL	TOT	BOY	GIRL	TOT	BOY	GIRL	TOT	BOY	GIRL	TOT	BOY	GIRL	TOT
17	DOLAKHA	790	1105	1895	666	884	1550	340	432	772	4	0	4	532	878	1410	98	169	267	54	75	129	2	2	4
18	RAMECHHAP	665	868	1533	547	654	1201	217	207	424	6	1	7	365	553	918	214	350	564	167	236	403	0	0	0
19	SINDHULI	683	721	1404	260	269	529	156	157	313	24	26	50	374	406	780	256	295	551	155	184	339	0	4	4
20	DHANUSHA	1008	647	1655	698	420	1118	160	125	285	47	23	70	309	193	502	382	263	645	450	320	770	1	0	1
21	MAHOTTARI	872	601	1473	591	386	977	163	117	280	43	30	73	332	255	587	218	183	401	335	230	565	1	0	1
22	SARLAHI	999	979	1978	837	837	1674	230	232	462	29	28	57	444	437	881	361	439	800	206	211	417	9	15	24
23	SINDHUPALCHOK	883	925	1808	684	757	1441	288	307	595	7	9	16	561	517	1078	243	240	483	161	233	394	4	7	11
24	RASUWA	114	164	278	81	107	188	36	44	80	4	2	6	58	99	157	50	90	140	12	17	29	0	0	0
25	NUWAKOT	813	1357	2170	512	805	1317	308	447	755	2	1	3	541	977	1518	221	413	634	49	85	134	0	2	2
26	DHADING	833	1430	2263	506	794	1300	239	304	543	9	1	10	552	1063	1615	221	509	730	16	52	68	5	6	11
27	KAVREPALANCHOK	984	1598	2582	612	926	1538	188	308	496	19	15	34	688	1194	1882	267	487	754	204	342	546	5	6	11
28	BHAKTAPUR	315	498	813	165	272	437	49	71	120	7	4	11	197	287	484	147	294	441	7	0	7	1	1	2
29	KATHMANDU	1498	1942	3440	888	1069	1957	196	326	522	59	14	73	1001	1371	2372	489	706	1195	134	141	275	3	2	5
30	KATHMANDU	16	35	51	13	28	41	0	3	3	0	2	2	5	20	25	12	8	20	0	1	1	0	0	0
31	KATHMANDU	0	0	0	0	0	0	0	0	0	0	0	0	0	0	0	0	0	0	0	0	0	0	0	0
32	LALITPUR	530	785	1315	292	393	685	67	86	153	9	3	12	372	602	974	178	292	470	21	23	44	0	0	0
33	MAKWANPUR	609	1015	1624	442	714	1156	214	334	548	2	0	2	352	647	999	184	351	535	27	34	61	0	0	0
34	CHITWAN	1047	1775	2822	726	1165	1891	338	537	875	15	5	20	593	1096	1689	333	769	1102	100	124	224	1	2	3
35	RAUTAHAT	814	502	1316	487	276	763	100	56	156	15	8	23	260	210	470	263	204	467	397	232	629	2	2	4
36	BARA	1007	863	1870	847	715	1562	199	202	401	16	14	30	325	334	659	290	309	599	254	222	476	21	11	32
37	PARSA	555	422	977	415	309	724	133	110	243	23	2	25	152	142	294	221	192	413	108	59	167	16	11	27
	TOTAL	11017	14290	25307	7507	9167	16674	2585	3367	5952	216	108	324	6101	8996	15097	3480	5303	8783	1696	1776	3472	67	65	132

**DISTRICTWISE DETAILS IN SUPPLEMENTARY EXAMINATION BY CORE SUBJECTS**  
**WESTERN REGION**

DC	DISTRICT	APRD			PASS			APPEARED IN SUBJECT																	
								ENG			NEP			MAT			SCI			SOC			HPE		
		BOY	GIRL	TOT	BOY	GIRL	TOT	BOY	GIRL	TOT	BOY	GIRL	TOT	BOY	GIRL	TOT	BOY	GIRL	TOT	BOY	GIRL	TOT	BOY	GIRL	TOT
38	GORKHA	707	908	1615	489	608	1097	252	257	509	1	0	1	318	511	829	197	349	546	105	109	214	1	1	2
39	MANANG	7	10	17	7	10	17	4	1	5	0	0	0	3	5	8	4	9	13	0	1	1	0	0	0
40	LAMJUNG	419	583	1002	371	493	864	123	118	241	1	2	3	217	331	548	189	255	444	22	62	84	1	0	1
41	KASKI	862	1302	2164	659	923	1582	105	111	216	18	3	21	475	847	1322	367	620	987	148	190	338	1	2	3
42	TANAHUN	714	958	1672	511	655	1166	227	242	469	8	2	10	247	433	680	458	686	1144	33	37	70	1	3	4
43	SYANGJA	870	1179	2049	719	984	1703	218	195	413	3	2	5	354	622	976	455	704	1159	223	249	472	16	7	23
44	NAWALPARASI	1093	1554	2647	619	800	1419	229	258	487	15	12	27	476	866	1342	598	941	1539	156	171	327	7	6	13
45	PALPA	704	1100	1804	520	730	1250	214	231	445	2	0	2	411	773	1184	345	625	970	16	40	56	5	4	9
46	GULMI	770	1061	1831	591	681	1272	225	196	421	2	0	2	481	818	1299	296	564	860	54	72	126	0	2	2
47	ARGHAKHANCHI	499	634	1133	369	409	778	190	162	352	1	1	2	277	424	701	244	388	632	20	37	57	1	1	2
48	RUPANDEHI	1341	1537	2878	1006	1080	2086	432	439	871	49	26	75	472	655	1127	538	746	1284	255	240	495	18	22	40
49	KAPILVASTU	729	648	1377	525	490	1015	209	189	398	21	9	30	288	344	632	297	288	585	101	44	145	8	7	15
50	MUSTANG	13	14	27	9	13	22	3	4	7	0	0	0	8	7	15	4	2	6	2	0	2	0	0	0
51	MYAGDI	262	319	581	226	263	489	95	104	199	2	2	4	96	139	235	86	128	214	45	53	98	0	0	0
52	BAGLUNG	865	1167	2032	777	1014	1791	253	264	517	10	1	11	575	912	1487	193	329	522	71	104	175	10	9	19
53	PARBAT	675	894	1569	485	613	1098	301	355	656	12	9	21	363	598	961	202	264	466	21	22	43	5	7	12
	<b>TOTAL</b>	<b>10530</b>	<b>13868</b>	<b>24398</b>	<b>7883</b>	<b>9766</b>	<b>17649</b>	<b>3080</b>	<b>3126</b>	<b>6206</b>	<b>145</b>	<b>69</b>	<b>214</b>	<b>5061</b>	<b>8285</b>	<b>13346</b>	<b>4473</b>	<b>6898</b>	<b>11371</b>	<b>1272</b>	<b>1431</b>	<b>2703</b>	<b>74</b>	<b>71</b>	<b>145</b>

**DISTRICTWISE DETAILS IN SUPPLEMENTARY EXAMINATION BY CORE SUBJECTS  
MID-WESTERN REGION**

DC	DISTRICT	APRD			PASS			APPEARED IN SUBJECT																	
								ENG			NEP			MAT			SCI			SOC			HPE		
		BOY	GIRL	TOT	BOY	GIRL	TOT	BOY	GIRL	TOT	BOY	GIRL	TOT	BOY	GIRL	TOT	BOY	GIRL	TOT	BOY	GIRL	TOT	BOY	GIRL	TOT
54	RUKUM	740	943	1683	491	580	1071	206	284	490	34	25	59	384	507	891	181	237	418	224	300	524	0	3	3
55	ROLPA	406	474	880	237	220	457	133	137	270	0	3	3	264	321	585	128	161	289	90	107	197	0	2	2
56	SALYAN	867	1002	1869	720	818	1538	412	516	928	34	43	77	511	615	1126	268	304	572	44	50	94	0	0	0
57	PYUTHAN	486	625	1111	242	301	543	127	126	253	5	1	6	242	366	608	250	371	621	88	140	228	0	0	0
58	DANG	1221	2048	3269	678	1098	1776	367	597	964	47	53	100	581	1047	1628	534	935	1469	148	304	452	1	5	6
59	HUMLA	156	93	249	106	56	162	48	24	72	3	2	5	98	63	161	17	15	32	37	25	62	0	0	0
60	MUGU	205	136	341	160	98	258	94	61	155	5	9	14	112	77	189	18	15	33	67	37	104	3	0	3
61	DOLPA	149	91	240	128	88	216	17	7	24	0	1	1	138	87	225	78	47	125	2	2	4	0	0	0
62	KALIKOT	721	553	1274	282	211	493	275	184	459	28	18	46	531	408	939	76	69	145	139	124	263	1	2	3
63	JUMLA	368	269	637	202	134	336	152	95	247	15	13	28	292	214	506	54	33	87	30	29	59	3	0	3
64	JAJARKOT	899	815	1714	205	150	355	296	274	570	76	72	148	421	440	861	449	381	830	116	100	216	8	5	13
65	DAILEKH	1084	1141	2225	604	584	1188	494	496	990	29	27	56	644	771	1415	350	353	703	86	115	201	3	3	6
66	SURKHET	904	1165	2069	582	659	1241	255	313	568	14	11	25	392	653	1045	501	652	1153	93	120	213	0	0	0
67	BANKE	818	1033	1851	593	740	1333	179	217	396	29	16	45	387	580	967	247	376	623	186	257	443	1	5	6
68	BARDIA	1097	1505	2602	723	953	1676	281	361	642	6	7	13	503	817	1320	637	979	1616	128	183	311	0	0	0
	TOTAL	10121	11893	22014	5953	6690	12643	3336	3692	7028	325	301	626	5500	6966	12466	3788	4928	8716	1478	1893	3371	20	25	45



**DISTRICTWISE DETAILS IN SUPPLEMENTARY EXAMINATION BY CORE SUBJECTS  
FAR-WESTERN REGION**

DC	DISTRICT	APRD			PASS			APPEARED IN SUBJECT																	
								ENG			NEP			MAT			SCI			SOC			HPE		
		BOY	GIRL	TOT	BOY	GIRL	TOT	BOY	GIRL	TOT	BOY	GIRL	TOT	BOY	GIRL	TOT	BOY	GIRL	TOT	BOY	GIRL	TOT	BOY	GIRL	TOT
69	BAJURA	625	447	1072	314	196	510	278	215	493	53	33	86	323	240	563	176	128	304	98	63	161	0	0	0
70	BAJHANG	989	715	1704	408	284	692	205	117	322	52	44	96	533	418	951	471	329	800	113	132	245	3	5	8
71	ACHHAM	654	369	1023	315	169	484	257	129	386	5	8	13	376	220	596	308	187	495	70	59	129	8	6	14
72	DOTI	322	175	497	230	107	337	94	48	142	1	0	1	110	75	185	163	107	270	107	54	161	1	2	3
73	KAILALI	2039	2410	4449	1634	1948	3582	541	702	1243	63	26	89	1002	1287	2289	988	1302	2290	295	302	597	41	36	77
74	DARCHULA	526	533	1059	260	164	424	93	84	177	13	14	27	243	289	532	299	305	604	101	141	242	0	1	1
75	BAITADI	1036	959	1995	307	170	477	236	207	443	28	17	45	580	628	1208	535	540	1075	103	115	218	2	2	4
76	DANDEL DHURA	603	599	1202	380	329	709	207	223	430	2	2	4	306	347	653	348	357	705	26	35	61	5	1	6
77	KANCHANPUR	1117	1116	2233	824	829	1653	226	216	442	18	6	24	392	514	906	614	641	1255	303	278	581	14	30	44
	<b>TOTAL</b>	<b>7911</b>	<b>7323</b>	<b>15234</b>	<b>4672</b>	<b>4196</b>	<b>8868</b>	<b>2137</b>	<b>1941</b>	<b>4078</b>	<b>235</b>	<b>150</b>	<b>385</b>	<b>3865</b>	<b>4018</b>	<b>7883</b>	<b>3902</b>	<b>3896</b>	<b>7798</b>	<b>1216</b>	<b>1179</b>	<b>2395</b>	<b>74</b>	<b>83</b>	<b>157</b>

**DISTRICTWISE DETAILS OF APPEARED AND PASSED STUDENTS IN SUPPLEMENTARY EXAMINATIONS BY CORE SUBJECTS**  
**EASTERN REGION**

SNO	DISTRICT	APPEAR			PASS			PASSED IN SUBJECTS											
								ENG		NEP		MAT		SCI		SOC		HPE	
		BOY	GIRL	TOT	BOY	GIRL	TOT	APRD	PASS	APRD	PASS	APRD	PASS	APRD	PASS	APRD	PASS	APRD	PASS
01	TAPLEJUNG	360	476	836	168	176	344	367	151	16	11	640	209	263	67	61	22	1	0
02	PANCHTHAR	380	506	886	252	302	554	263	160	32	20	674	394	435	237	56	22	1	1
03	ILAM	548	730	1278	425	501	926	438	339	3	3	962	628	599	389	71	62	1	1
04	JHAPA	1683	2401	4084	990	1310	2300	1314	677	56	30	2709	1161	1801	699	192	99	19	16
05	SANKHUWASABHA	468	550	1018	443	517	960	459	443	1	1	690	620	486	425	42	39	0	0
06	TEHRATHUM	346	466	812	310	411	721	394	325	7	5	429	394	282	237	23	15	15	12
07	DHANKUTA	436	640	1076	265	402	667	282	172	2	2	726	343	595	249	51	28	2	2
08	BHOJPUR	530	665	1195	311	299	610	346	154	8	2	995	405	433	158	142	95	0	0
09	MORANG	1411	1720	3131	1179	1469	2648	942	814	90	65	1512	1264	1703	1377	514	444	24	20
10	SUNSARI	1263	1639	2902	966	1180	2146	784	580	67	48	1361	909	1631	1090	401	295	8	7
11	SOLUKHUMBU	398	547	945	254	322	576	213	107	2	0	753	392	258	99	202	149	1	0
12	KHOTANG	538	638	1176	386	408	794	380	246	24	14	800	412	412	268	199	160	1	1
13	OKHALDHUNGA	459	626	1085	262	304	566	328	190	26	11	481	155	635	219	225	136	0	0
14	UDAYAPUR	821	1246	2067	485	662	1147	832	422	13	10	1554	689	603	241	63	45	4	4
15	SAPTARI	664	435	1099	447	260	707	175	123	30	15	361	189	521	297	301	193	3	3
16	SIRAHA	1037	777	1814	911	667	1578	148	130	131	108	574	511	900	692	381	322	13	12
	<b>TOTAL</b>	<b>11342</b>	<b>14062</b>	<b>25404</b>	<b>8054</b>	<b>9190</b>	<b>17244</b>	<b>7665</b>	<b>5033</b>	<b>508</b>	<b>345</b>	<b>15221</b>	<b>8675</b>	<b>11557</b>	<b>6744</b>	<b>2924</b>	<b>2126</b>	<b>93</b>	<b>79</b>

**DISTRICTWISE DETAILS OF APPEARED AND PASSED STUDENTS IN SUPPLEMENTARY EXAMINATIONS BY CORE SUBJECTS**  
**CENTRAL REGION**

SNO	DISTRICT	APPEAR			PASS			PASSED IN SUBJECTS											
								ENG		NEP		MAT		SCI		SOC		HPE	
		BOY	GIRL	TOT	BOY	GIRL	TOT	APRD	PASS	APRD	PASS	APRD	PASS	APRD	PASS	APRD	PASS	APRD	PASS
17	DOLAKHA	790	1105	1895	666	884	1550	772	606	4	4	1410	1064	267	145	129	108	4	4
18	RAMECHHAP	665	868	1533	547	654	1201	424	341	7	2	918	694	564	339	403	313	0	0
19	SINDHULI	683	721	1404	260	269	529	313	143	50	12	780	223	551	135	339	78	4	3
20	DHANUSHA	1008	647	1655	698	420	1118	285	204	70	48	502	314	645	332	770	516	1	1
21	MAHOTTARI	872	601	1473	591	386	977	280	191	73	37	587	312	401	240	565	398	1	1
22	SARLAHI	999	979	1978	837	837	1674	462	425	57	47	881	732	800	607	417	369	24	22
23	SINDHUPALCHOK	883	925	1808	684	757	1441	595	485	16	14	1078	775	483	293	394	317	11	9
24	RASUWA	114	164	278	81	107	188	80	62	6	6	157	84	140	50	29	25	0	0
25	NUWAKOT	813	1357	2170	512	805	1317	755	445	3	2	1518	783	634	225	134	98	2	1
26	DHADING	833	1430	2263	506	794	1300	543	359	10	9	1615	761	730	300	68	40	11	9
27	KAVREPALANCHOK	984	1598	2582	612	926	1538	496	266	34	20	1882	899	754	248	546	333	11	6
28	BHAKTAPUR	315	498	813	165	272	437	120	81	11	7	484	195	441	131	7	6	2	0
29	KATHMANDU	1498	1942	3440	888	1069	1957	522	297	73	44	2372	1186	1195	371	275	134	5	1
30	KATHMANDU	16	35	51	13	28	41	3	1	2	2	25	19	20	15	1	1	0	0
31	KATHMANDU	0	0	0	0	0	0	0	0	0	0	0	0	0	0	0	0	0	0
32	LALITPUR	530	785	1315	292	393	685	153	86	12	3	974	386	470	128	44	26	0	0
33	MAKWANPUR	609	1015	1624	442	714	1156	548	416	2	2	999	618	535	264	61	51	0	0
34	CHITWAN	1047	1775	2822	726	1165	1891	875	617	20	15	1689	928	1102	456	224	174	3	2
35	RAUTAHAT	814	502	1316	487	276	763	156	42	23	12	470	192	467	174	629	421	4	3
36	BARA	1007	863	1870	847	715	1562	401	337	30	26	659	502	599	421	476	421	32	30
37	PARSA	555	422	977	415	309	724	243	189	25	19	294	179	413	230	167	120	27	24
	<b>TOTAL</b>	<b>15035</b>	<b>18232</b>	<b>33267</b>	<b>10269</b>	<b>11780</b>	<b>22049</b>	<b>8026</b>	<b>5593</b>	<b>528</b>	<b>331</b>	<b>19294</b>	<b>10846</b>	<b>11211</b>	<b>5104</b>	<b>5678</b>	<b>3949</b>	<b>142</b>	<b>116</b>

**DISTRICTWISE DETAILS OF APPEARED AND PASSED STUDENTS IN SUPPLEMENTARY EXAMINATIONS BY CORE SUBJECTS**  
**WESTERN REGION**

SNO	DISTRICT	APPEAR			PASS			PASSED IN SUBJECTS											
								ENG		NEP		MAT		SCI		SOC		HPE	
		BOY	GIRL	TOT	BOY	GIRL	TOT	APRD	PASS	APRD	PASS	APRD	PASS	APRD	PASS	APRD	PASS	APRD	PASS
38	GORKHA	707	908	1615	489	608	1097	509	293	1	1	829	428	546	290	214	167	2	1
39	MANANG	7	10	17	7	10	17	5	5	0	0	8	8	13	13	1	1	0	0
40	LAMJUNG	419	583	1002	371	493	864	241	214	3	2	548	418	444	351	84	70	1	1
41	KASKI	862	1302	2164	659	923	1582	216	163	21	19	1322	801	987	581	338	282	3	3
42	TANAHUN	714	958	1672	511	655	1166	469	362	10	5	680	380	1144	732	70	47	4	1
43	SYANGJA	870	1179	2049	719	984	1703	413	362	5	4	976	678	1159	770	472	420	23	21
44	NAWALPARASI	1093	1554	2647	619	800	1419	487	309	27	16	1342	526	1539	392	327	217	13	3
45	PALPA	704	1100	1804	520	730	1250	445	348	2	1	1184	658	970	481	56	49	9	7
46	GULMI	770	1061	1831	591	681	1272	421	313	2	2	1299	730	860	440	126	109	2	2
47	ARGHAKHANCHI	499	634	1133	369	409	778	352	263	2	1	701	406	632	284	57	47	2	1
48	RUPANDEHI	1341	1537	2878	1006	1080	2086	871	670	75	52	1127	676	1284	615	495	358	40	26
49	KAPILVASTU	729	648	1377	525	490	1015	398	284	30	16	632	406	585	404	145	90	15	13
50	MUSTANG	13	14	27	9	13	22	7	3	0	0	15	10	6	5	2	2	0	0
51	MYAGDI	262	319	581	226	263	489	199	168	4	4	235	138	214	169	98	88	0	0
52	BAGLUNG	865	1167	2032	777	1014	1791	517	456	11	10	1487	1221	522	445	175	145	19	17
53	PARBAT	675	894	1569	485	613	1098	656	366	21	13	961	595	466	295	43	22	12	8
	<b>TOTAL</b>	<b>10530</b>	<b>13868</b>	<b>24398</b>	<b>7883</b>	<b>9766</b>	<b>17649</b>	<b>6206</b>	<b>4579</b>	<b>214</b>	<b>146</b>	<b>13346</b>	<b>8079</b>	<b>11371</b>	<b>6267</b>	<b>2703</b>	<b>2114</b>	<b>145</b>	<b>104</b>

# DISTRICTWISE DETAILS OF APPEARED AND PASSED STUDENTS IN SUPPLEMENTARY EXAMINATIONS BY CORE SUBJECTS

## MID-WESTERN REGION

SNO	DISTRICT	APPEAR			PASS			PASSED IN SUBJECTS											
								ENG		NEP		MAT		SCI		SOC		HPE	
		BOY	GIRL	TOT	BOY	GIRL	TOT	APRD	PASS	APRD	PASS	APRD	PASS	APRD	PASS	APRD	PASS	APRD	PASS
54	RUKUM	740	943	1683	491	580	1071	490	390	59	35	891	573	418	82	524	304	3	3
55	ROLPA	406	474	880	237	220	457	270	131	3	1	585	231	289	133	197	121	2	2
56	SALYAN	867	1002	1869	720	818	1538	928	796	77	64	1126	880	572	386	94	74	0	0
57	PYUTHAN	486	625	1111	242	301	543	253	149	6	6	608	164	621	186	228	176	0	0
58	DANG	1221	2048	3269	678	1098	1776	964	518	100	49	1628	735	1469	701	452	192	6	2
59	HUMLA	156	93	249	106	56	162	72	28	5	1	161	102	32	5	62	31	0	0
60	MUGU	205	136	341	160	98	258	155	113	14	9	189	136	33	26	104	66	3	3
61	DOLPA	149	91	240	128	88	216	24	24	1	1	225	203	125	88	4	4	0	0
62	KALIKOT	721	553	1274	282	211	493	459	152	46	21	939	233	145	32	263	114	3	0
63	JUMLA	368	269	637	202	134	336	247	131	28	16	506	208	87	39	59	33	3	2
64	JAJARKOT	899	815	1714	205	150	355	570	103	148	35	861	101	830	51	216	32	13	4
65	DAILEKH	1084	1141	2225	604	584	1188	990	518	56	28	1415	680	703	246	201	92	6	4
66	SURKHET	904	1165	2069	582	659	1241	568	304	25	10	1045	515	1153	485	213	122	0	0
67	BANKE	818	1033	1851	593	740	1333	396	278	45	32	967	573	623	339	443	347	6	5
68	BARDIA	1097	1505	2602	723	953	1676	642	423	13	10	1320	676	1616	758	311	238	0	0
	<b>TOTAL</b>	<b>10121</b>	<b>11893</b>	<b>22014</b>	<b>5953</b>	<b>6690</b>	<b>12643</b>	<b>7028</b>	<b>4058</b>	<b>626</b>	<b>318</b>	<b>12466</b>	<b>6010</b>	<b>8716</b>	<b>3557</b>	<b>3371</b>	<b>1946</b>	<b>45</b>	<b>25</b>

**DISTRICTWISE DETAILS OF APPEARED AND PASSED STUDENTS IN SUPPLEMENTARY EXAMINATIONS BY CORE SUBJECTS**

**FAR-WESTERN REGION**

SNO	DISTRICT	APPEAR			PASS			PASSED IN SUBJECTS											
								ENG		NEP		MAT		SCI		SOC		HPE	
		BOY	GIRL	TOT	BOY	GIRL	TOT	APRD	PASS	APRD	PASS	APRD	PASS	APRD	PASS	APRD	PASS	APRD	PASS
69	BAJURA	625	447	1072	314	196	510	493	217	86	28	563	215	304	68	161	77	0	0
70	BAJHANG	989	715	1704	408	284	692	322	71	96	38	951	269	800	200	245	86	8	4
71	ACHHAM	654	369	1023	315	169	484	386	156	13	7	596	207	495	124	129	75	14	8
72	DOTI	322	175	497	230	107	337	142	105	1	1	185	81	270	148	161	120	3	2
73	KAILALI	2039	2410	4449	1634	1948	3582	1243	991	89	80	2289	1625	2290	1783	597	543	77	65
74	DARCHULA	526	533	1059	260	164	424	177	87	27	8	532	122	604	173	242	106	1	0
75	BAITADI	1036	959	1995	307	170	477	443	118	45	7	1208	170	1075	113	218	62	4	1
76	DANDEL DHURA	603	599	1202	380	329	709	430	183	4	2	653	320	705	281	61	30	6	6
77	KANCHANPUR	1117	1116	2233	824	829	1653	442	369	24	18	906	566	1255	849	581	458	44	37
	<b>TOTAL</b>	<b>18032</b>	<b>19216</b>	<b>37248</b>	<b>10625</b>	<b>10886</b>	<b>21511</b>	<b>11106</b>	<b>6355</b>	<b>1011</b>	<b>507</b>	<b>20349</b>	<b>9585</b>	<b>16514</b>	<b>7296</b>	<b>5766</b>	<b>3503</b>	<b>202</b>	<b>148</b>